

BCM5421 10/100/1000BASE-T GIGABIT COPPER TRANSCEIVER


BCM5421 FEATURES

- Fully integrated 10BASE-T/100BASE-TX/1000BASE-T Gigabit Ethernet transceiver
- On-chip low-voltage regulators
- Fully compliant with IEEE 802.3, 802.3u, and 802.3ab standards
- 0.13um CMOS — low-power and cost
- Low power
 - 1W per port
 - Wake on LAN support
 - Advanced power management
- Low EMI emissions
- Ethernet@WireSpeed™ logic automatically selects the maximum speed based on channel conditions
- Cable plant diagnostic
 - Cable plant analyzer function detects cable plant impairments
 - Link quality indication LED
 - Automatic detection and correction of wiring pair swaps, pair skew, and pair polarity
 - Automatic MDI/MDIX crossover at all speeds
- Robust CESD tolerance
- Support for jumbo packets up to 9 KB
- IEEE 1149.1 (JTAG) boundary scan
- MII, GMII, TBI, RGMII, and RTBI interface options
- 117 BGA and 128 MQFP

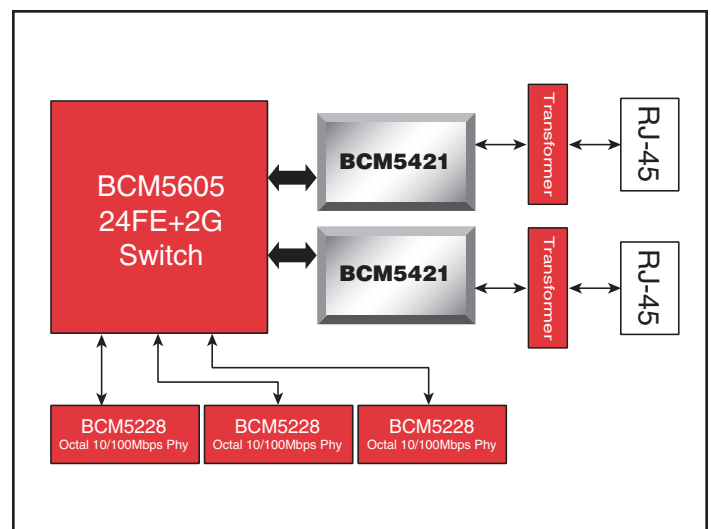
SUMMARY OF BENEFITS

- Provides interoperability with IEEE standard devices operating at 10, 100, and 1000 Mbps at half- and full-duplex.
- Lowers system cost and reduces solution footprint.
- Requires no airflow or heatsink.
- Provides compliance with PCI 2.2 and PC99/PC2000.
- Reduces system design constraints to meet EMI emissions standards.
- Automatically configures the link to support the highest possible speed based on link partner capability and characteristics of the channel.
- Cable diagnostic function characterizes cable plant condition and immediately indicates cabling issues.
 - Prevents erroneous equipment return due to bad cable plants.
 - Prevents manufacturing fall-out due to bad cable plants.
- High CESD tolerance prevents equipment damage and return.
- Operates with larger packets for wider range of packet protocol support and improved efficiency.
- Ease of manufacturing with JTAG support, simplified power supply, and multiple MAC interfaces.
- Simplifies system and board design.
 - RGMII/RTBI reduces I/O pin requirement over GMII and TBI by more than 50%.

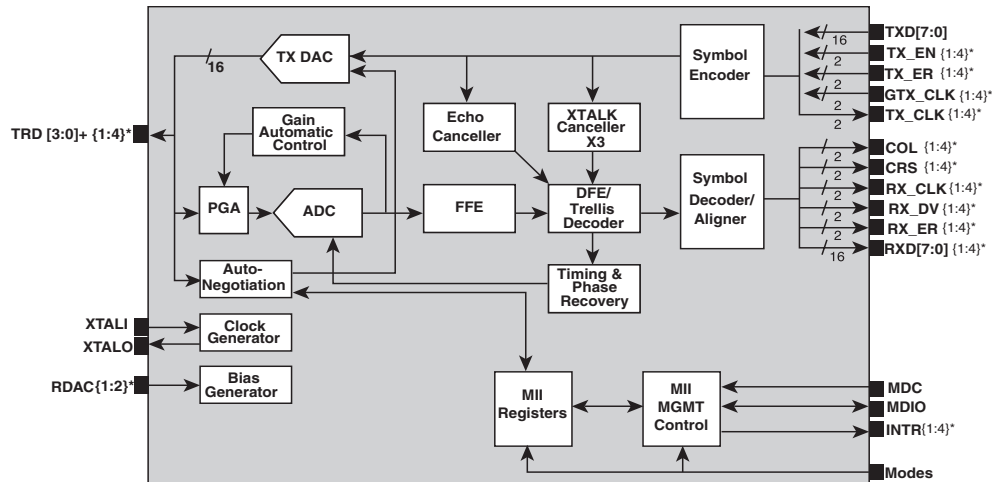
10/100/1000BASE-T Network Interface Card



1000BASE-T Gigabit Uplink



BCM5421 Block Diagram



The **BCM5421** is a fully integrated 10/100/1000BASE-T Gigabit Ethernet transceiver. The **BCM5421** is optimized for low power and small footprint size to enable Network Interface Card (NIC) and uplink applications. By lowering system cost and reducing power dissipation by nearly 50%, the **BCM5421** enables a new class of cost-effective Gigabit Ethernet equipment, driving the delivery of Gigabit bandwidth to the desktop.

The **BCM5421**'s Digital Signal Processor based architecture and advanced power management techniques combine to achieve robust and low power operation over the existing CAT 5 twisted pair wiring. The **BCM5421** architecture not only meets the requirements of 802.3, 802.3u, and 802.3ab, but maintains the industry's highest level of margin over IEEE requirements for Echo, NEXT, and FEXT. Low power is a key factor in implementing Gigabit small form factor NICs and uplinks and, at 1W per port, the **BCM5421** dissipates nearly half the power of previous Gigabit PHY transceivers. For NIC applications, support for Wake on LAN enables compliance with PCI 2.2 and PC99/PC2000. In addition, the **BCM5421** has extremely low EMI emissions, which reduces the design constraints required to meet EMI emissions specifications.

This device represents the fourth generation of Gigabit Ethernet transceivers based on the same field-proven architecture as in the BCM5400, BCM5401, BCM5411, and BCM5402 transceivers. The fourth-generation Gigabit PHY core has already been deployed in the BCM5404, a quad port 10/100/1000BASE-T device of which the **BCM5421** is a single-port slice.

The **BCM5421** incorporates a number of advanced features. A link quality indicator LED gives installers an instant visual indication if there are any problems with the wiring plant supporting operation

at the desired speed. This includes physical wiring defects that the **BCM5421** cannot automatically correct for and channel conditions such as excessive cable length, and return loss, crosstalk, echo, and noise. Broadcom's cable analyzer software can be used with the device to provide remote management of the cable and a first level of diagnostics and fault isolation. The **BCM5421** is fully compatible with the IEEE 802.3 standard for auto-negotiation of speed, but additionally supports Ethernet@WireSpeed™. Ethernet@WireSpeed™ allows the **BCM5421** to force auto-negotiation to automatically establish link at speeds that the channel can reliably support, preventing failure to link due to standard IEEE auto-negotiation at higher speeds over impaired cable plants.

The **BCM5421** also has ESD tolerance well above typical industry standards. This prevents ESD damage not only during manufacturing but during CESD events in the field. Cable-sourced electrostatic discharge (CESD) is an ESD event that occurs when an electrically charged network cable is plugged into a network port, an issue becoming more prevalent with recent cable installations.

In addition to supporting the IEEE 802.3 Standard Gigabit Media Independent Interface (GMII), and the industry-standard Ten Bit Interface (TBI), the **BCM5421** also supports the RGMII and RTBI interfaces. RGMII is a reduced pin-count (12 versus 25) version of the GMII, and RTBI is a reduced pin-count version of TBI utilizing standard ASIC technology. The high-density package, multiple MAC interfaces, and streamlined power supply lowers system cost and simplifies the system and board level design.

Broadcom®, the pulse logo, and Connecting everything® are trademarks of Broadcom Corporation and/or its subsidiaries in the United States and certain other countries. All other trademarks are the property of their respective owners.

Connecting
everything®



BROADCOM CORPORATION
16215 Alton Parkway, P.O. Box 57013
Irvine, California 92619-7013

© 2003 by BROADCOM CORPORATION. All rights reserved.
5421-PB04-R-6.13.03

Phone: 949-450-8700
FAX: 949-450-8710
Email: info@broadcom.com
Web: www.broadcom.com