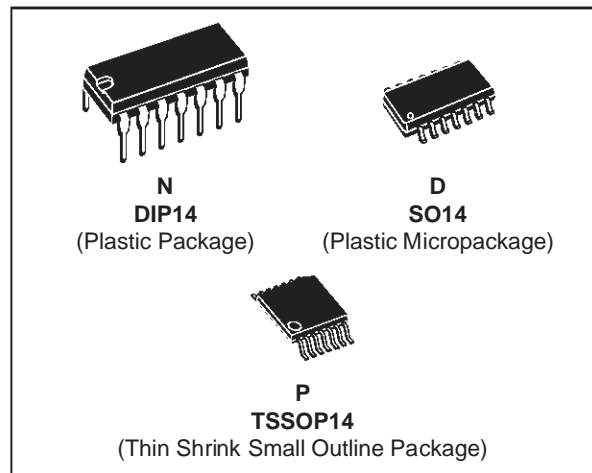




TS3704C,I,M

MICROPOWER QUAD CMOS VOLTAGE COMPARATORS

- PUSH-PULL CMOS OUTPUT (NO EXTERNAL PULL-UP RESISTOR REQUIRED)
- EXTREMELY LOW SUPPLY CURRENT : 9 μ A TYP / COMPARATOR
- WIDE SINGLE SUPPLY RANGE (3V TO 16V) OR DUAL SUPPLIES (± 1.5 V TO ± 8 V)
- EXTREMELY LOW INPUT BIAS CURRENT : 1pA TYP
- EXTREMELY LOW INPUT OFFSET CURRENT : 1pA TYP
- INPUT COMMON-MODE VOLTAGE RANGE INCLUDES GND
- HIGH INPUT IMPEDANCE : 10¹² Ω TYP
- FAST RESPONSE TIME : 2 μ s TYP FOR 5mV OVERDRIVE
- PIN-TO-PIN AND FUNCTIONALLY COMPATIBLE WITH BIPOLAR LM339

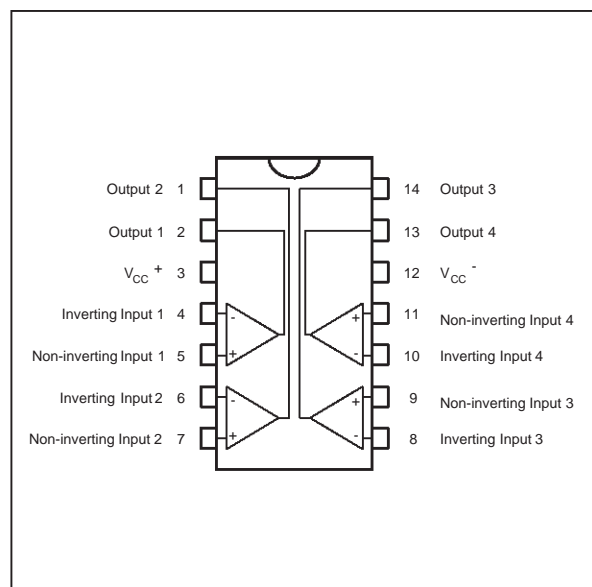


ORDER CODES

Part Number	Temperature Range	Package		
		N	D	P
TS3704C	0°C, +70°C	●	●	●
TS3704I	-40°C, +125°C	●	●	●
TS3704M	-55°C, +125°C	●	●	●

Example : TS3704CN

PIN CONNECTIONS (top view)

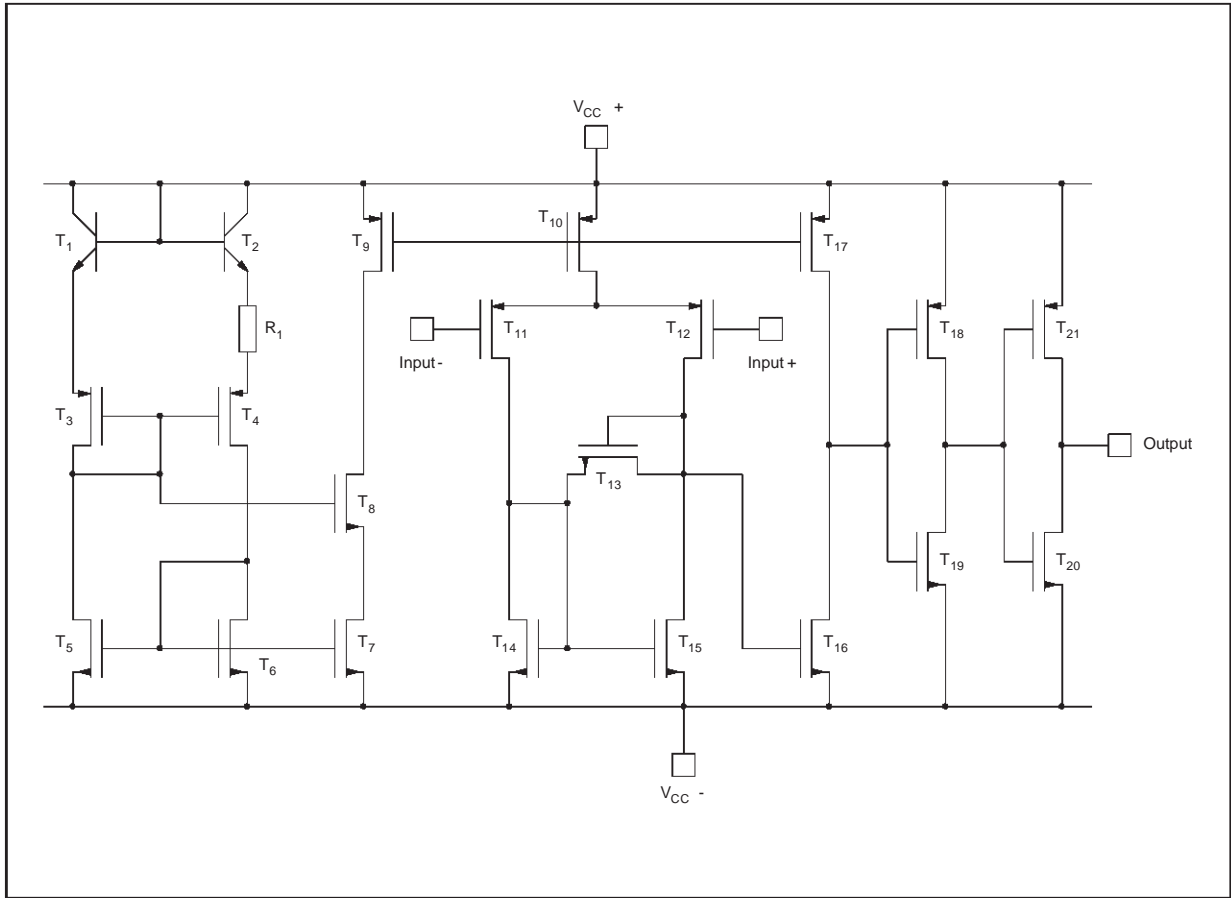


DESCRIPTION

The TS3704 is a micropower CMOS quad voltage comparator with extremely low consumption of 9 μ A typ / comparator (20 times less than bipolar LM339). The push-pull CMOS output stage allows power and space saving by eliminating the external pull-up resistor required by usual open-collector output comparators.

Thus response times remain similar to the LM339.

SCHEMATIC DIAGRAM (for 1/4 TS3704)



MAXIMUM RATINGS

Symbol	Parameter	Value	Unit
V_{CC}^+	Supply Voltage - (note 1)	18	V
V_{id}	Differential Input Voltage - (note 2)	± 18	V
V_i	Input Voltage - (note 3)	18	V
V_o	Output Voltage	18	V
I_o	Output Current	20	mA
T_{oper}	Operating Free-Air Temperature Range	TS3704C TS3704I TS3704M 0 to +70 -40 to +125 -55 to +125	$^{\circ}C$
T_{stg}	Storage Temperature Range	-65 to +150	$^{\circ}C$

- Notes :**
- All voltage values, except differential voltage, are with respect to network ground terminal.
 - Differential voltages are the non-inverting input terminal with respect to the inverting input terminal.
 - The magnitude of the input and the output voltages must never exceed the magnitude of the positive supply voltage.
 - Short circuit from outputs to V_{CC}^+ can cause excessive heating and eventual destruction.

OPERATING CONDITIONS

Symbol	Parameter	Value	Unit
V_{CC}^+	Supply Voltage	TS3704C,I TS3704M 3 to 16 4 to 16	V
V_{icm}	Common Mode Input Voltage Range	0 to $V_{CC}^+ - 1.5$	V

ELECTRICAL CHARACTERISTICS

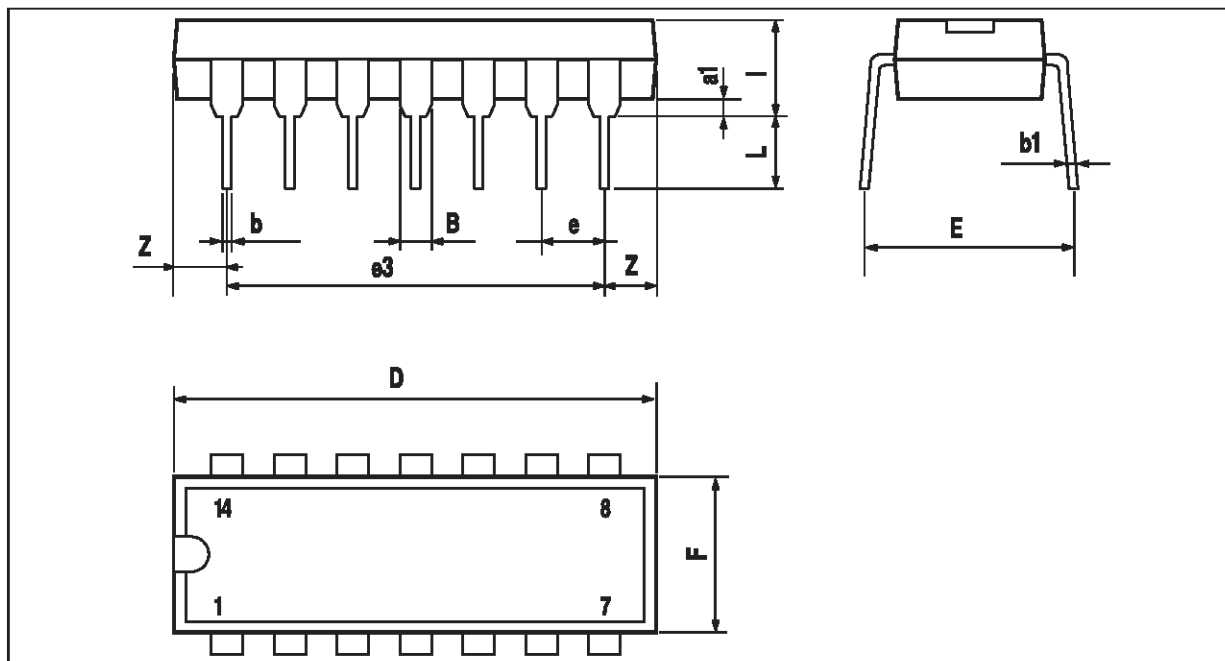
$V_{CC}^+ = 5V$, $V_{CC}^- = 0V$, $T_{amb} = 25^\circ C$ (unless otherwise specified)

Symbol	Parameter	Min.	Typ.	Max.	Unit
V_{io}	Input Offset Voltage $V_{ic} = V_{icm\ min.}$, $V_{CC}^+ = 5V$ to $10V$ - (note 1) $T_{min.} \leq T_{amb} \leq T_{max.}$		1.2	5 6.5	mV
I_{io}	Input Offset Current - (note 2) $V_{ic} = 2.5V$ $T_{min.} \leq T_{amb} \leq T_{max.}$		1	300	pA
I_{ib}	Input Bias Current - (note 2) $V_{ic} = 2.5V$ $T_{min.} \leq T_{amb} \leq T_{max.}$		1	600	pA
V_{icm}	Input Common Mode Voltage Range $T_{min.} \leq T_{amb} \leq T_{max.}$	0 to $V_{CC}^+ - 1.2$ 0 to $V_{CC}^+ - 1.5$			V
CMR	Common-mode Rejection Ratio $V_{ic} = V_{icm\ min.}$		78		dB
SVR	Supply Voltage Rejection Ratio $V_{CC}^+ = +5V$ to $+10V$		92		dB
V_{OH}	High Level Output Voltage $V_{id} = 1V$, $I_{OH} = -4mA$ $T_{min.} \leq T_{amb} \leq T_{max.}$	4.5 4.3	4.7		V
V_{OL}	Low Level Output Voltage $V_{id} = -1V$, $I_{OL} = 4mA$ $T_{min.} \leq T_{amb} \leq T_{max.}$		234	300 375	mV
I_{CC}	Supply Current (4 comparators) No load - Outputs low $T_{min.} \leq T_{amb} \leq T_{max.}$		36	80 100	μA
t_{PLH}	Response Time Low to High $V_{ic} = 0V$, $f = 10kHz$, $C_L = 50pF$, Overdrive = 5mV Overdrive = 10mV Overdrive = 20mV Overdrive = 40mV TTL Input		1.2 1 0.9 0.8 0.7		μs
t_{PHL}	Response Time High to Low $V_{ic} = 0V$, $f = 10kHz$, $C_L = 50pF$, Overdrive = 5mV Overdrive = 10mV Overdrive = 20mV Overdrive = 40mV TTL Input		2 1.5 0.9 0.7 0.15		μs
t_f	Fall time $f = 10kHz$, $C_L = 50pF$, Overdrive 50mV		30		ns

Note : 1. The specified offset voltage is the maximum value required to drive the output up to 4.5V or down to 0.3V.
2. Maximum values including unavoidable inaccuracies of the industrial test.

PACKAGE MECHANICAL DATA

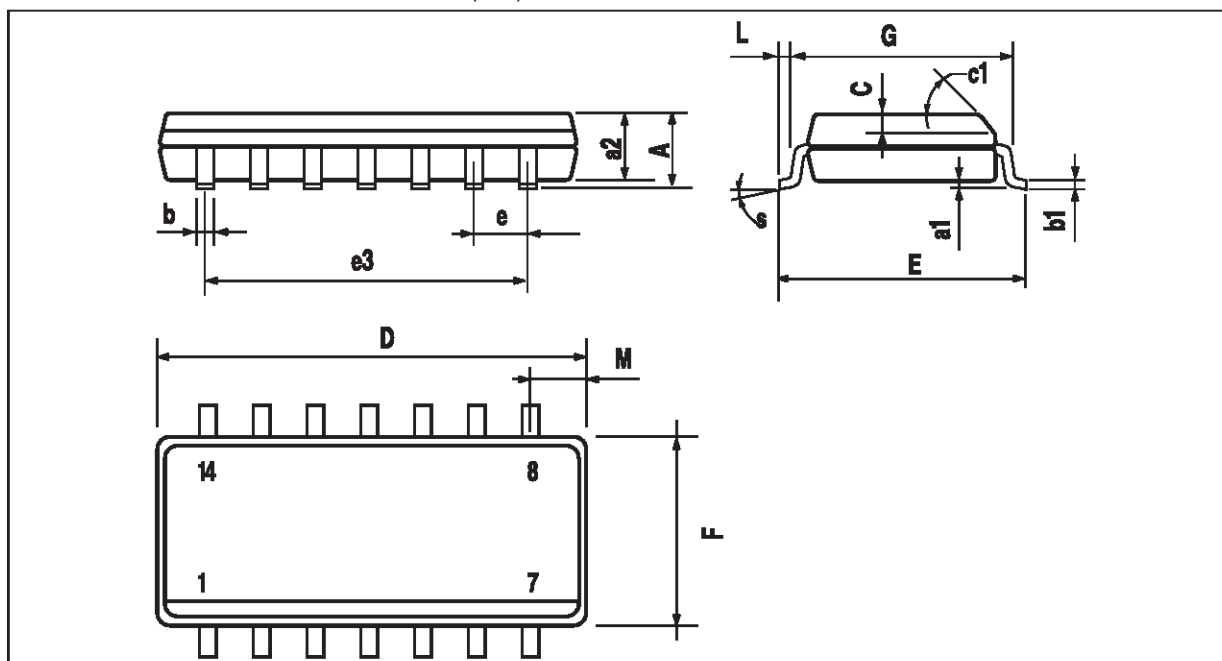
14 PINS - PLASTIC DIP



Dimensions	Millimeters			Inches		
	Min.	Typ.	Max.	Min.	Typ.	Max.
a1	0.51			0.020		
B	1.39		1.65	0.055		0.065
b		0.5			0.020	
b1		0.25			0.010	
D			20			0.787
E		8.5			0.335	
e		2.54			0.100	
e3		15.24			0.600	
F			7.1			0.280
i			5.1			0.201
L		3.3			0.130	
Z	1.27		2.54	0.050		0.100

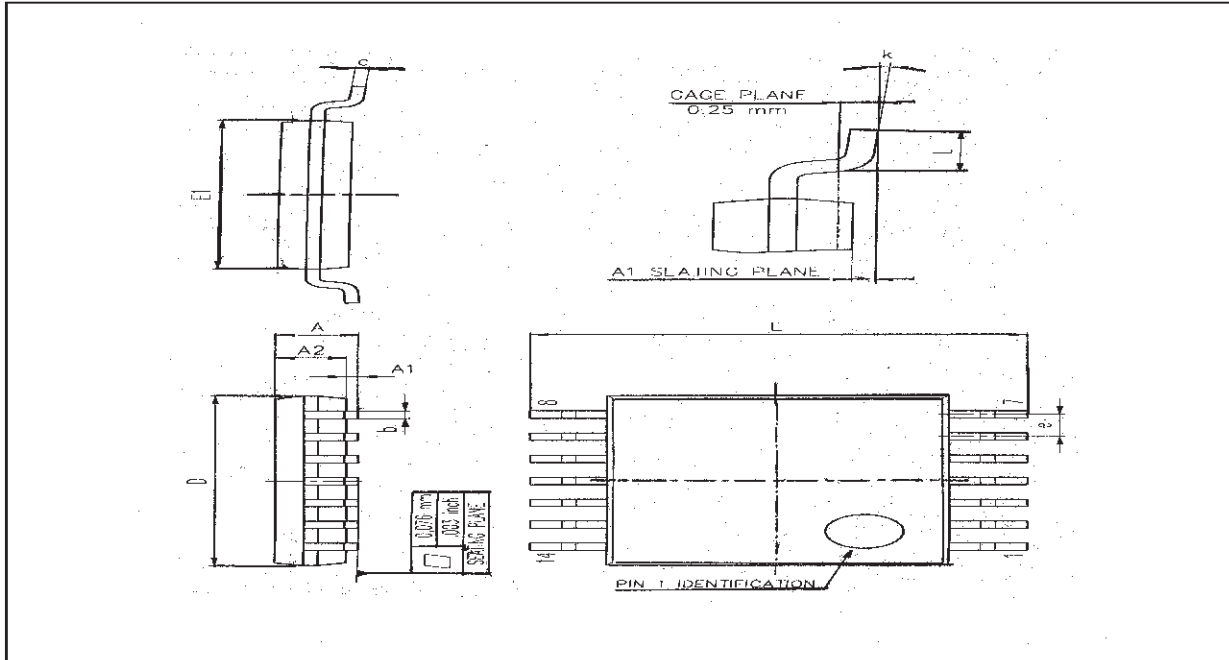
PACKAGE MECHANICAL DATA

14 PINS - PLASTIC MICROPACKAGE (SO)



Dimensions	Millimeters			Inches		
	Min.	Typ.	Max.	Min.	Typ.	Max.
A			1.75			0.069
a1	0.1		0.2	0.004		0.008
a2			1.6			0.063
b	0.35		0.46	0.014		0.018
b1	0.19		0.25	0.007		0.010
C		0.5			0.020	
c1	45° (typ.)					
D	8.55		8.75	0.336		0.334
E	5.8		6.2	0.228		0.244
e		1.27			0.050	
e3		7.62			0.300	
F	3.8		4.0	0.150		0.157
G	4.6		5.3	0.181		0.208
L	0.5		1.27	0.020		0.050
M			0.68			0.027
S	8° (max.)					

PACKAGE MECHANICAL DATA
 14 PINS - THIN SHRINK SMALL OUTLINE PACKAGE



Dim.	Millimeters			Inches		
	Min.	Typ.	Max.	Min.	Typ.	Max.
A			1.20			0.05
A1	0.05		0.15	0.01		0.006
A2	0.80	1.00	1.05	0.031	0.039	0.041
b	0.19		0.30	0.007		0.15
c	0.09		0.20	0.003		0.012
D	4.90	5.00	5.10	0.192	0.196	0.20
E		6.40			0.252	
E1	4.30	4.40	4.50	0.169	0.173	0.177
e		0.65			0.025	
k	0°		8°	0°		8°
l	0.50	0.60	0.75	0.09	0.0236	0.030

Information furnished is believed to be accurate and reliable. However, STMicroelectronics assumes no responsibility for the consequences of use of such information nor for any infringement of patents or other rights of third parties which may result from its use. No license is granted by implication or otherwise under any patent or patent rights of STMicroelectronics. Specifications mentioned in this publication are subject to change without notice. This publication supersedes and replaces all information previously supplied. STMicroelectronics products are not authorized for use as critical components in life support devices or systems without express written approval of STMicroelectronics.

© The ST logo is a trademark of STMicroelectronics

© 1999 STMicroelectronics – Printed in Italy – All Rights Reserved

STMicroelectronics GROUP OF COMPANIES

Australia - Brazil - Canada - China - France - Germany - Italy - Japan - Korea - Malaysia - Malta - Mexico - Morocco
 The Netherlands - Singapore - Spain - Sweden - Switzerland - Taiwan - Thailand - United Kingdom - U.S.A.

© <http://www.st.com>