

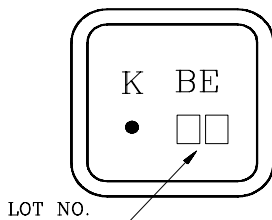
Band pass filters for the receiving RF circuits of pager

- High stability and reliability with good performance and no adjustment.
- Wide and sharp pass band characteristics.
- Low insertion loss and deep stop band attenuation for interference.
- Terminating Impedance : 50Ω + Series L(10nH)
- KF930S : SC-45 Package, KF930V : SC-44 Package.
- F-11 Package Type : KF930.

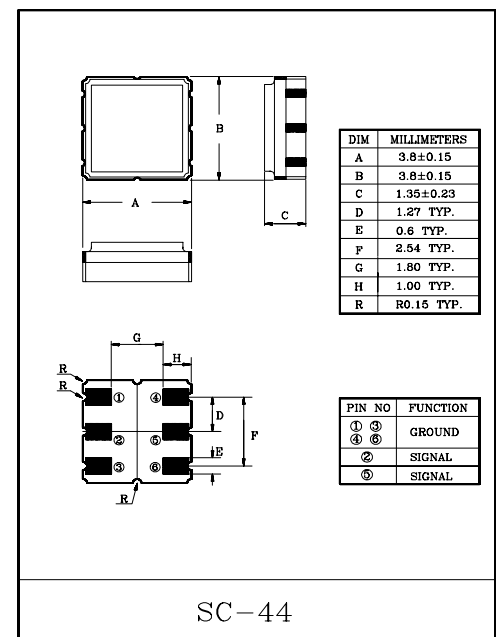
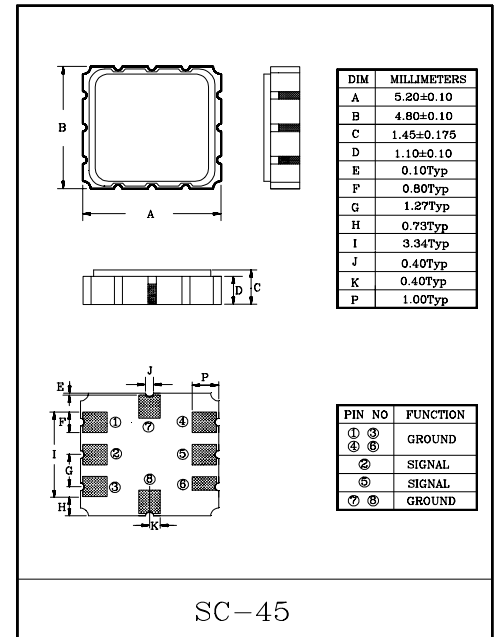
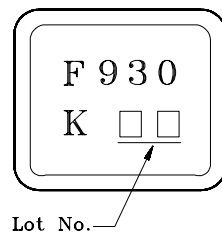
MAXIMUM RATINGS ($T_a=25^\circ\text{C}$)

ITEM	SYMBOL	RATING	UNIT
Input Signal Level	IS_{\max}	0	dBm
DC Permissive Voltage	V_{DC}	+10	V
Operating Temperature Range	T_{opr}	-10~+50	$^\circ\text{C}$
Storage Temperature Range	T_{stg}	-30~+85	$^\circ\text{C}$

Marking(SC-44)



(SC-45)



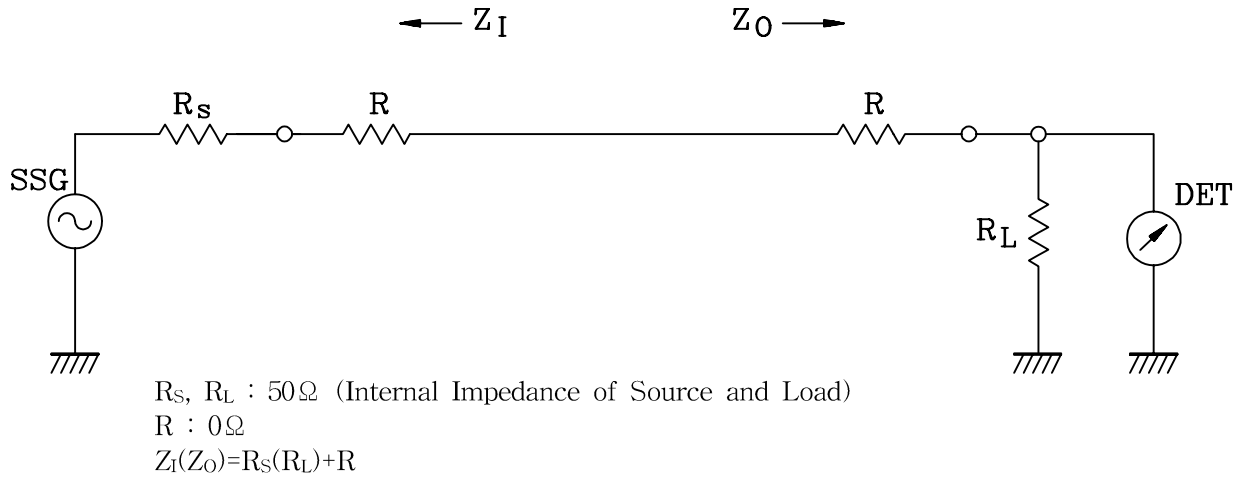
ELECTRICAL CHARACTERISTICS (Temperature $20\pm 2^\circ\text{C}$, Humidity $65\pm 5\%$)

ITEMS	SYMBOL	TEST CONDITION	MIN.	TYP.	MAX.	UNIT
Nominal Center Frequency	f_0	-	-	930.5	-	MHz
Bandwidth	BW_{3dB}	-	$f_0\pm 2.0$	-	-	MHz
Insertion Loss	IL_{PASS}	$f_0\pm 2.0\text{MHz}$	-	-	4.0	dB
Ripple Level	A_{RIP}	$f_0\pm 2.0\text{MHz}$	-	-	2.0	dB
Rejection Level	IL_{STOP}	$f_0-400\sim f_0-40.8\text{MHz}$	45	-	-	dB
		$f_0+50\sim f_0+400\text{MHz}$	45	-	-	dB
Input/Output Impedance	$Z_I(Z_O)$	-	-	50Ω + Series L(10nH)	-	-

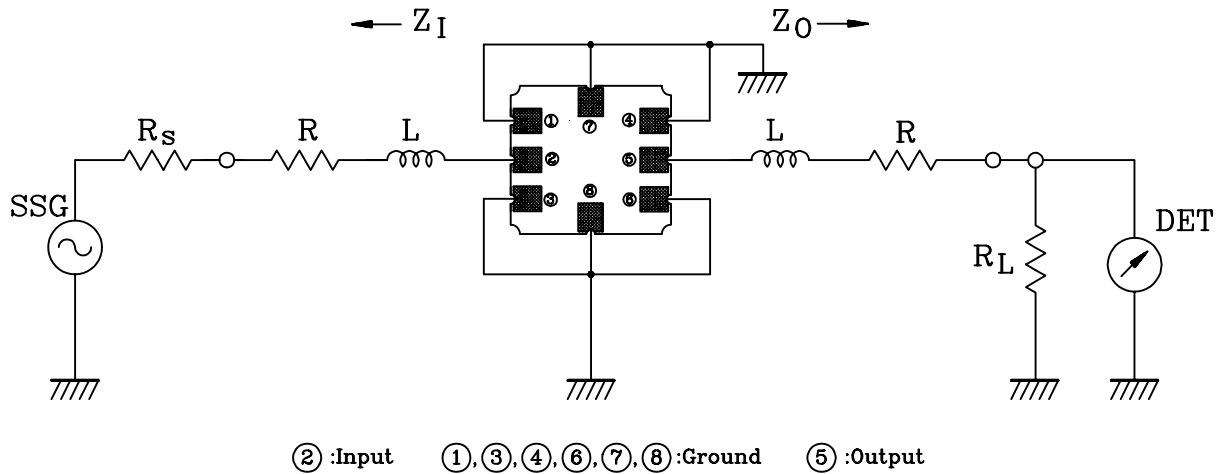
KF930S/V

TEST CIRCUIT

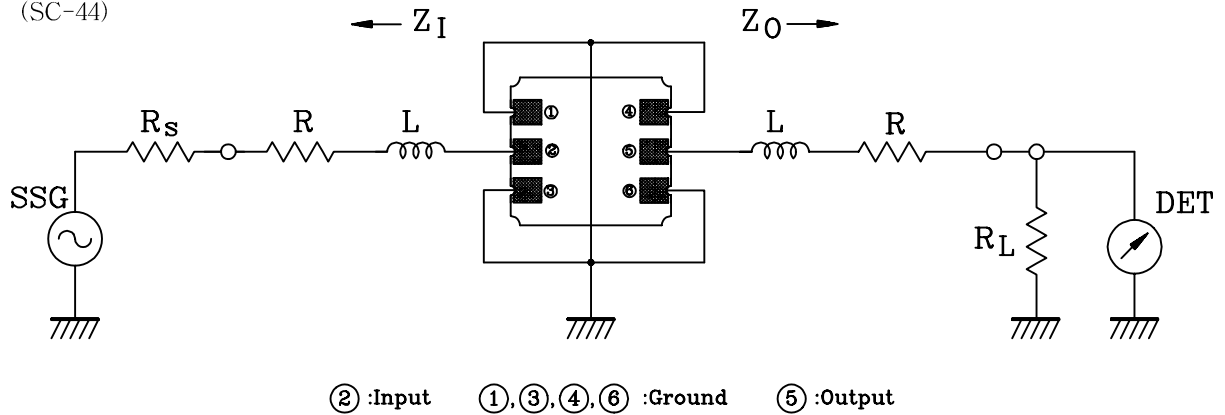
REFERENCE LEVEL TEST CIRCUIT



MEASUREMENT CIRCUIT (SC-45)

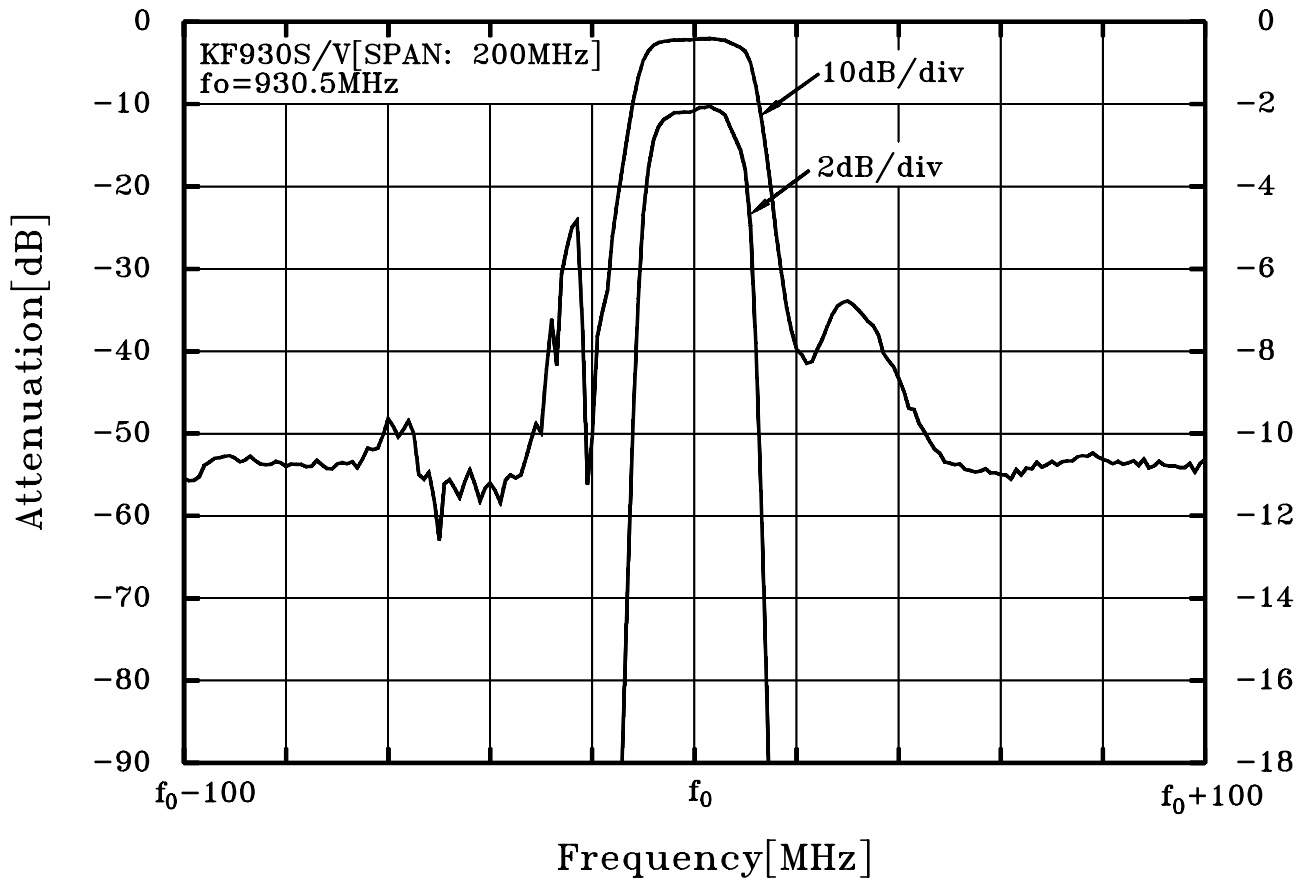


(SC-44)



KF930S/V

ATT - f



ATT - f

