

**Descriptions**

- Switching application
- Interface circuit and driver circuit application

**Features**

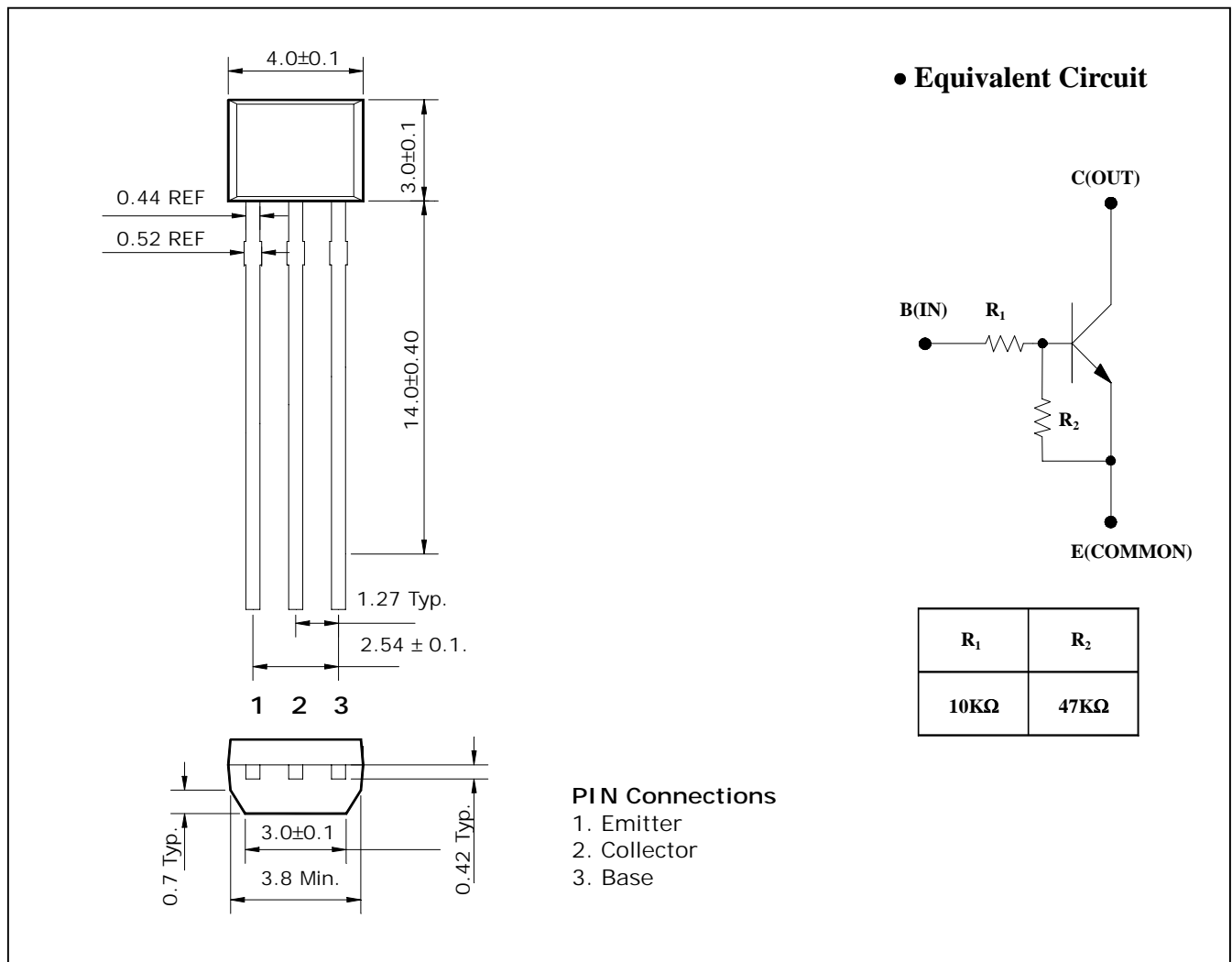
- With built-in bias resistors
- Simplify circuit design
- Reduce a quantity of parts and manufacturing process
- High packing density

**Ordering Information**

| Type NO. | Marking | Package Code |
|----------|---------|--------------|
| SRC1207M | 1207    | TO-92M       |

**Outline Dimensions**

unit : mm



## Absolute maximum ratings

(Ta=25°C)

| Characteristic       | Symbol    | Ratings   | Unit |
|----------------------|-----------|-----------|------|
| Out Voltage          | $V_o$     | 50        | V    |
| Input Voltage        | $V_i$     | 30        | V    |
| Out Current          | $I_o$     | 100       | mA   |
| Power Dissipation    | $P_D$     | 400       | mW   |
| Junction Temperature | $T_J$     | 150       | °C   |
| Storage Temperature  | $T_{STG}$ | -55 ~ 150 | °C   |

## Electrical Characteristics

(Ta=25°C)

| Characteristic         | Symbol       | Test Condition        | Min. | Typ. | Max. | Unit |
|------------------------|--------------|-----------------------|------|------|------|------|
| Output Cut-off Current | $I_{O(OFF)}$ | $V_o=50V, V_i=0$      | -    | -    | 500  | nA   |
| DC Current Gain        | $G_I$        | $V_o=5V, I_o=10mA$    | 80   | 150  | -    | -    |
| Output Voltage         | $V_{O(ON)}$  | $I_o=10mA, I_i=0.5mA$ | -    | 0.1  | 0.3  | V    |
| Input Voltage (ON)     | $V_{I(ON)}$  | $V_o=0.2V, I_o=5mA$   | -    | -    | 1.8  | V    |
| Input Voltage (OFF)    | $V_{I(OFF)}$ | $V_o=5V, I_o=0.1mA$   | 0.5  | -    | -    | V    |
| Transition Frequency   | $f_T^*$      | $V_o=10V, I_o=5mA$    | -    | 200  | -    | MHz  |
| Input Current          | $I_i$        | $V_i=5V$              | -    | -    | 0.88 | mA   |

\* : Characteristic of Transistor Only

Electrical Characteristic Curves

Fig. 1  $I_o - V_{I(ON)}$

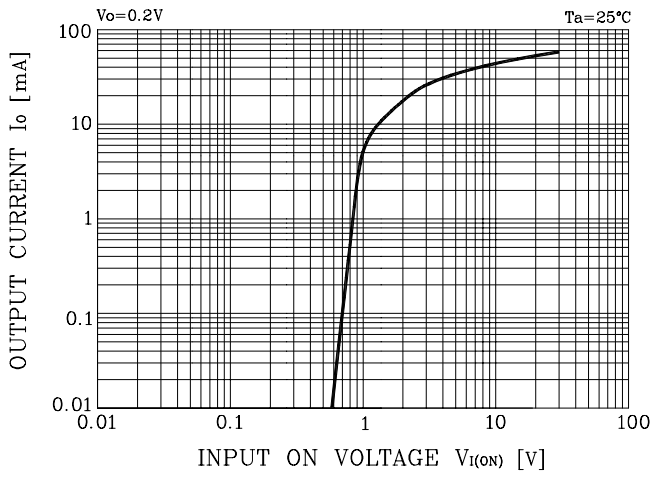


Fig. 2  $I_o - V_{I(OFF)}$

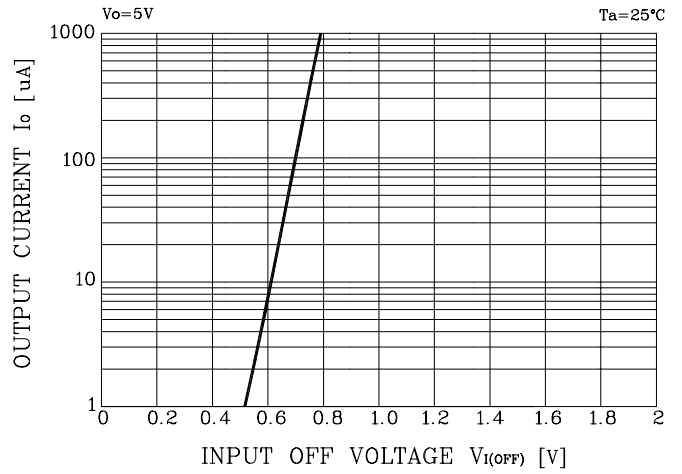


Fig. 3  $G_I - I_o$

