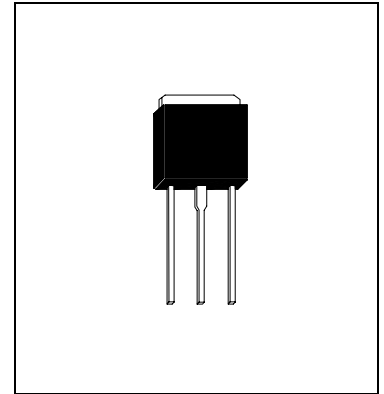




H7812AI

H7812BI

3-TERMINAL POSITIVE VOLTAGE REGULATOR

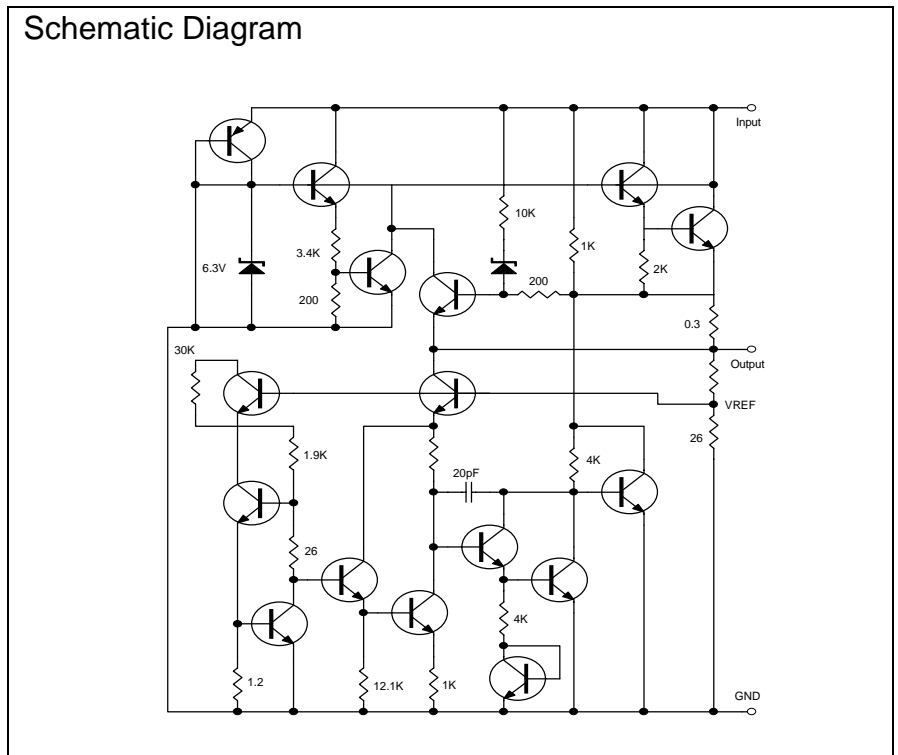
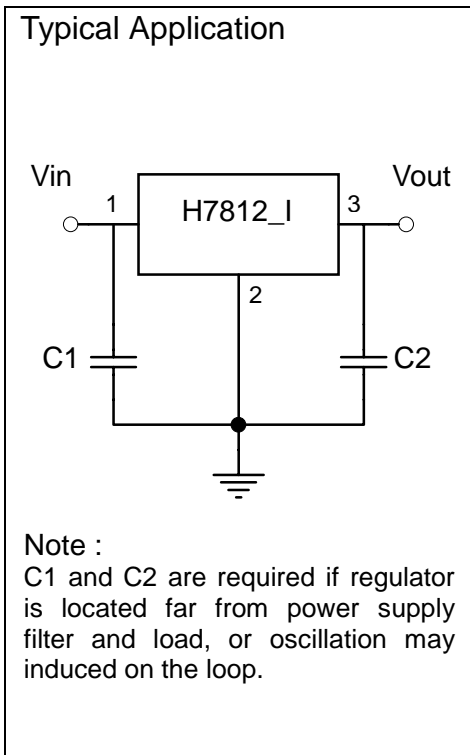


Description

The H7812_I series of three-terminal positive regulators are available in the TO-251 package and with several fixed output voltages, making it useful in a wide range of applications. These regulators can provide local on-card regulation, eliminating the distribution problems associated with single point regulation. Each type employs internal current limiting, thermal shut-down and safe operating area protection, making it essentially indestructible. If adequate heat sinking is provided, they can deliver over 1A output current. Although designed primarily as fixed voltage regulators, these devices can be used with external components to obtain adjustable voltages and currents. H7812_I is characterized for operation from 0°C to +125°C, and if operating temperature will always hi, please refer the power dissipation curve.

Absolute Maximum Ratings (Ta=25°C)

- Input Voltage..... 35 V (5V Through 9V), 40 V (4V)
- Total Power Dissipation Internal limit
- Operating Temperature Range 0°C to +70°C
- Maximum Junction Temperature..... 125°C
- Storage Temperature Range -55°C to +150°C
- Lead Temperature (Soldering 10S)..... 230°C





Electrical Characteristics

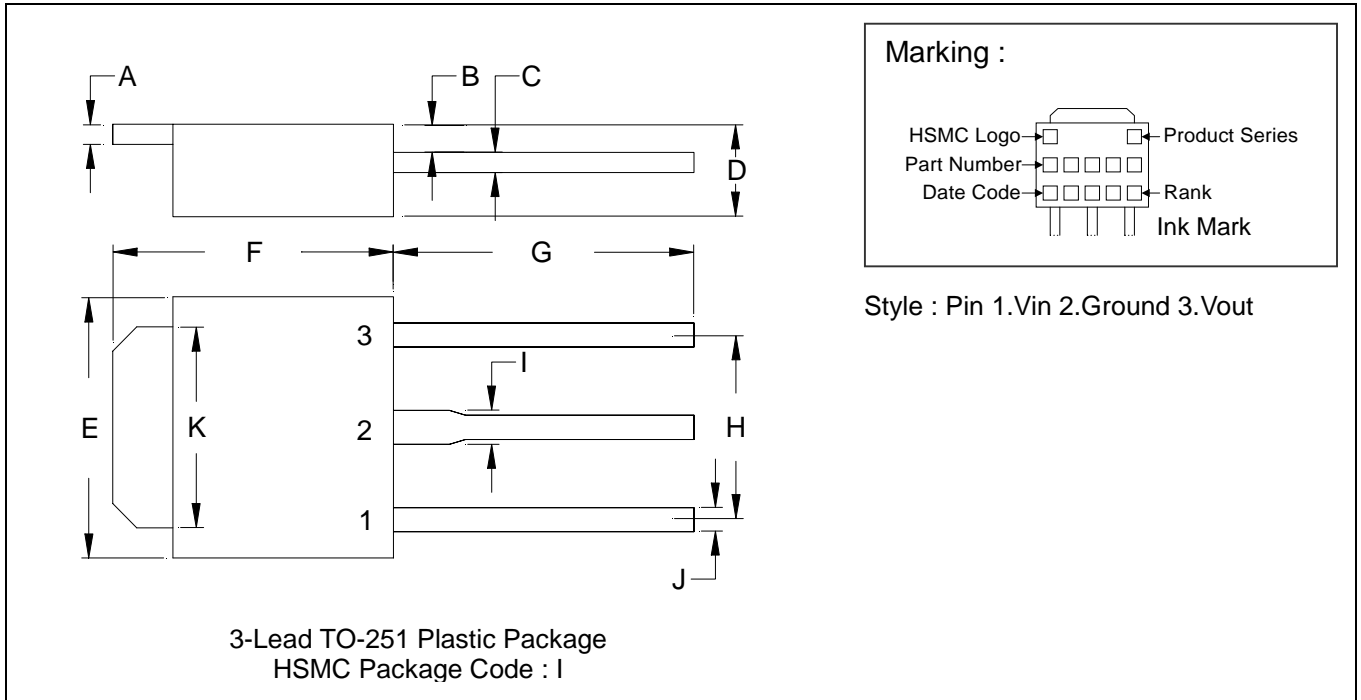
$V_{in}=19V$, $I_o=500mA$, $0^{\circ}C \leq T_j \leq 125^{\circ}C$ (unless otherwise noted)

Symbol	Parameter	Conditions	H7812AI			Units
			Min	Typ	Max	
Vo	Output Voltage	$T_j=25^{\circ}C$	11.64	12	12.36	V
		$14.5V \leq V_{in} \leq 27V$	11.64	12	12.36	
ΔV_o	Line Regulation	$T_j=25^{\circ}C, 14.5V \leq V_{in} \leq 30V$	-	20	120	mV
		$T_j=25^{\circ}C, 16V \leq V_{in} \leq 22V$	-	16	60	
ΔV_o	Load Regulation	$5mA \leq I_o \leq 1A$	-	-	120	mV
		$250mA \leq I_o \leq 750mA$	-	-	60	
IQ	Quiescent Current	$I_o \leq 1A, T_j=25^{\circ}C$	-	5.5	8	mA
ΔIQ	Quiescent Current Change	$5mA \leq I_o \leq 1A$	-	-	0.5	mA
		$14.5V \leq V_{in} \leq 30V$	-	-	1.3	
Vn	Output Noise Voltage	$T_a=25^{\circ}C, 10Hz \leq f \leq 100KHz$	-	-	200	μV
RR	Ripple Rejection	$15V \leq V_{in} \leq 25V, f=120Hz$	-	68	-	dB
VD	Dropout Voltage	$T_j=25^{\circ}C, I_o=1A$	-	2	-	V
Isc	Short Circuit Current	$T_j=25^{\circ}C$	-	1.5	-	A
Ipk	Peak Output Current	$T_j=25^{\circ}C$	1.7	-	-	A
$\Delta V_o / \Delta T$	Average Tc of Vout	$0^{\circ}C \leq T_j \leq +125^{\circ}C, I_o=5mA$	-	-0.8	-	$mV/^{\circ}C$

Symbol	Parameter	Conditions	H7812BI			Units
			Min	Typ	Max	
Vo	Output Voltage	$T_j=25^{\circ}C$	11.5	12	12.5	V
		$14.5V \leq V_{in} \leq 27V$	11.4	12	12.6	
ΔV_o	Line Regulation	$T_j=25^{\circ}C, 14.5V \leq V_{in} \leq 30V$	-	44	240	mV
		$T_j=25^{\circ}C, 16V \leq V_{in} \leq 22V$	-	16	120	
ΔV_o	Load Regulation	$5mA \leq I_o \leq 1A$	-	45	240	mV
		$250mA \leq I_o \leq 750mA$	-	16	120	
IQ	Quiescent Current	$I_o \leq 1A, T_j=25^{\circ}C$	-	5.5	8	mA
ΔIQ	Quiescent Current Change	$5mA \leq I_o \leq 1A$	-	-	0.5	mA
		$14.5V \leq V_{in} \leq 30V$	-	-	1.3	
Vn	Output Noise Voltage	$T_a=25^{\circ}C, 10Hz \leq f \leq 100KHz$	-	-	300	μV
RR	Ripple Rejection	$15V \leq V_{in} \leq 25V, f=120Hz$	62	73	-	dB
VD	Dropout Voltage	$T_j=25^{\circ}C, I_o=1A$	-	2.5	-	V
Isc	Short Circuit Current	$T_j=25^{\circ}C$	-	1.5	-	A
Ipk	Peak Output Current	$T_j=25^{\circ}C$	1.7	-	-	A
$\Delta V_o / \Delta T$	Average Tc of Vout	$0^{\circ}C \leq T_j \leq +125^{\circ}C, I_o=5mA$	-	-0.8	-	$mV/^{\circ}C$



TO-251 Dimension



*:Typical

DIM	Inches		Millimeters		DIM	Inches		Millimeters	
	Min.	Max.	Min.	Max.		Min.	Max.	Min.	Max.
A	0.0177	0.0217	0.45	0.55	G	0.2559	-	6.50	-
B	0.0354	0.0591	0.90	1.50	H	-	*0.1811	-	*4.60
C	0.0177	0.0236	0.45	0.60	I	-	0.0354	-	0.90
D	0.0866	0.0945	2.20	2.40	J	-	0.0315	-	0.80
E	0.2520	0.2677	6.40	6.80	K	0.2047	0.2165	5.20	5.50
F	0.2677	0.2835	6.80	7.20					

Notes : 1.Dimension and tolerance based on our Spec. dated May. 24,1995.
 2.Controlling dimension : millimeters.
 3.Maximum lead thickness includes lead finish thickness, and minimum lead thickness is the minimum thickness of base material.
 4.If there is any question with packing specification or packing method, please contact your local HSMC sales office.

Material :

- Lead : 42 Alloy ; solder plating
- Mold Compound : Epoxy resin family, flammability solid burning class:UL94V-0

Important Notice:

- All rights are reserved. Reproduction in whole or in part is prohibited without the prior written approval of HSMC.
- HSMC reserves the right to make changes to its products without notice.
- **HSMC semiconductor products are not warranted to be suitable for use in Life-Support Applications, or systems.**
- HSMC assumes no liability for any consequence of customer product design, infringement of patents, or application assistance.

Head Office And Factory :

- **Head Office** (Hi-Sincerity Microelectronics Corp.) : 10F.,No. 61, Sec. 2, Chung-Shan N. Rd. Taipei Taiwan R.O.C.
 Tel : 886-2-25212056 Fax : 886-2-25632712, 25368454
- **Factory 1** : No. 38, Kuang Fu S. Rd., Fu-Kou Hsin-Chu Industrial Park Hsin-Chu Taiwan. R.O.C
 Tel : 886-3-5983621~5 Fax : 886-3-5982931
- **Factory 2** : No. 17-1, Ta-Tung Rd., Fu-Kou Hsin-Chu Industrial Park Hsin-Chu Taiwan. R.O.C
 Tel : 886-3-5977061 Fax : 886-3-5979220