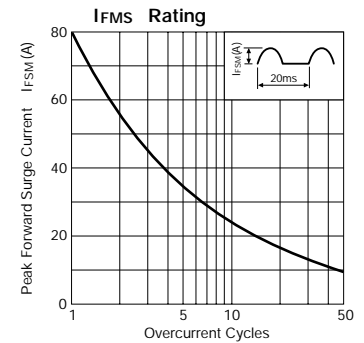
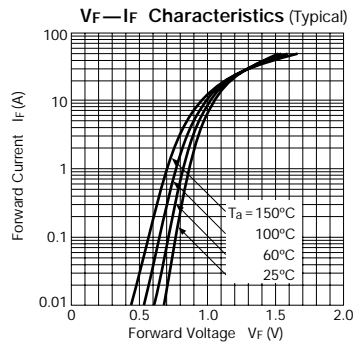
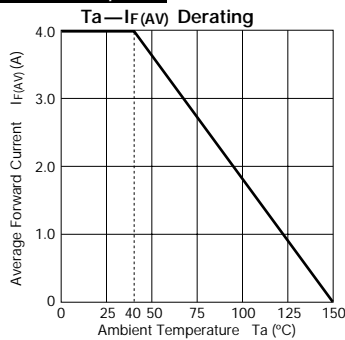


Bridge Diodes

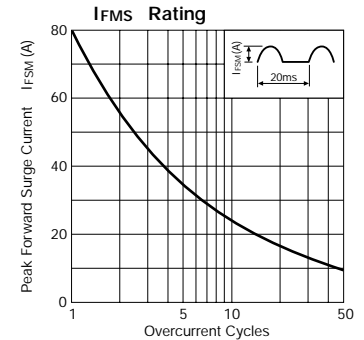
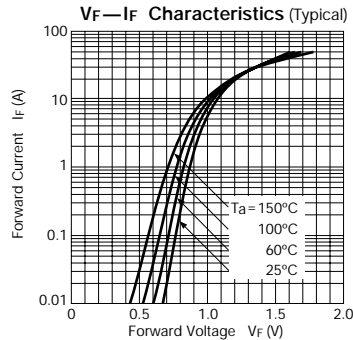
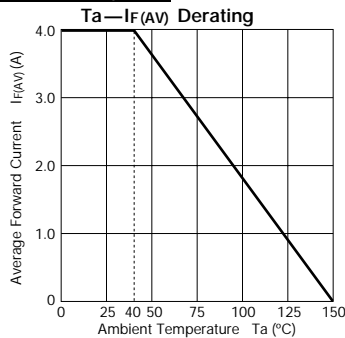
Type No.	Parameter	Absolute Maximum Ratings					Electrical Characteristics (Ta=25°C)				Others	
		V _{RM} (V)	I _{F(AV)} (A) With Heatsink	I _{FSM} (A)	T _J (°C)	T _{stg} (°C)	V _F (V)	I _R (μA)	I _{R(H)} (μA)	R _{th(j-c)}	Mass	Fig.
				50Hz Half-cycle Sinewave Single Shot			max per element	I _F (A)	V _R = V _{RM} max per element	V _R = V _{RM} , T _J = 100°C max per element	(°C/W)	
RBV-401	100	4.0	80	-40 to +150		1.05	10	100	5.0	4.05	Ⓐ	
RBV-402	200											
RBV-404	400											
RBV-406	600											
RBV-408	800											
RBV-40C	1000											
RBV-406M	600											
*RBV-406H	600											

* RBV-406H trr 5.0μs

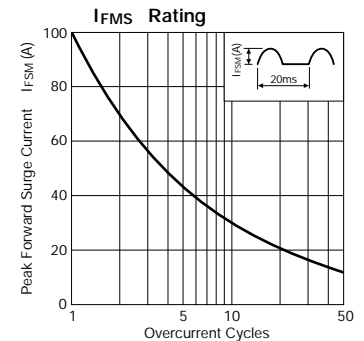
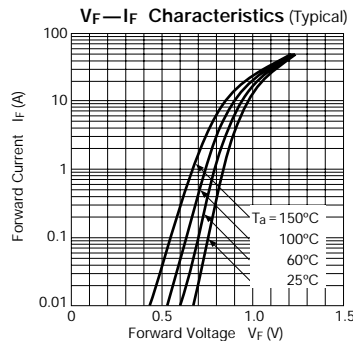
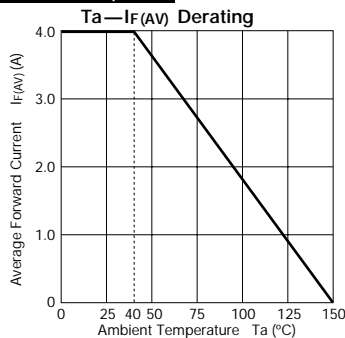
RBV-401, 402



RBV-404, 406



RBV-408, 40C

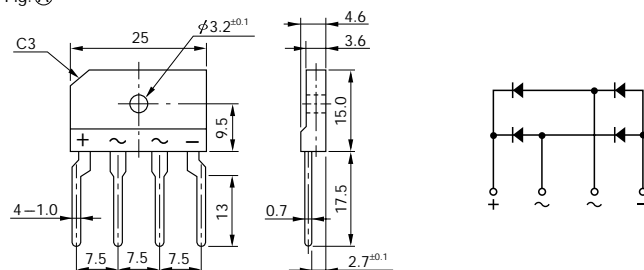


External Dimensions

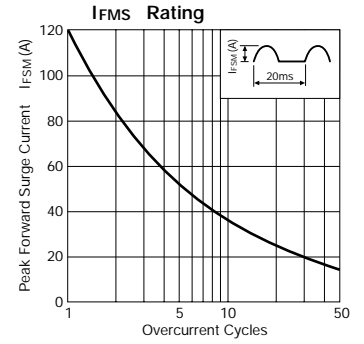
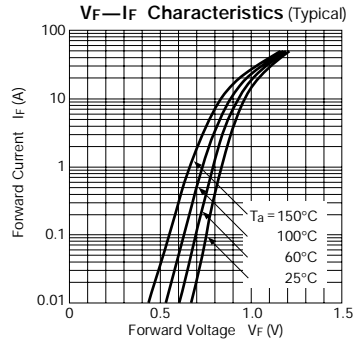
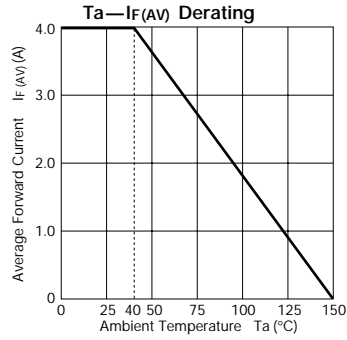
(Unit: mm)

Flammability:
UL94V-0 or Equivalent

Fig. Ⓐ



RBV-406M



RBV-406H

