

Silicon NPN Epitaxial Planar Transistor (Complement to type 2SA1295)

Application : Audio and General Purpose

**Absolute maximum ratings** (Ta=25°C)

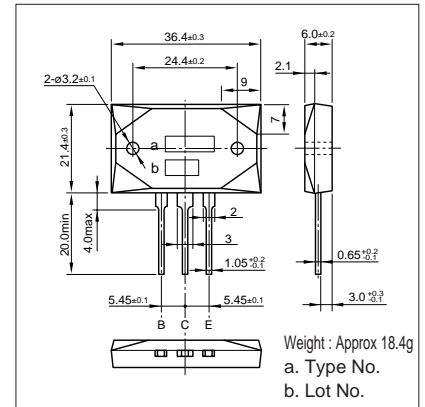
| Symbol           | 2SC3264                   | Unit |
|------------------|---------------------------|------|
| V <sub>CB0</sub> | 230                       | V    |
| V <sub>CE0</sub> | 230                       | V    |
| V <sub>EB0</sub> | 5                         | V    |
| I <sub>c</sub>   | 17                        | A    |
| I <sub>B</sub>   | 5                         | A    |
| P <sub>c</sub>   | 200(T <sub>c</sub> =25°C) | W    |
| T <sub>J</sub>   | 150                       | °C   |
| T <sub>stg</sub> | -55 to +150               | °C   |

**Electrical Characteristics** (Ta=25°C)

| Symbol               | Conditions                                | 2SC3264 | Unit |
|----------------------|---|---------|------|
| I <sub>CB0</sub>     | V <sub>CB</sub> =230V                     | 100max  | μA   |
| I <sub>EB0</sub>     | V <sub>EB</sub> =5V                       | 100max  | μA   |
| V <sub>(BR)CEO</sub> | I <sub>c</sub> =25mA                      | 230min  | V    |
| h <sub>FE</sub>      | V <sub>CE</sub> =4V, I <sub>c</sub> =5A   | 50min*  |      |
| V <sub>CE(sat)</sub> | I <sub>c</sub> =5A, I <sub>B</sub> =0.5A  | 2.0max  | V    |
| f <sub>r</sub>       | V <sub>CE</sub> =12V, I <sub>E</sub> =-2A | 60typ   | MHz  |
| C <sub>OB</sub>      | V <sub>CB</sub> =10V, f=1MHz              | 250typ  | pF   |

\*h<sub>FE</sub> Rank  $\bar{O}$ (50 to 100), Y(70 to 140)

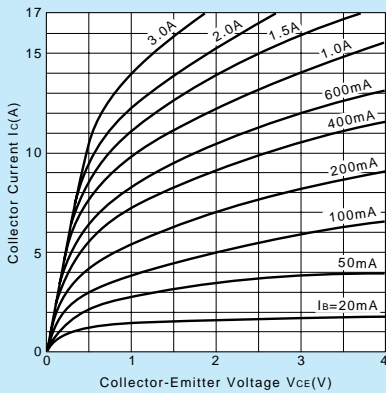
**External Dimensions MT-200**



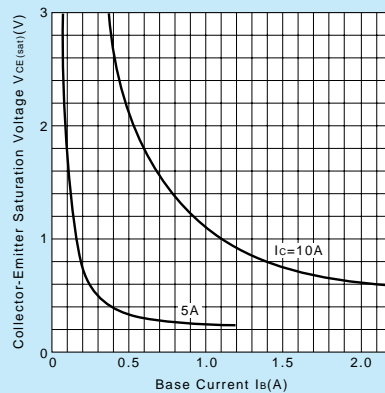
**Typical Switching Characteristics (Common Emitter)**

| V <sub>CC</sub> (V) | R <sub>L</sub> (Ω) | I <sub>c</sub> (A) | V <sub>BB1</sub> (V) | V <sub>BB2</sub> (V) | I <sub>B1</sub> (A) | I <sub>B2</sub> (A) | t <sub>on</sub> (μs) | t <sub>stg</sub> (μs) | t <sub>f</sub> (μs) |
|---------------------|--------------------|--------------------|----------------------|----------------------|---------------------|---------------------|----------------------|-----------------------|---------------------|
| 60                  | 12                 | 5                  | 10                   | -5                   | 0.5                 | -0.5                | 0.30typ              | 2.40typ               | 0.50typ             |

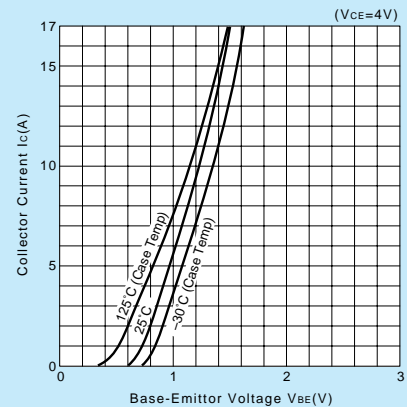
**I<sub>c</sub>-V<sub>CE</sub> Characteristics (Typical)**



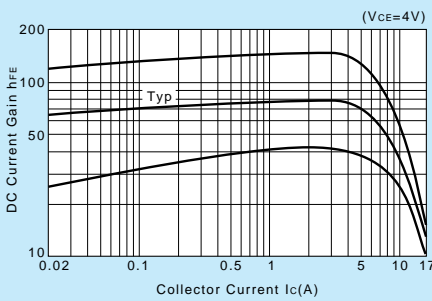
**V<sub>CE(sat)</sub>-I<sub>B</sub> Characteristics (Typical)**



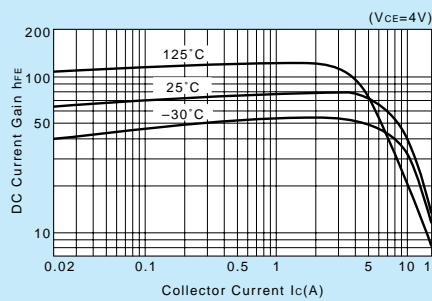
**I<sub>c</sub>-V<sub>BE</sub> Temperature Characteristics (Typical)**



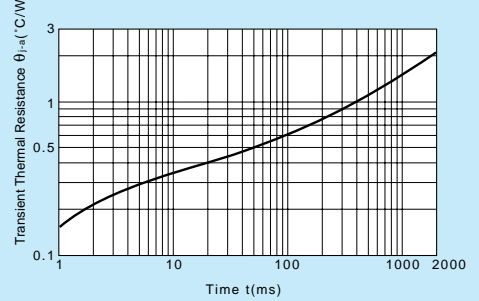
**h<sub>FE</sub>-I<sub>c</sub> Characteristics (Typical)**



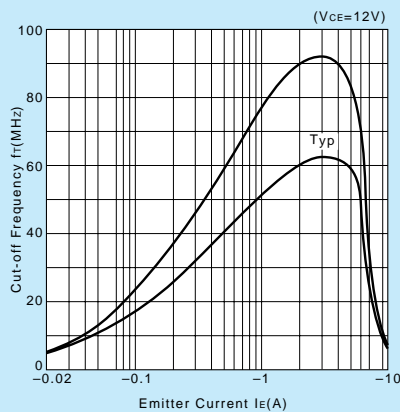
**h<sub>FE</sub>-I<sub>c</sub> Temperature Characteristics (Typical)**



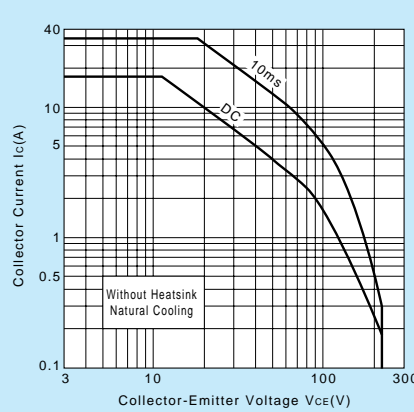
**θ<sub>j-a</sub>-t Characteristics**



**f<sub>T</sub>-I<sub>E</sub> Characteristics (Typical)**



**Safe Operating Area (Single Pulse)**



**P<sub>c</sub>-T<sub>a</sub> Derating**

