

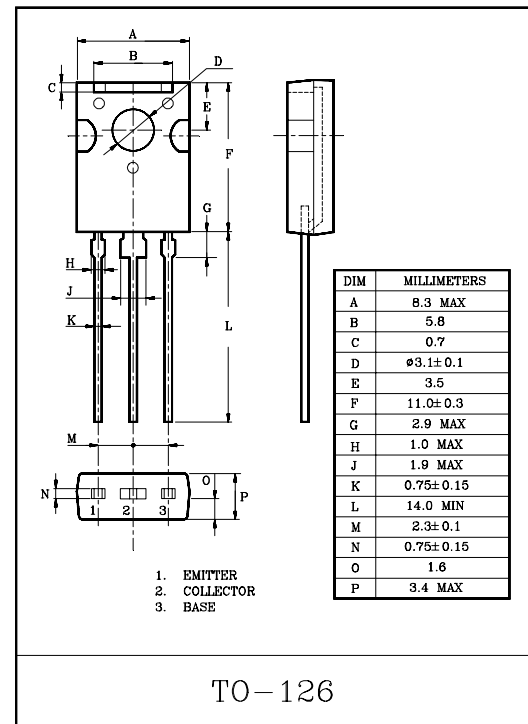
HIGH-DEFINITION CRT DISPLAY
VIDEO OUTPUT APPLICATION.

FEATURES

- High Voltage : $V_{CE0}=200V$.
- High Transition Frequency : $f_T=150MHz(Typ.)$.
- Low Collector Output Capacitance : $C_{ob}=1.7pF(Typ.)$.

MAXIMUM RATINGS ($T_a=25^{\circ}C$)

CHARACTERISTIC		SYMBOL	RATING	UNIT
Collector-Base Voltage		V_{CBO}	200	V
Collector-Emitter Voltage		V_{CEO}	200	V
Emitter-Base Voltage		V_{EBO}	5	V
Collector Current	DC	I_C	100	mA
	Pulse	I_{cp}	200	
Collector Power Dissipation	$T_a=25^{\circ}C$	P_C	1.5	W
	$T_c=25^{\circ}C$		5	
Junction Temperature		T_j	150	$^{\circ}C$
Storage Temperature Range		T_{stg}	-55 ~ 150	$^{\circ}C$

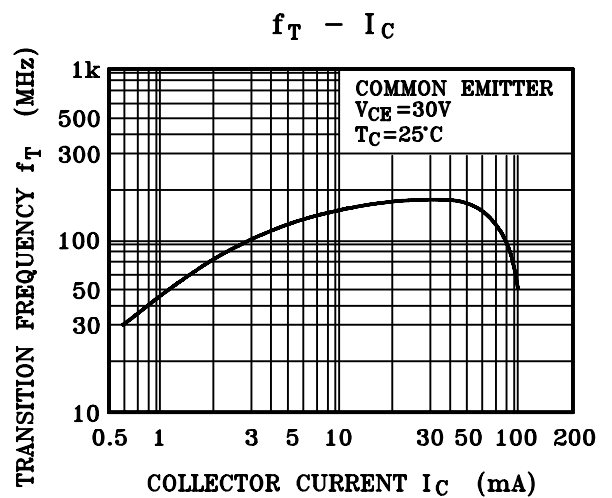
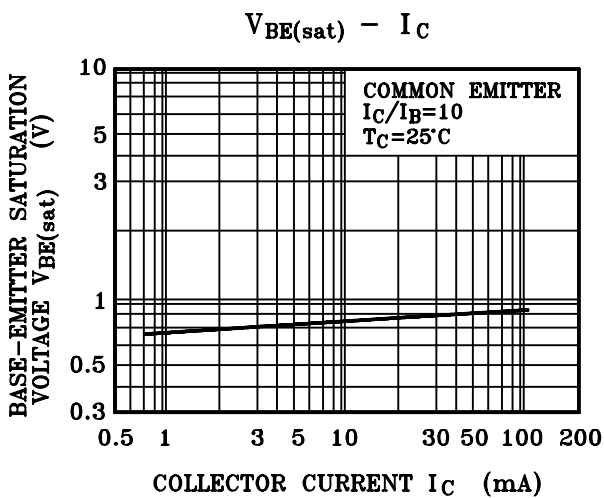
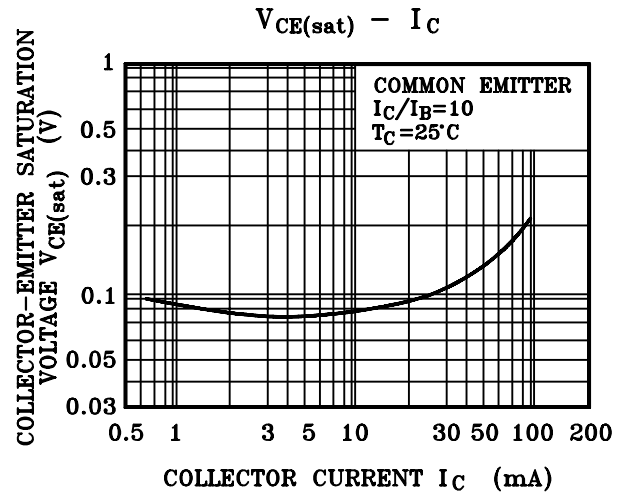
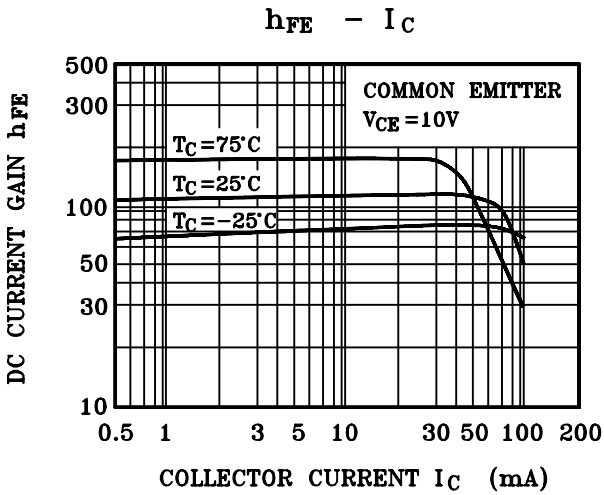
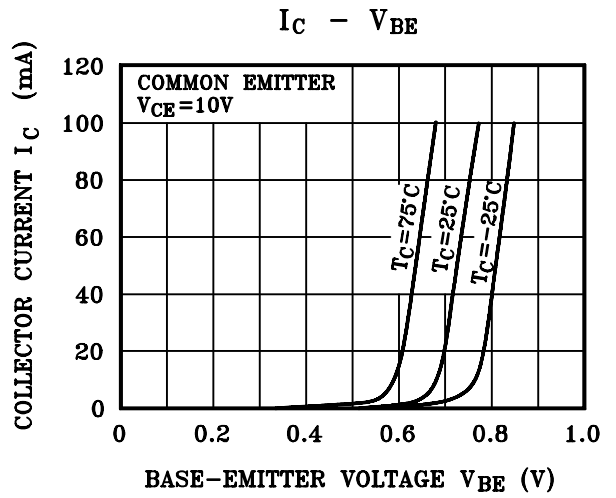
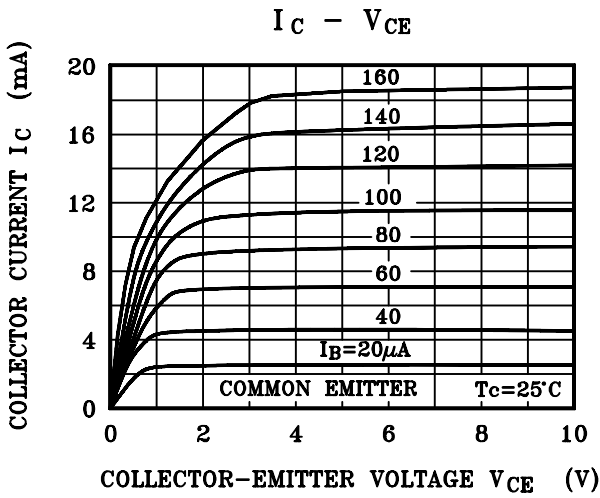


ELECTRICAL CHARACTERISTICS ($T_a=25^{\circ}C$)

CHARACTERISTIC	SYMBOL	TEST CONDITION	MIN.	TYP.	MAX.	UNIT
Collector Cut-off Current	I_{CBO}	$V_{CB}=150V, I_E=0$	-	-	0.1	μA
Emitter Cut-off Current	I_{EBO}	$V_{EB}=4V, I_C=0$	-	-	0.1	μA
Collector-Emitter Breakdown Voltage	$V_{(BR)CEO}$	$I_C=1mA, I_B=0$	200	-	-	V
DC Current Gain	h_{FE}	$V_{CE}=5V, I_C=10mA$	70	-	240	-
Collector-Emitter Saturation Voltage	$V_{CE(sat)}$	$I_C=20mA, I_B=2mA$	-	-	0.6	V
Base-Emitter Saturation Voltage	$V_{BE(sat)}$	$I_C=20mA, I_B=2mA$	-	-	1.0	V
Transition Frequency	f_T	$V_{CE}=30V, I_C=10mA$	-	150	-	MHz
Collector Output Capacitance	C_{ob}	$V_{CB}=30V, f=1MHz$	-	1.7	-	pF
Reverse Transfer Capacitance	C_{re}	$V_{CB}=30V, f=1MHz$	-	1.2	-	pF

Note : h_{FE} Classification O:70~140 , Y:120~240

KTC3502



KTC3502

