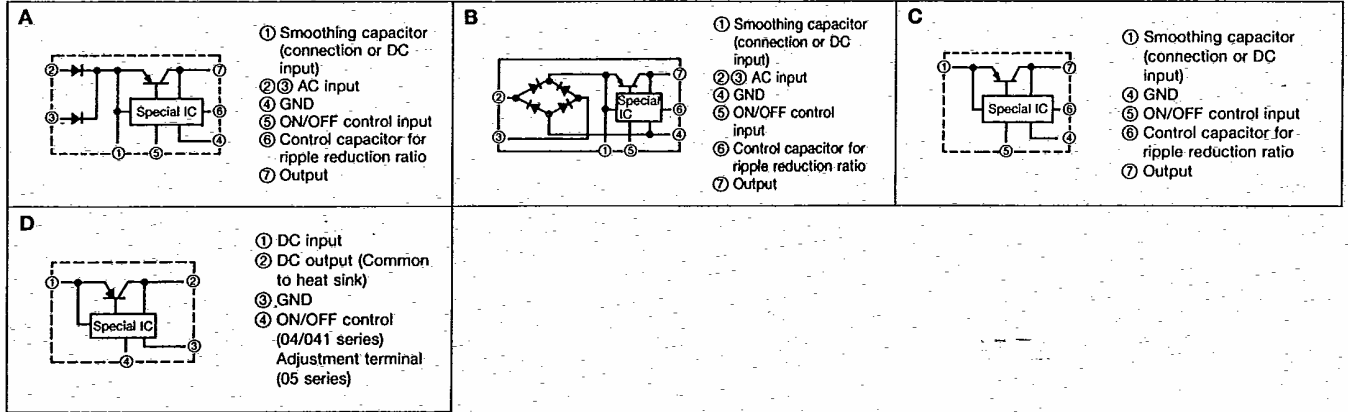


MULTI-FUNCTIONAL REGULATOR MODULE

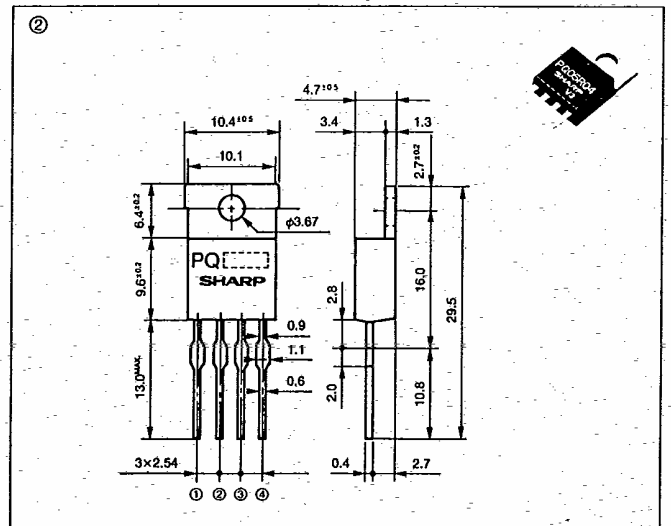
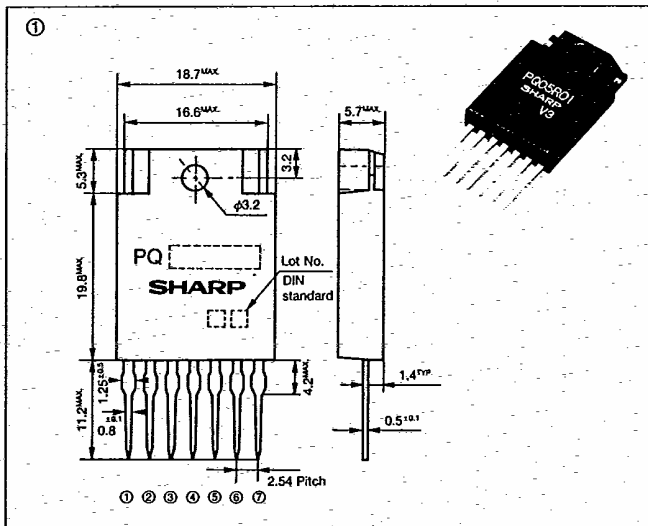
(Ta=25°C)

Model No.	Internal Connection Diagram	Outline Dimensions	Features	Absolute Maximum Ratings			Electrical Characteristics				
				DC Input Voltage V _i (V)	Output Current I _o (A)	Output Voltage V _o (V) TYP.	Load Variation Ratio		Minimum Input-Output Voltage Difference		
							Reg L (%) TYP.	Conditions	V _{i,o} (V) MAX.	Conditions	
PQ05R01	A	①	<ul style="list-style-type: none"> • Built-in output voltage ON-OFF control circuit • Built-in overcurrent protection circuit • Built-in overheat compensation circuit 	Center-tap rectifier	31.0	1.0	5.1	0.1	I _o =0.25~0.75A	0.5	V _o =0.95V
PQ05R02	B	①		Bridge rectifier	31.0	1.0	5.1	0.1	I _o =0.25~0.75A	0.5	V _o =0.95V
PQ05R03	C	①		DC input	31.0	1.0	5.1	0.1	I _o =0.25~0.75A	0.5	V _o =0.95V
PQ09R01	A	①		Center-tap rectifier	31.0	1.0	9.1	0.1	I _o =0.25~0.75A	0.5	V _o =0.95V
PQ09R02	B	①		Bridge rectifier	31.0	1.0	9.1	0.1	I _o =0.25~0.75A	0.5	V _o =0.95V
PQ09R03	C	①		DC input	31.0	1.0	9.1	0.1	I _o =0.25~0.75A	0.5	V _o =0.95V
PQ12R01	A	①		Center-tap rectifier	31.0	1.0	12.1	0.1	I _o =0.25~0.75A	0.5	V _o =0.95V
PQ12R02	B	①		Bridge rectifier	31.0	1.0	12.1	0.1	I _o =0.25~0.75A	0.5	V _o =0.95V
PQ12R03	C	①		DC input	31.0	1.0	12.1	0.1	I _o =0.25~0.75A	0.5	V _o =0.95V
PQ05R04	D	②	<ul style="list-style-type: none"> • Low-priced DC input type • Built-in output voltage ON-OFF control circuit • Built-in overcurrent protection circuit • Built-in overheat compensation circuit 		31.0	1.0	5.1	0.1	I _o =0.25~0.75A	0.5	V _o =0.95V
PQ09R04	D	②			31.0	1.0	9.1	0.1	I _o =0.25~0.75A	0.5	V _o =0.95V
PQ12R04	D	②			31.0	1.0	12.1	0.1	I _o =0.25~0.75A	0.5	V _o =0.95V
PQ05R041	D	②	<ul style="list-style-type: none"> • High precision output voltage of PQ**R04 series (±2.5%) Note) ** shows 05, 09 or 12. 		31.0	1.0	5.0	0.1	I _o =0.25~0.75A	0.5	V _o =0.95V
PQ09R041	D	②			31.0	1.0	9.0	0.1	I _o =0.25~0.75A	0.5	V _o =0.95V
PQ12R041	D	②			31.0	1.0	12.0	0.1	I _o =0.25~0.75A	0.5	V _o =0.95V
PQ05R05	D	②	<ul style="list-style-type: none"> • Type with output voltage minute adjustment terminal of PQ**R04 series Note) Output voltage ON-OFF control circuit is not included. 		31.0	1.0	5.1	0.1	I _o =0.25~0.75A	0.5	V _o =0.95V
PQ09R05	D	②			31.0	1.0	9.1	0.1	I _o =0.25~0.75A	0.5	V _o =0.95V
PQ12R05	D	②			31.0	1.0	12.1	0.1	I _o =0.25~0.75A	0.5	V _o =0.95V

Internal Connection Diagrams



Outline Dimensions



Unit: mm