

Description

- Medium power amplifier

Features

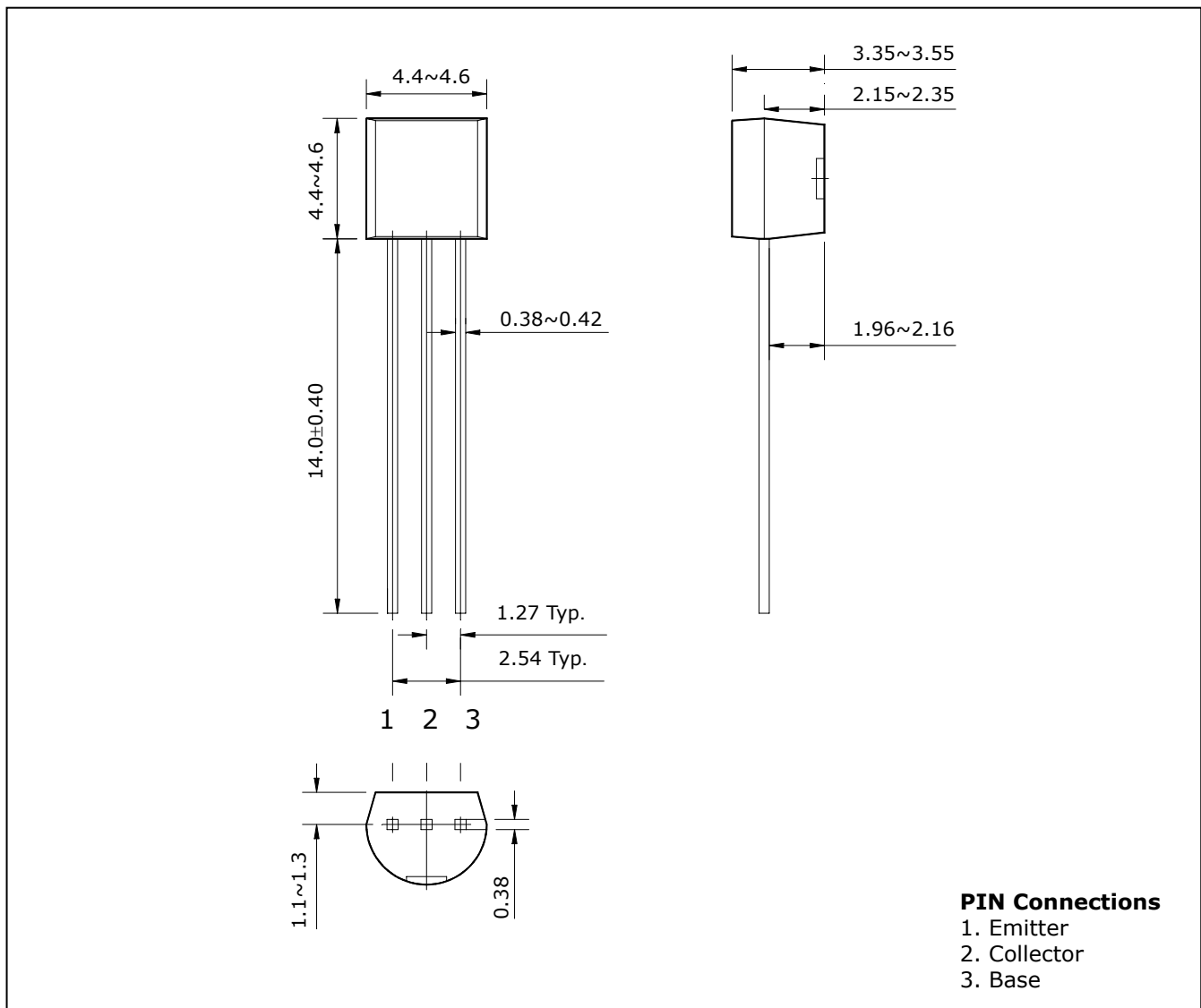
- Large collector current : $I_C=500\text{mA}$
- Low collector saturation voltage enabling low-voltage operation
- Complementary pair with 2SA1979

Ordering Information

Type NO.	Marking	Package Code
2SC5342	C5342	TO-92

Outline Dimensions

unit : mm



Absolute maximum ratings

(Ta=25°C)

Characteristic	Symbol	Ratings	Unit
Collector-Base voltage	V_{CBO}	40	V
Collector-Emitter voltage	V_{CEO}	32	V
Emitter-Base voltage	V_{EBO}	5	V
Collector current	I_C	500	mA
Collector dissipation	P_C	625	mW
Junction temperature	T_j	150	°C
Storage temperature	T_{stg}	-55~150	°C

Electrical Characteristics

(Ta=25°C)

Characteristic	Symbol	Test Condition	Min.	Typ.	Max.	Unit
Collector-Base breakdown voltage	BV_{CBO}	$I_C=100\mu A, I_E=0$	40	-	-	V
Collector-Emitter breakdown voltage	BV_{CEO}	$I_C=1mA, I_B=0$	32	-	-	V
Emitter-Base breakdown voltage	BV_{EBO}	$I_E=10\mu A, I_C=0$	5	-	-	V
Collector cut-off current	I_{CBO}	$V_{CB}=40V, I_E=0$	-	-	0.1	μA
Emitter cut-off current	I_{EBO}	$V_{EB}=5V, I_C=0$	-	-	0.1	μA
DC current gain	h_{FE}^*	$V_{CE}=1V, I_C=100mA$	70	-	240	-
Collector-Emitter saturation voltage	$V_{CE(sat)}$	$I_C=100mA, I_B=10mA$	-	-	0.25	V
Transition frequency	f_T	$V_{CE}=6V, I_E=-20mA$	-	300	-	MHz
Collector output capacitance	C_{ob}	$V_{CB}=6V, I_E=0, f=1MHz$	-	7.0	-	pF

* : h_{FE} Rank / O : 70~140, Y : 120~240

Electrical Characteristic Curves

Fig. 1 $P_c - T_a$

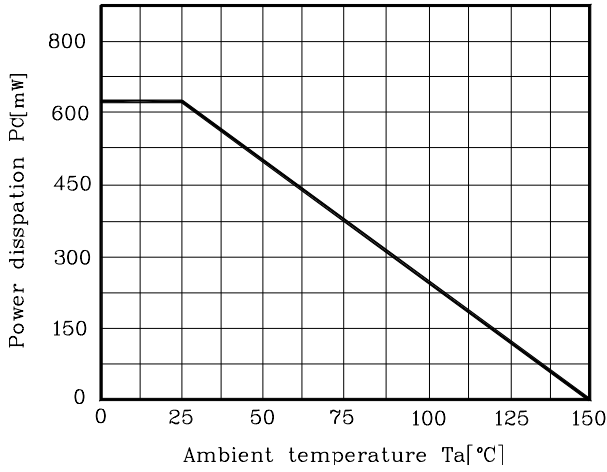


Fig. 2 $I_c - V_{BE}$

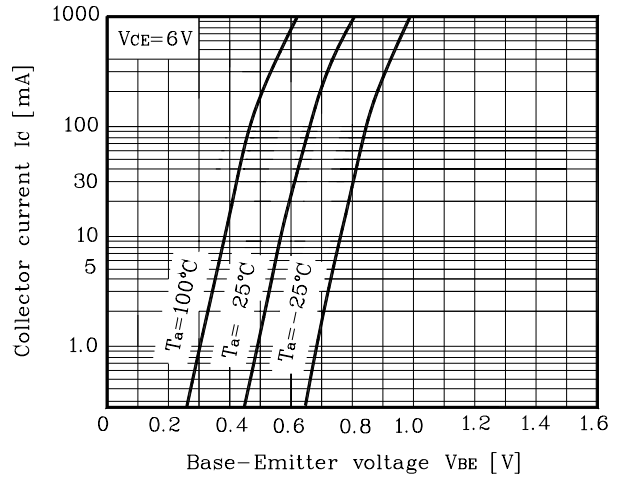


Fig. 3 $I_c - V_{CE}$

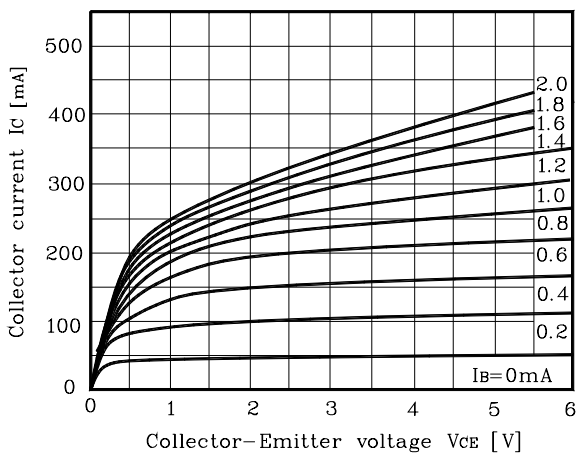


Fig. 4 $V_{CE(SAT)} - I_c$

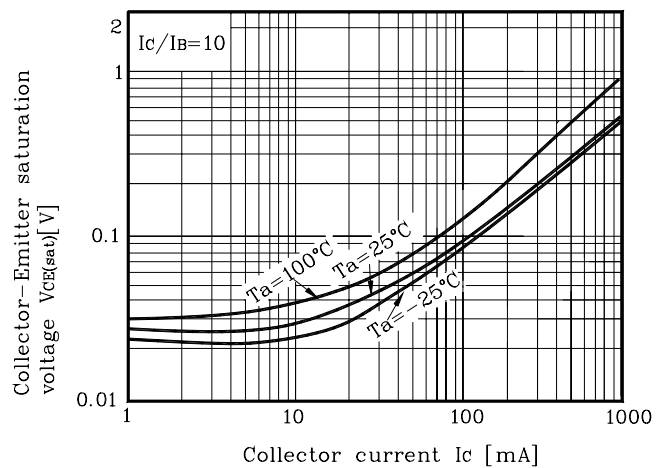
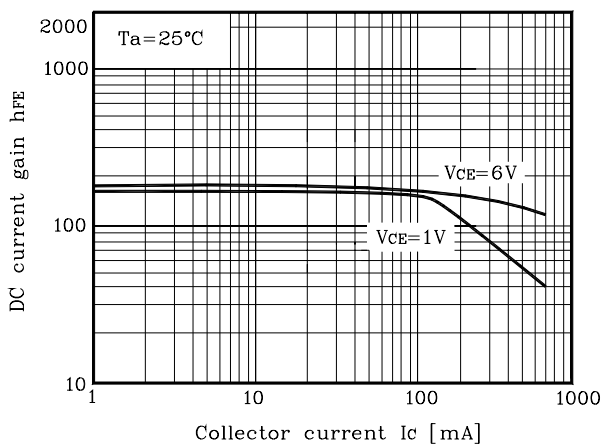


Fig. 5 $h_{FE} - I_c$



These AUK products are intended for usage in general electronic equipments(Office and communication equipment, measuring equipment, domestic electrification, etc.).

Please make sure that you consult with us before you use these AUK products in equipments which require high quality and/or reliability, and in equipments which could have major impact to the welfare of human life(atomic energy control, airplane, spaceship, traffic signal, combustion central, all types of safety device, etc.).

AUK cannot accept liability to any damage which may occur in case these AUK products were used in the mentioned equipments without prior consultation with AUK.