



Micro Commercial Components
 21201 Itasca Street Chatsworth
 CA 91311
 Phone: (818) 701-4933
 Fax: (818) 701-4939

Features

- Glass passivated chip
- Superfast switching time for high efficiency
- Low reverse leakage current
- High surge capacity

Maximum Ratings

- Operating Temperature: -55°C to +150°C
- Storage Temperature: -55°C to +150°C

Microsemi Catalog Number	Device Marking	Maximum Recurrent Peak Reverse Voltage	Maximum RMS Voltage	Maximum DC Blocking Voltage
MUR605CT	MUR605CT	50V	35V	50V
MUR610CT	MUR610CT	100V	70V	100V
MUR620CT	MUR620CT	200V	140V	200V
MUR640CT	MUR640CT	400V	280V	400V
MUR660CT	MUR660CT	600V	420V	600V

Electrical Characteristics @ 25°C Unless Otherwise Specified

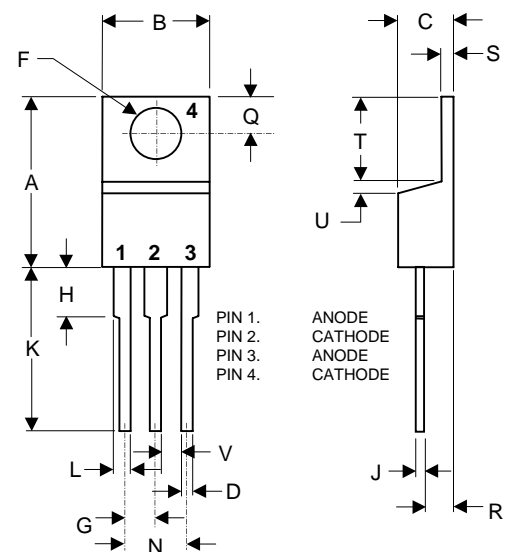
Average Forward Current	$I_{F(AV)}$	6 A	$T_C = 130^\circ\text{C}$
Peak Forward Surge Current	I_{FSM}	75A	8.3ms, half sine
Maximum Forward Voltage Drop Per Element 605CT-620CT 640CT- 660CT	V_F	.975V 1.25 V	$I_{FM} = 3 \text{ A per element};$ $T_A = 25^\circ\text{C}^*$
Maximum DC Reverse Current At Rated DC Blocking Voltage	I_R	5.0uA 50uA	$T_J = 25^\circ\text{C}$ $T_J = 100^\circ\text{C}$
Maximum Reverse Recovery Time 605CT- 620CT 640CT 660CT	T_{rr}	35ns 60ns 75ns	$I_F=8.0\text{A},$ $I_{rr}=0.25\text{A}$

*Pulse test: Pulse width 300 μsec , Duty cycle 1%

MUR605CT THRU MUR660CT

6 Amp Super Fast Glass Passivated Rectifier 50 to 600 Volts

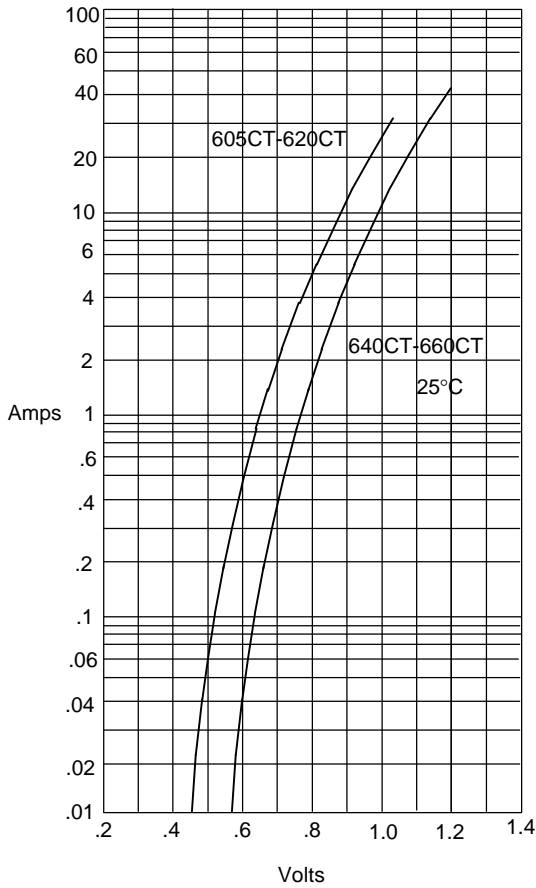
TO-220AB



DIM	INCHES		MM		NOTE
	MIN	MAX	MIN	MAX	
A	.570	.620	14.48	15.75	
B	.380	.405	9.66	10.28	
C	.160	.190	4.06	4.82	
D	.025	.035	0.64	0.89	
F	.142	.147	3.61	3.73	
G	.095	.105	2.42	2.66	
H	.110	.155	2.80	3.93	
J	.018	.025	0.46	0.64	
K	.500	.562	12.70	14.27	
L	.045	.060	1.14	1.52	
Q	.100	.120	2.54	3.04	
R	.080	.110	2.04	2.79	
S	.045	.055	1.14	1.39	
T	.235	.255	5.97	6.48	
U	-----	.050	-----	1.27	
V	.045	-----	1.15	-----	

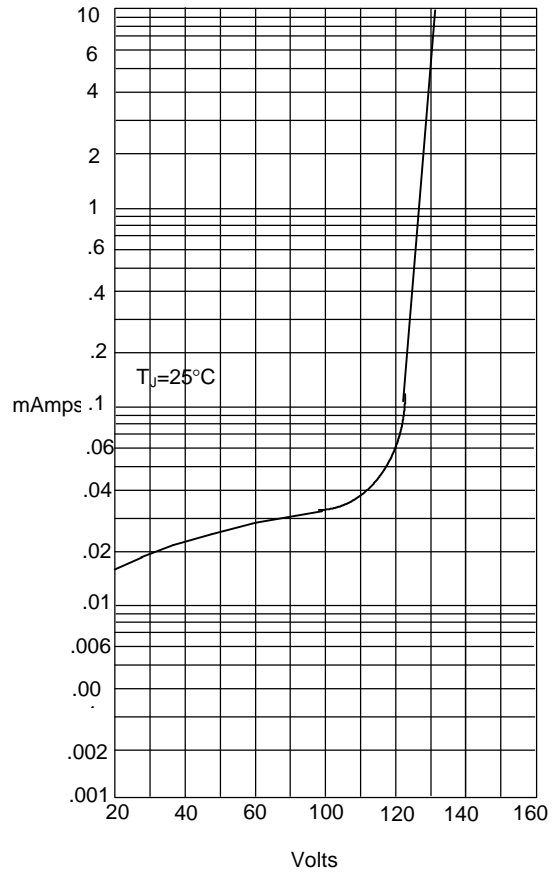
MUR605CT thru MU660CT

Figure 1
Typical Forward Characteristics



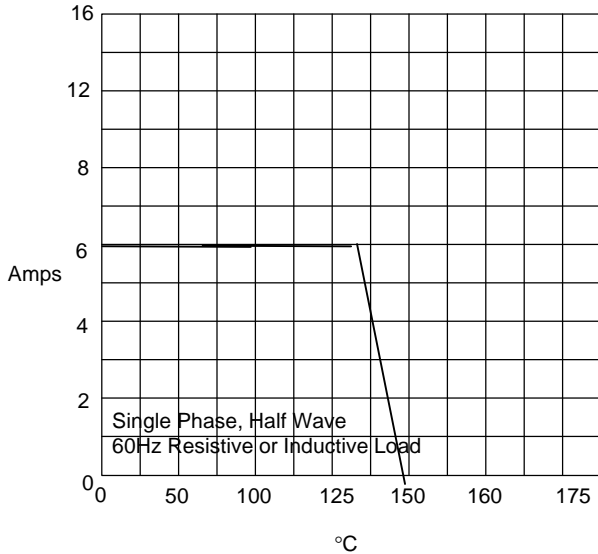
Instantaneous Forward Current - Amperes *versus*
Instantaneous Forward Voltage - Volts

Figure 2
Typical Reverse Characteristics



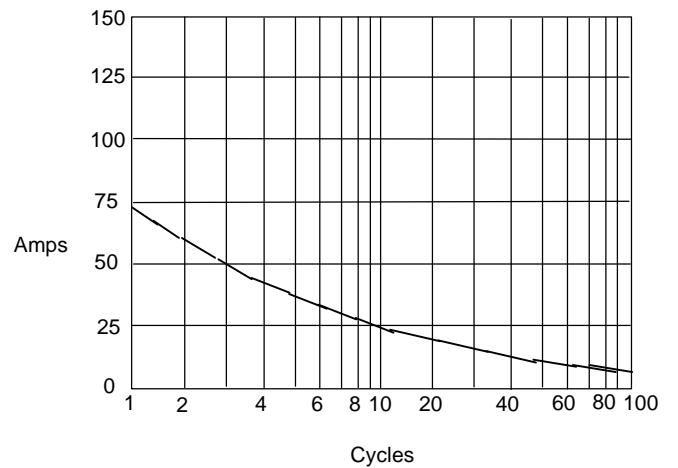
Instantaneous Reverse Leakage Current - MicroAmperes *versus*
Percent Of Rated Peak Reverse Voltage - Volts

Figure 3
Forward Derating Curve



Average Forward Rectified Current - Amperes *versus*
Ambient Temperature - °C

Figure 4
Maximum Non-Repetitive Forward Surge Current



Peak Forward Surge Current - Amperes *versus*
Number Of Cycles At 60Hz - Cycles