

RECTIFIER ASSEMBLIES

UFB, UFS, USB, USS SERIES

High Voltage Stacks,
Standard and Fast Recovery

3

FEATURES

- Controlled Avalanche Characteristics
- Only Fused-in-Glass Diodes Used
- High Forward and Reverse Surge Capability
- Transfer Molded for Voidless Construction
- Modular for Easy Stacking
- PIV: from 2.5 kV to 15kV
- Recovery Times: to 500ns
- Continuous Ratings: to 2.3A

DESCRIPTION

These assemblies uniquely combine a versatile stackable design with all the requirements for reliable high voltage operation. All modules are suitable for bridge or series operations.

ABSOLUTE MAXIMUM RATINGS

Peak Inverse Voltage, USS Series	5.0 kV to 15kV
Peak Inverse Voltage, USB Series	2.5 kV to 10kV
Peak Inverse Voltage, UFS Series	5.0 kV to 10kV
Peak Inverse Voltage, UFB Series	2.5 kV to 7.5 kV
Maximum Average D.C. Output Current	See Electrical Specifications
Non-Repetitive Sinusoidal Surge (8.3ms)	See Electrical Specifications
Operating and Storage Temperature Range	-65°C to +150°C

MECHANICAL SPECIFICATIONS

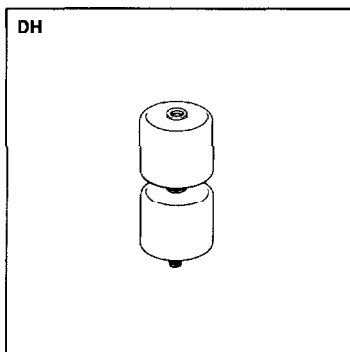
UFB, UFS, USB, USS SERIES

	ins.	mm.
A	.230-.235	5.84-5.97
B	.980-1.10	24.89-27.94
C	.020-.040	0.51-1.02
D	.320-.330	8.13-8.38
E	.97-1.00	24.64-25.40

10-32 THRD. UNF-2A
10-32 THRD. UNF-2B

Typical Weight: USS & UFS Series — 1.0 ounce
28 grams

USB & UFB Series — 1.1 ounce
31 grams

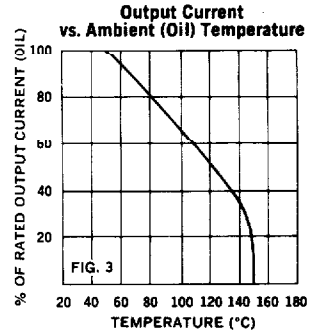
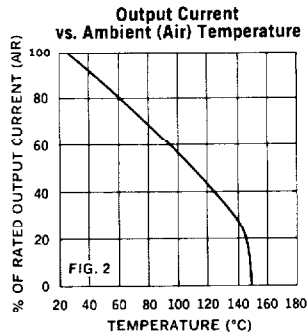
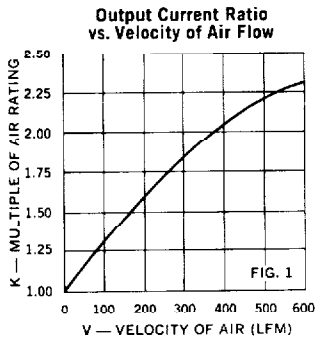


MARKING

Type number marked on unit.
Polarity — Cathode connected to stud.

Electrical Specifications (at 25°C unless noted)							Maximum Ratings		
Type	PIV	Maximum Forward Voltage Drop	Leakage Current @ PIV	Maximum Reverse Recovery Time	Maximum Reverse Transient Energy Absorption	Maximum Average D.C. Output Current		Non-Repetitive Sinusoidal Surge (8.3ms)	
						T _A = 25°C AIR	T _A = 50°C OIL		
	kV		μA	ns	joules	Amps	Amps	Amps	
Standard Recovery	USS 5	5.0	9V @ 0.6A	5	—	1.5	0.60	1.1	
	USS 7.5	7.5	13V @ 0.5A			2.5	0.45	0.91	
	USS 10	10	17V @ 0.3A			3.0	0.35	0.71	
	USS 15	15	25V @ 0.2A			5.0	0.25	0.51	
Standard Recovery	USB 2.5	2.5	5V @ 1.1A	10	—	3.0	1.1	2.3	
	USB 5	5.0	9V @ 0.7A			6.0	0.68	1.5	
	USB 7.5	7.5	13V @ 0.5A			9.0	0.53	1.2	
	USB 10	10	17V @ 0.4A			12	0.43	1.0	
Fast Recovery	UFS 5	5.0	12V @ 0.5A	5	500* 350†	1.5	0.50	0.90	
	UFS 7.5	7.5	18V @ 0.4A			2.5	0.38	0.75	
	UFS 10	10	23V @ 0.3A			3.0	0.30	0.58	
Fast Recovery	UFB 2.5	2.5	6V @ 0.9A	10	500* 350†	3.0	0.90	2.0	
	UFB 5	5.0	12V @ 0.6A			6.0	0.58	1.3	
	UFB 7.5	7.5	18V @ 0.4A			9.0	0.45	1.0	

*Measured in a reverse recovery circuit switching from 1A forward to 1A reverse current recovering to 0.5A.
 †Measured in a reverse recovery circuit switching from .5A forward current to 1A reverse current, recovery to .25A.



Application example: The rectifier is to be used in a cabinet at 60°C with ambient air moving at 400 LFM. The rating is reduced (Fig. 2) by a factor of 0.81 due to the elevated temperature, but it is enhanced by 2X (Fig. 1) due to the air flow. Hence the DC output current is 0.81 x 2, or 1.6 times the 25°C air rating.

