

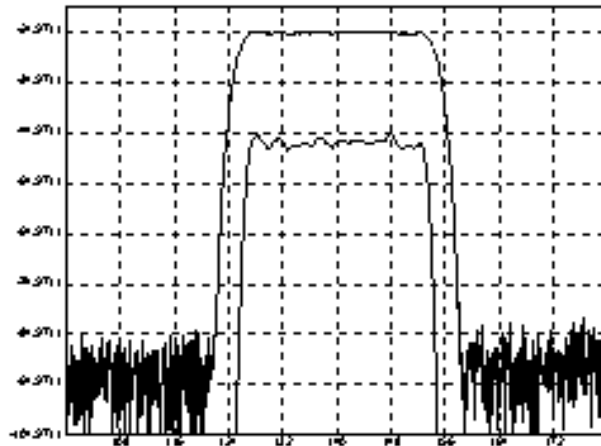
140 MHz Bandpass SAW Filter

28 MHz Bandwidth

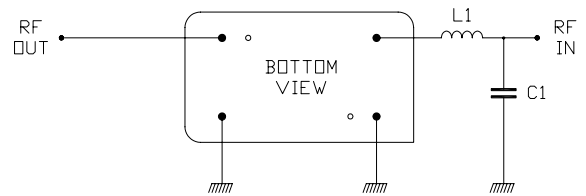
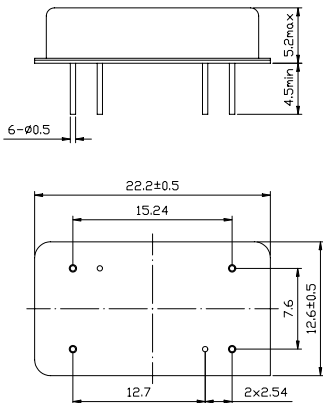
BP62100

Specifications					
Parameter	Sym	Minimum	Typical	Maximum	Unit
Center Frequency at 25°C	fc	139.75	140	140.25	MHz
Insertion Loss at fc	IL	-	24.8	26.5	dB
1 dB Bandwidth	BW ₁	26.4	26.75	-	MHz
3 dB Bandwidth	BW ₃	28.0	28.35	-	MHz
40dB Bandwidth	BW ₄₀	-	34.82	36.0	MHz
50dB Bandwidth	BW ₅₀	-	35.50	36.4	
Passband Variation	-	-	0.5	0.7	dB
Phase Linearity	-	-	3	6	Deg
Group Delay Variation	-	-	10	50	nsec
Absolute Delay	-	-	1.042	-	µsec
Ultimate Rejection	-	50	65	-	dB
Substrate Material	-	-	128-LiNbO ₃	-	-
Ambient Temperature	Ta	-	25	-	°C
Operatable Temperature Range	To	-45	-	85	°C

Typical Performance



Package Outline Matching Configuration



L1 = 47nH C1 = 18pF
 Nominal Source/Load Impedance : 50 Ω

Note: Component values may change depending on Board layout.