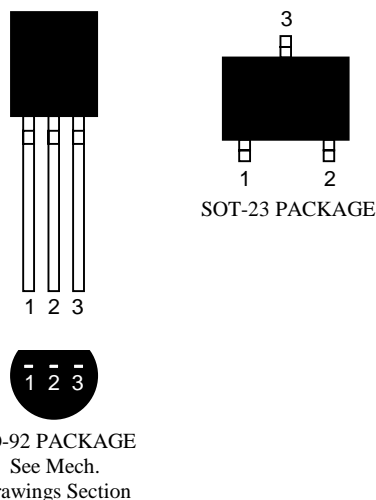


FEATURES

- Automatically restarts a microprocessor after power failure
- Maintains reset for 150 ms after V_{CC} returns to an in-tolerance condition
- Reduces need for discrete components
- Precision temperature-compensated voltage reference and voltage sensor
- Low-cost TO-92 or space saving SOT-23 packages available
- Efficient open-drain output with internal 5.5 k Ω pull-up resistor
- Operating temperature -40°C to +85°C

PIN ASSIGNMENT



PIN DESCRIPTION

TO-92

1	\overline{RST}	Active Low Reset Output
2	V_{CC}	Power Supply
3	GND	Ground

SOT-23

1	\overline{RST}	Active Low Reset Output
2	V_{CC}	Power Supply
3	GND	Ground

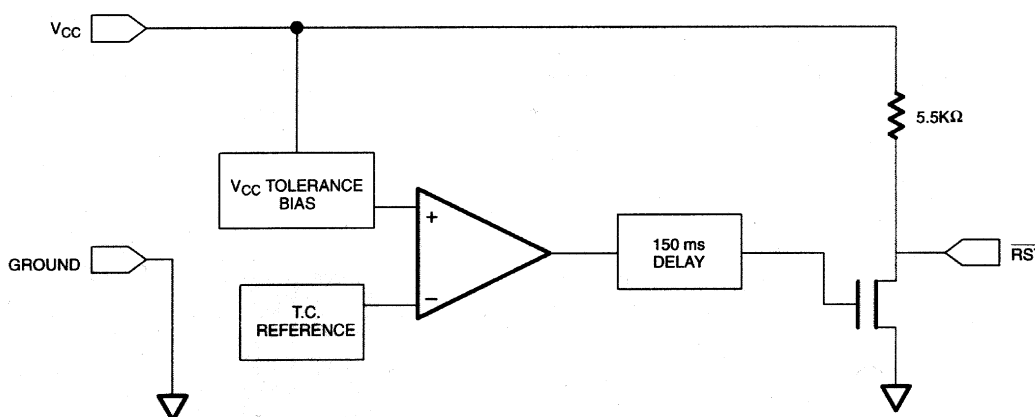
DESCRIPTION

The DS1811 EconoReset uses a precision temperature reference and comparator circuit to monitor the status of the power supply (V_{CC}). When an out-of-tolerance condition is detected, an internal power-fail signal is generated which forces reset to the active state. When V_{CC} returns to an in-tolerance condition, the reset signal is kept in the active state for approximately 150 ms to allow the power supply and processor to stabilize.

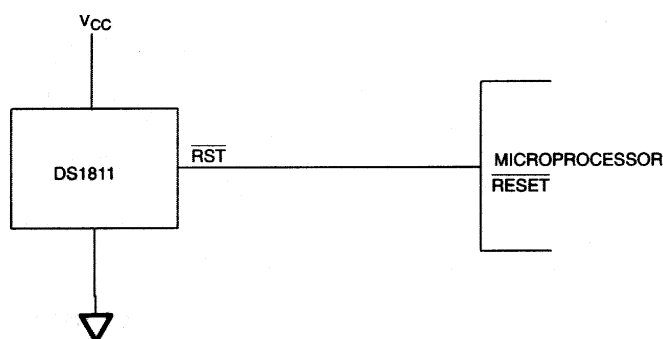
OPERATION - POWER MONITOR

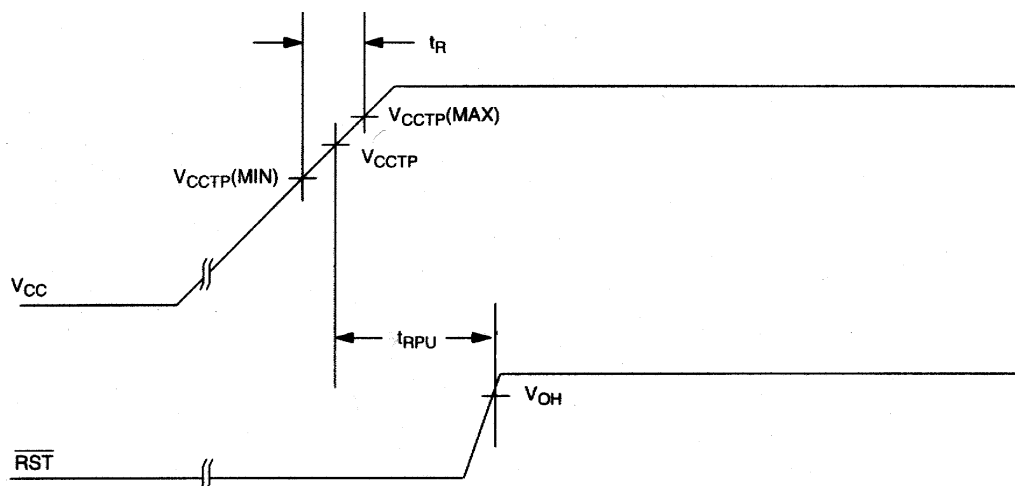
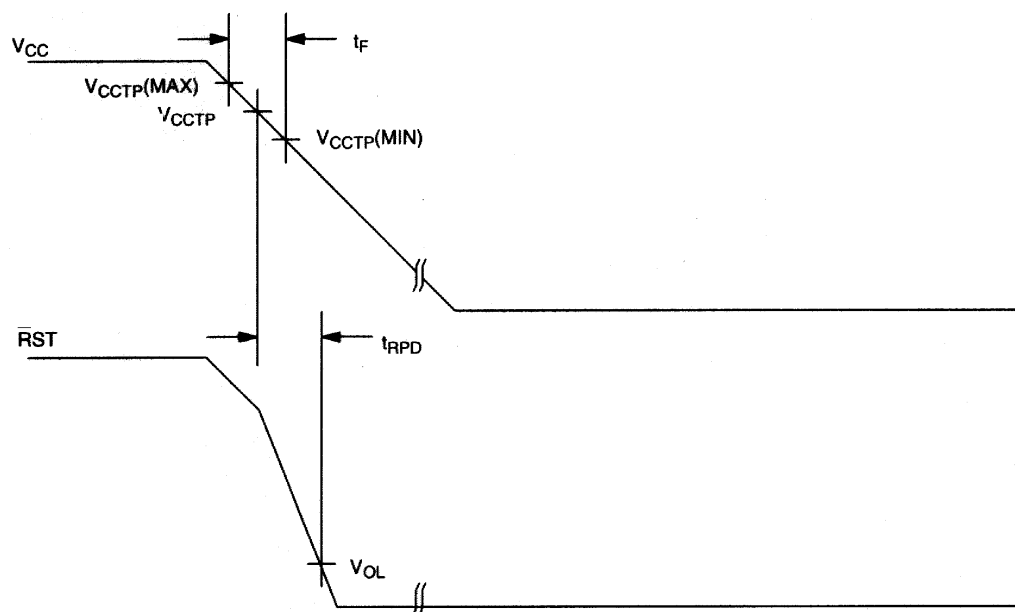
The DS1811 provides the functions of detecting out-of-tolerance power supply conditions and warning a processor-based system of impending power failure. When V_{CC} is detected as out-of-tolerance, the \overline{RST} signal is asserted. On power-up, \overline{RST} is kept active for approximately 150 ms after the power supply has reached the selected tolerance. This allows the power supply and microprocessor to stabilize before \overline{RST} is released.

BLOCK DIAGRAM (OPEN-DRAIN OUTPUT) Figure 1



APPLICATION EXAMPLE Figure 2



TIMING DIAGRAM: POWER-UP Figure 3**TIMING DIAGRAM: POWER-DOWN Figure 4**

ABSOLUTE MAXIMUM RATINGS*

Voltage on V_{CC} Pin Relative to Ground	-0.5V to +7.0V
Voltage on RST Relative to Ground	-0.5V to $V_{CC} + 0.5V$
Operating Temperature	-40°C to +85°C
Storage Temperature	-55°C to +125°C
Soldering Temperature	260°C for 10 seconds

* This is a stress rating only and functional operation of the device at these or any other conditions above those indicated in the operation sections of this specification is not implied. Exposure to absolute maximum rating conditions for extended periods of time may affect reliability.

RECOMMENDED DC OPERATING CONDITIONS (-40°C to +85°C)

PARAMETER	SYMBOL	MIN	TYP	MAX	UNITS	NOTES
Supply Voltage	V_{CC}	0.0		5.5	V	1

DC ELECTRICAL CHARACTERISTICS (-40°C to +85°C; $V_{CC}=1.2V$ to 5.5V)


PARAMETER	SYMBOL	MIN	TYP	MAX	UNITS	NOTES
Output Current @ 0.4 volts	I_{OL}	+10			mA	2, 3
Operating Current $V_{CC} < 5.5$ volts	I_{CC}		30	40	μA	4
V_{CC} Trip Point (DS1811-5)	V_{CCTP}	4.50	4.62	4.75	V	1
V_{CC} Trip Point (DS1811-10)	V_{CCTP}	4.25	4.35	4.49	V	1
V_{CC} Trip Point (DS1811-15)	V_{CCTP}	4.00	4.13	4.24	V	1
Internal Pull-Up Resistor	R_P	3.5	5.5	7.5	$k\Omega$	
Output Capacitance	C_{OUT}			10	pF	

AC ELECTRICAL CHARACTERISTICS (-40°C to +85°C; $V_{CC}=1.2V$ to 5.5V)

PARAMETER	SYMBOL	MIN	TYP	MAX	UNITS	NOTES
RESET Active Time	t_{RST}	100	150	300	ms	
V_{CC} Detect to \overline{RST}	t_{RPD}		2	5	μs	
V_{CC} Slew Rate (V_{CCTP} (MAX) to V_{CCTP} (MIN))	t_F	300			μs	
V_{CC} Slew Rate (V_{CCTP} (MIN) to V_{CCTP} (MAX))	t_R	0			ns	
V_{CC} Detect to \overline{RST}	t_{RPU}	100	150	300	ms	5

NOTES:

1. All voltages are referenced to ground.
2. Measured with $V_{CC} \geq 2.7$ volts.
3. A $1k\Omega$ external resistor may be required in some applications for proper operation of the microprocessor reset control circuit.
4. Measured with \overline{RST} output open.
5. $t_R = 5 \mu s$.

PART MARKING CODES

“A”, “B”, & “C” represent the device type.

810 DS1810
 811 DS1811
 812 DS1812
 813 DS1813
 815 DS1815
 816 DS1816
 817 DS1817
 818 DS1818

“D” represents the device tolerance.

A 5%
 B 10%
 C 15%
 D 20%

Copyright Each Manufacturing Company.

All Datasheets cannot be modified without permission.

This datasheet has been download from :

www.AllDataSheet.com

100% Free DataSheet Search Site.

Free Download.

No Register.

Fast Search System.

www.AllDataSheet.com