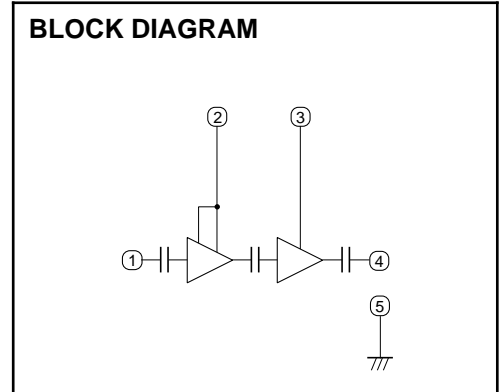
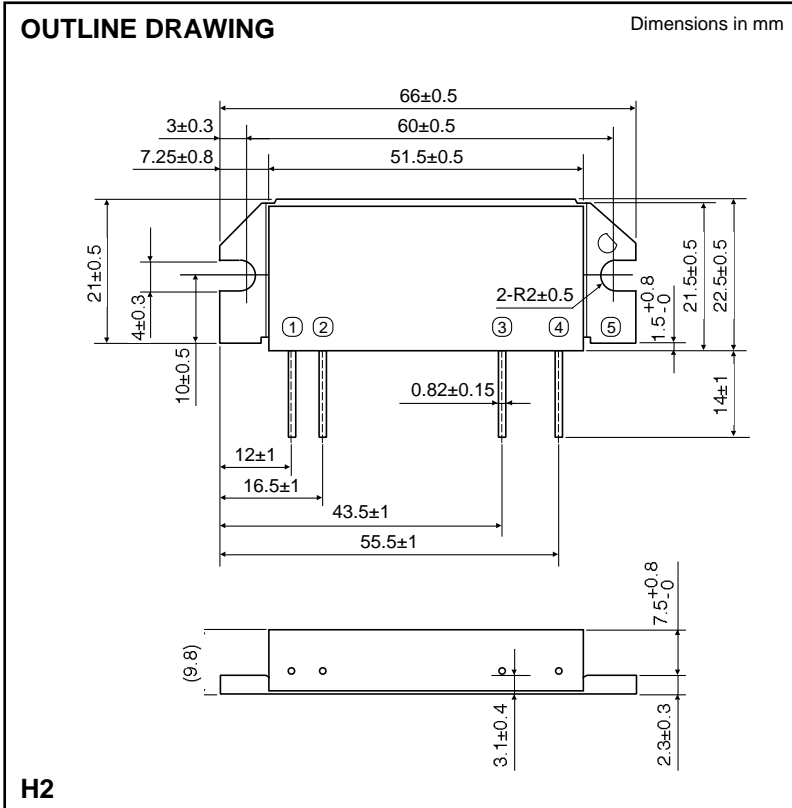


MITSUBISHI RF POWER MODULE
M68702H

150-175MHz, 12.5V, 60W, FM MOBILE RADIO



- PIN:
- ① Pin : RF INPUT
 - ② Vcc1: 1st. DC SUPPLY
 - ③ Vcc2: 2nd. DC SUPPLY
 - ④ PO : RF OUTPUT
 - ⑤ GND: FIN

ABSOLUTE MAXIMUM RATINGS (Tc=25°C unless otherwise noted)

Symbol	Parameter	Conditions	Ratings	Unit
Vcc	Supply voltage	ZG=ZL=50	17	V
Icc	Total current	ZG=ZL=50	20	A
P _{in} (max)	Input power	f=150-175MHz, ZG=ZL=50, Vcc1 12.5V	600	mW
P _O (max)	Output power	Ditto	75	W
T _C (OP)	Operation case temperature	Ditto	-30 to +110	°C
T _{stg}	Storage temperature		-40 to +110	°C

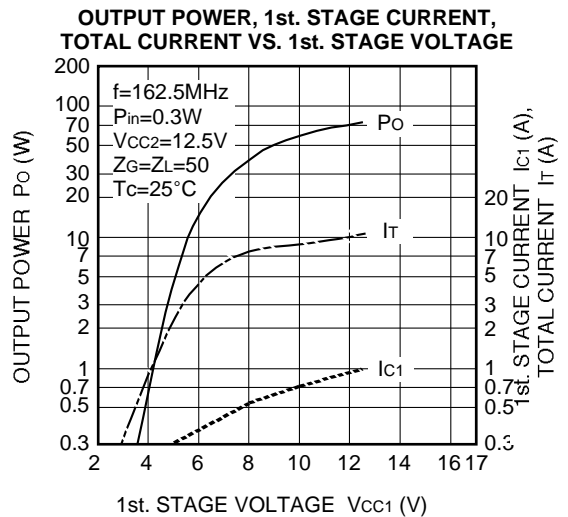
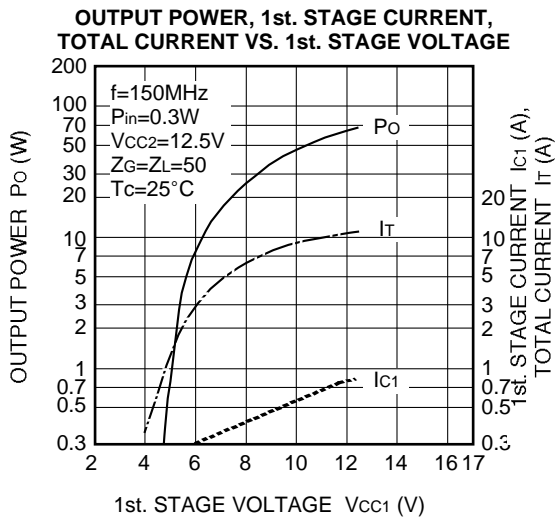
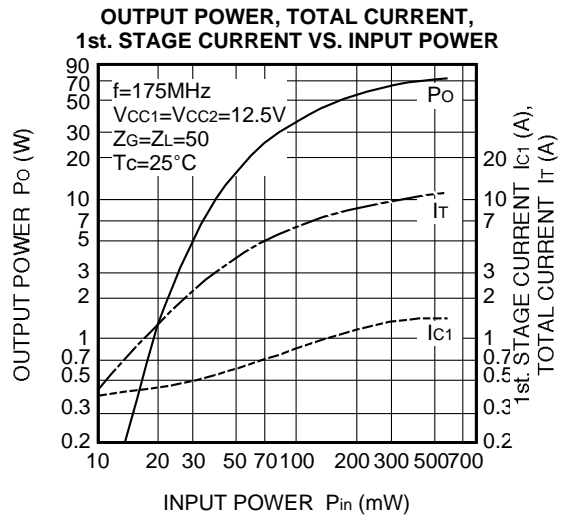
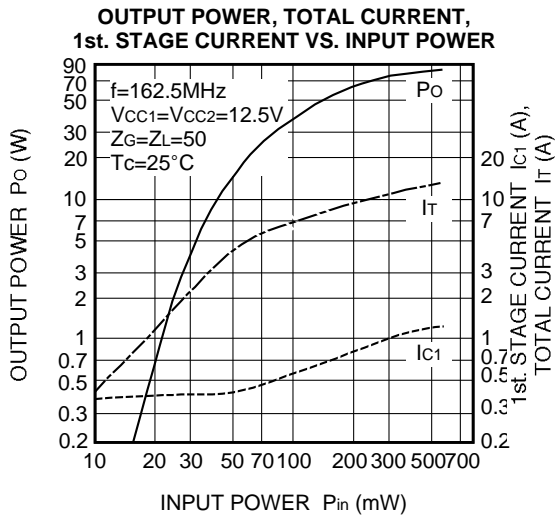
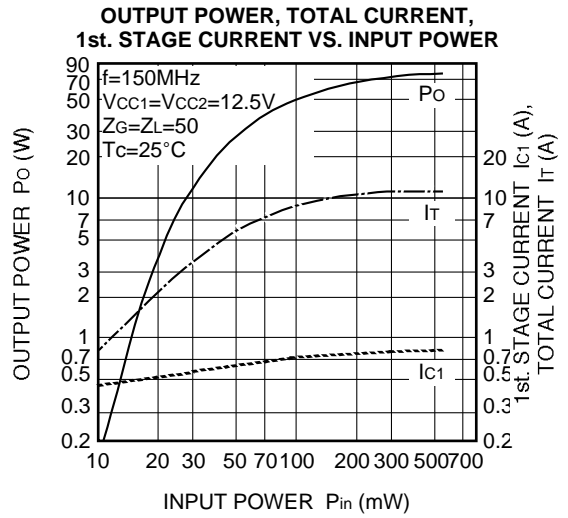
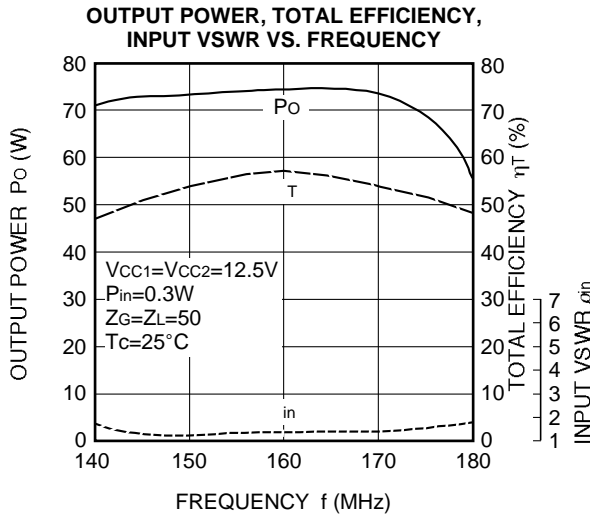
Note. Above parameters are guaranteed independently.

ELECTRICAL CHARACTERISTICS (Tc=25°C unless otherwise noted)

Symbol	Parameter	Test conditions	Limits		Unit
			Min	Max	
f	Frequency range	Vcc1=Vcc2=12.5V, P _{in} =300mW, ZG=ZL=50	150	175	MHz
P _O	Output power		60		W
η	Total efficiency		45		%
2fo	2nd. harmonic			-30	dBc
3fo	3rd. harmonic			-30	dBc
in	Input VSWR			3	-
-	Load VSWR tolerance	Vcc1=Vcc2=12.5V, P _O =60W (P _{in} :controlled), ZG=50, Load VSWR=8.8:1 (All phase)	No degradation or destroy		-

Note. Above parameters, ratings, limits and test conditions are subject to change.

TYPICAL PERFORMANCE DATA



MITSUBISHI RF POWER MODULE
M68702H

150-175MHz, 12.5V, 60W, FM MOBILE RADIO

