

# MGFL48V1920

1.9 - 2.0GHz BAND 60W GaAs FET

## DESCRIPTION

The MGFL48V1920 is a 60W push-pull type GaAs Power FET especially designed for use in 1.9 - 2.0GHz band amplifiers. The hermetically sealed metal-ceramic package guarantees high reliability.

## FEATURES

- Push-pull configuration
- High output power  
Pout = 60W (TYP.) @ f=1.9 - 2.0 GHz
- High power gain  
GLP = 11.5 dB (TYP.) @ f=1.9 - 2.0GHz
- High power added efficiency  
P.A.E. = 45 % (TYP.) @ f=1.9 - 2.0GHz

## APPLICATION

1.9-2.0GHz band power amplifier

## QUALITY GRADE

IG

## RECOMMENDED BIAS CONDITIONS

- VDS = 12 (V)
- ID = 4.0 (A)
- RG=20 (ohm) for each gate

## ABSOLUTE MAXIMUM RATINGS

(Ta=25deg.C)

Symbol	Parameter	Ratings	Unit
VGDO	Gate to drain voltage	-20	V
VGSO	Gate to source voltage	-10	V
PT *1	Total power dissipation	107.1	W
Tch	Channel temperature	175	deg.C
Tstg	Storage temperature	-65 / +175	deg.C

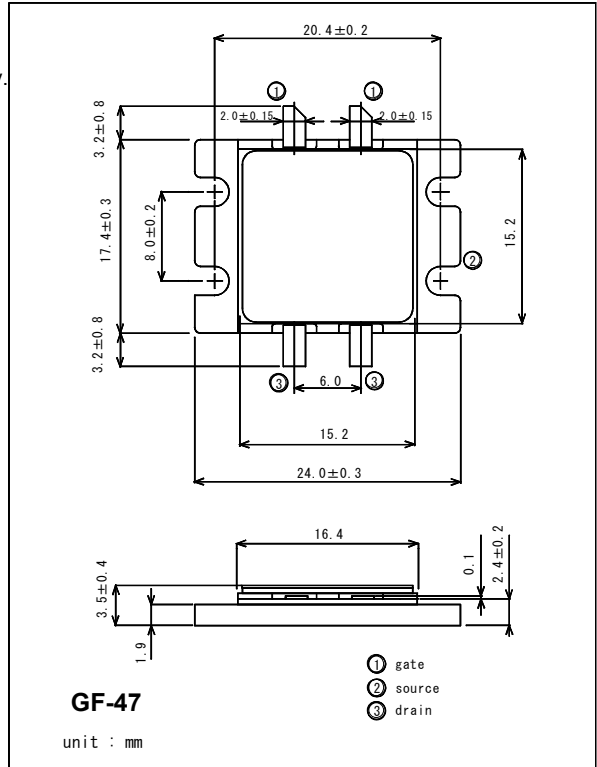
\*1 : Tc=25deg.C

## ELECTRICAL CHARACTERISTICS

(Ta=25deg.C)

Symbol	Parameter	Test conditions	Limits			Unit
			Min.	Typ.	Max.	
VGS(off)	Saturated drain current	VDS = 3V , ID = 17.3mA	-1	-	-4	V
P2dB	Output power at 2dB gain compression	VDS=12V, ID(RF off)=4.0A, f=1.9 - 2.0GHz	47	48	-	dBm
GLP	Linear power gain		10	11.5	-	dB
ID(RF)	Drain current		-	11	15	A
P.A.E.	Power added efficiency		-	45	-	%
Rth (ch-c)	Thermal resistance		Channel to Case	-	1.0	1.4

## OUTLINE



< Keep safety first in your circuit designs! >

Mitsubishi Electric Corporation puts the maximum effort into making semiconductor products better and more reliable, but there is always the possibility that trouble may occur with them. Trouble with semiconductors may lead to personal injury, fire or property damage. Remember to give due consideration to safety when making your circuit designs, with appropriate measures such as (1) placement of substitutive, auxiliary circuits, (2) use of non-flammable material or (3) prevention against any malfunction or mishap.



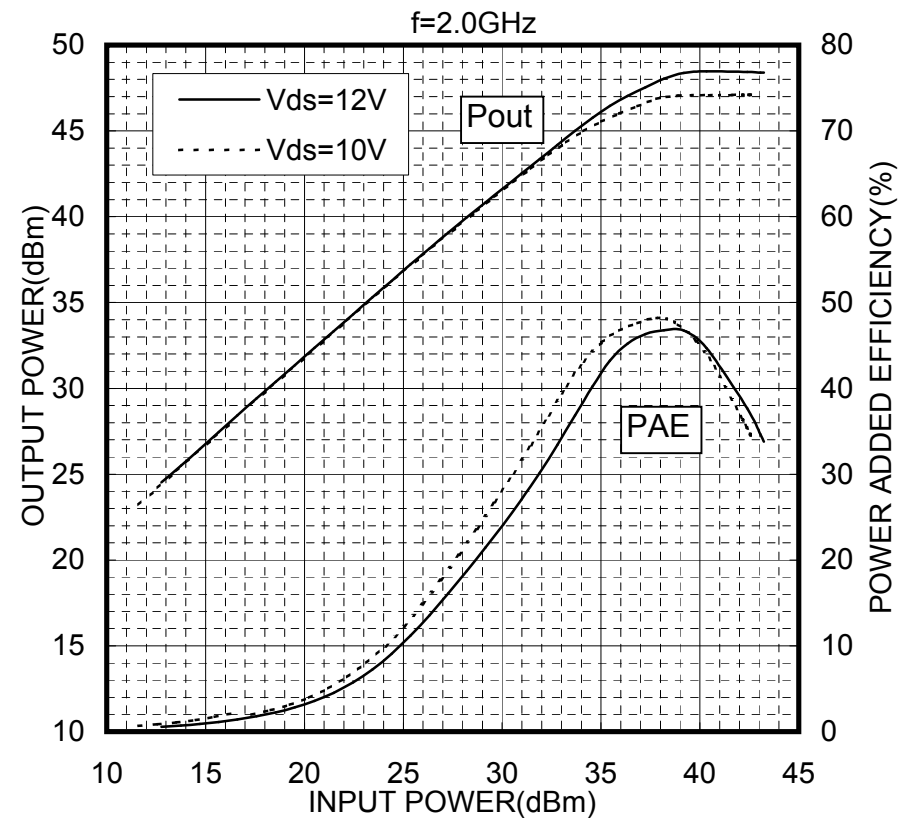
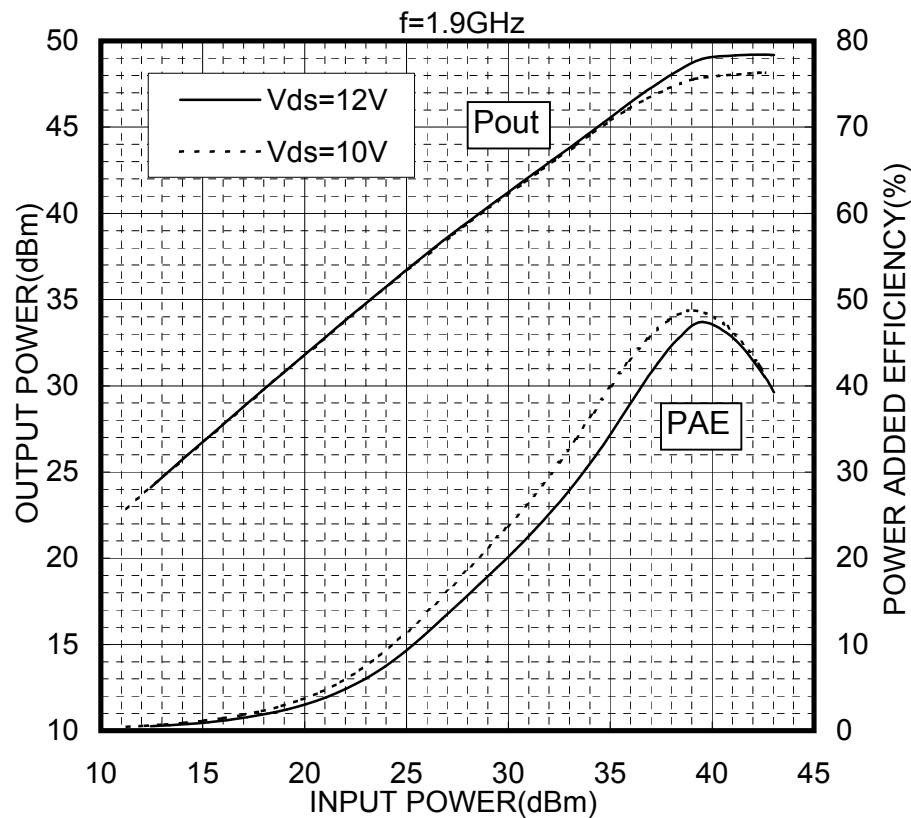
MITSUBISHI  
ELECTRIC

Jul'05

# MGFL48V1920

OUTPUT POWER & POWER ADDED EFFICIENCY vs. INPUT POWER

TEST CONDITIONS :  $I_{ds}(R_{Foff})=4A$

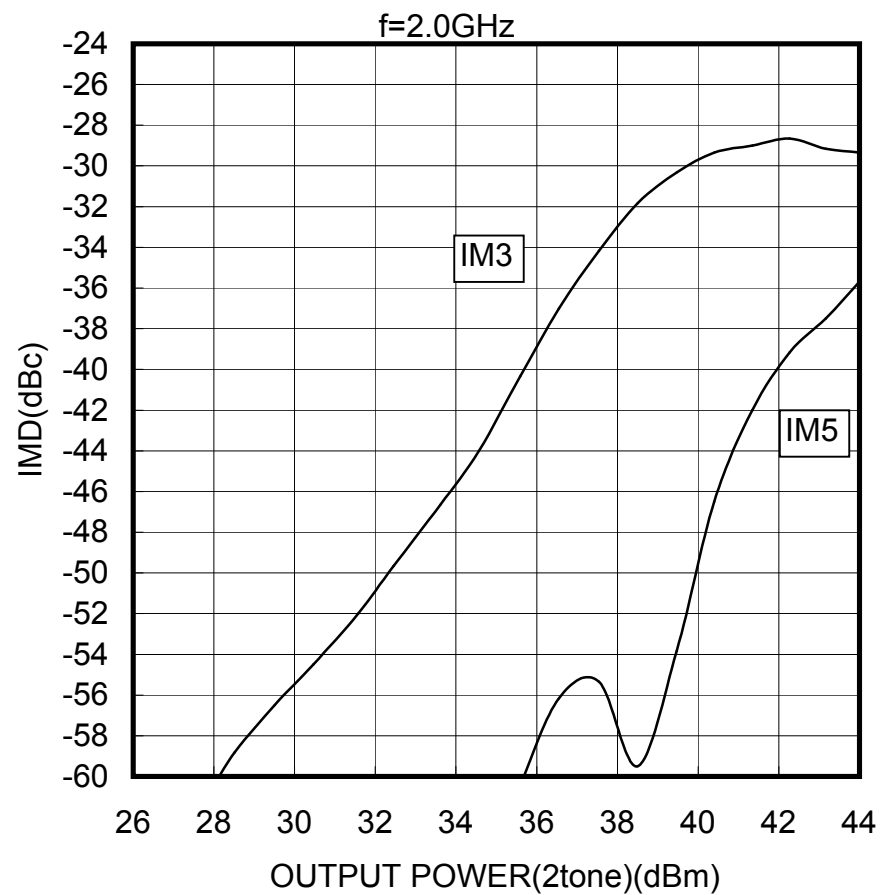
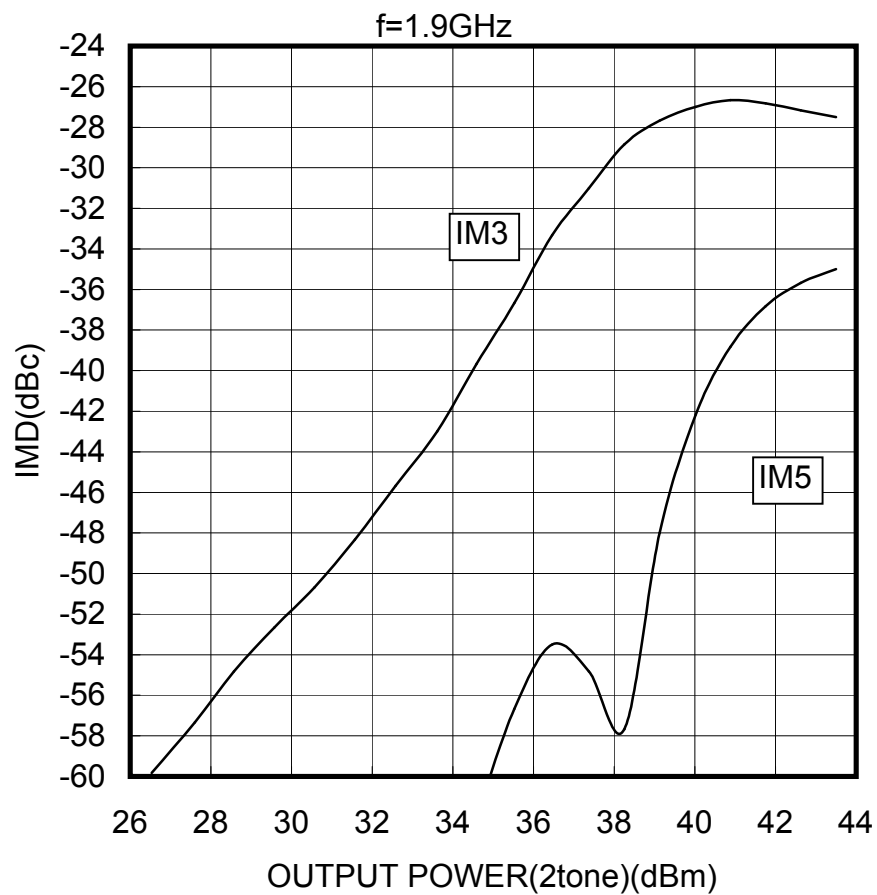


MITSUBISHI ELECTRIC CORPORATION

# MGFL48V1920

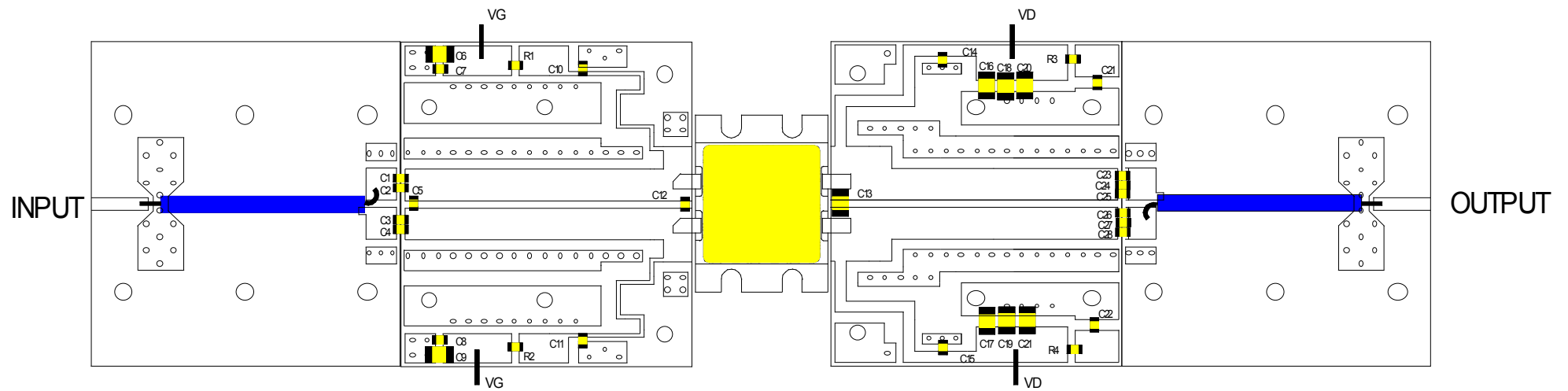
## IMD vs. OUTPUT POWER

TEST CONDITIONS :  $V_{DS}=12V, I_{D(RF\ off)}=4.0A$   
2-tone test ,  $\Delta f=5MHz$



# MGFL48V1920

## TEST CIRCUIT

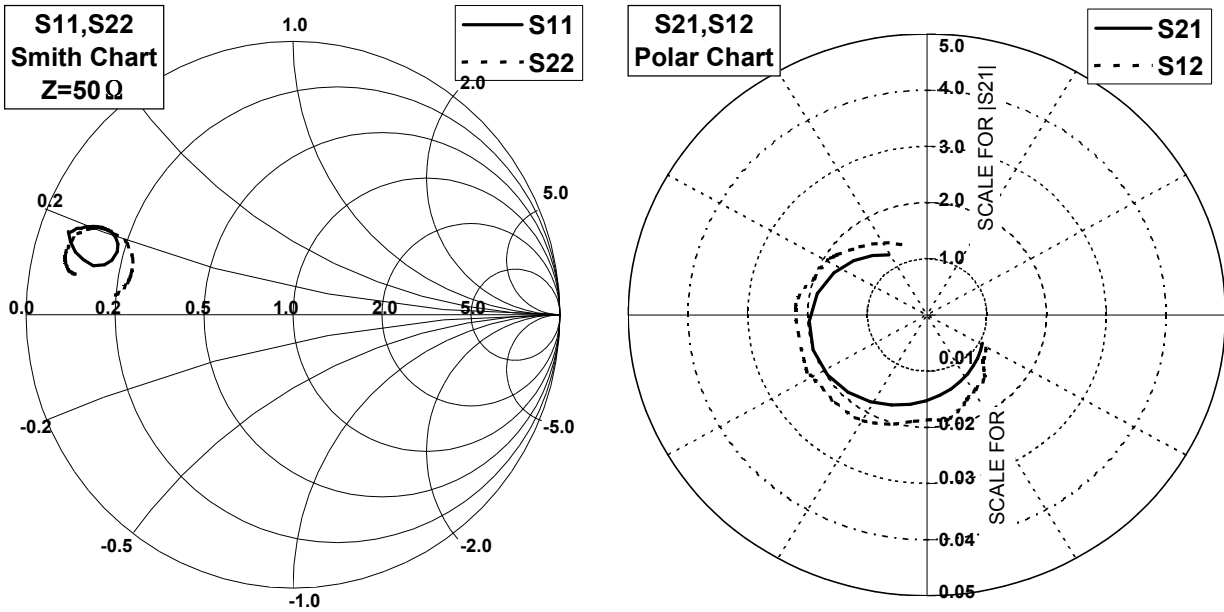


C1,C2,C3,C4:8pF(GR708)  
C5:0.5pF(GR40)  
C7,C8:4700pF(GR40)  
C6,C9,C16,C17,C18,C19,C20,C21:4.7uF(CM32)  
C10,C11,C14,C15:20pF(GR40)  
C12:1.5pF(GR40)  
C13:2pF(GR110)  
C21,C22:1000pF(GR40)  
C23,C24,C25,C26,C27,C28:13pF(GR708)  
R1,R2=20ohm  
R3,R4=51ohm

Board material:Teflon Thickness=0.6(mm)  
Specific dielectric constant=2.6

**MITSUBISHI ELECTRIC CORPORATION**

**TEST CONDITIONS : f=1.5-2.5GHz,VDS=12V,ID=2.0A**



**S PARAMETERS** (Ta=25deg.C,VDS=12V,ID=2.0A)

f (GHz)	S Parameters (TYP.)							
	S11		S21		S12		S22	
	Mag.	Ang(deg.)	Mag.	Ang(deg.)	Mag.	Ang(deg.)	Mag.	Ang(deg.)
1.50	0.889	160.2	1.056	-28.4	0.012	-31.0	0.830	169.7
1.55	0.879	159.5	1.101	-35.3	0.012	-38.3	0.837	169.6
1.60	0.869	158.7	1.147	-42.4	0.013	-40.8	0.840	169.5
1.65	0.854	158.2	1.197	-49.6	0.014	-48.0	0.846	169.4
1.70	0.843	157.6	1.253	-57.1	0.015	-50.4	0.854	169.2
1.75	0.829	157.2	1.310	-64.9	0.016	-65.6	0.862	168.6
1.80	0.814	156.6	1.379	-73.0	0.017	-67.8	0.870	167.7
1.85	0.800	156.3	1.451	-81.6	0.019	-79.1	0.878	166.8
1.90	0.782	155.8	1.529	-90.6	0.019	-88.1	0.881	165.3
1.95	0.761	155.9	1.617	-100.0	0.019	-98.3	0.877	163.8
2.00	0.741	156.1	1.710	-110.3	0.020	-108.0	0.873	161.9
2.05	0.722	157.0	1.813	-121.5	0.022	-121.7	0.858	159.8
2.10	0.705	158.5	1.909	-133.8	0.022	-136.4	0.827	157.7
2.15	0.697	160.7	1.977	-147.2	0.022	-150.5	0.782	156.1
2.20	0.707	163.6	2.005	-161.9	0.022	-153.5	0.732	156.0
2.25	0.730	165.5	1.971	-176.8	0.022	176.6	0.673	157.4
2.30	0.769	166.6	1.873	168.3	0.020	161.0	0.635	161.2
2.35	0.811	165.6	1.725	154.3	0.019	148.0	0.624	166.0
2.40	0.847	164.3	1.560	141.6	0.016	132.7	0.635	170.3
2.45	0.875	162.3	1.395	130.6	0.015	118.7	0.661	173.3
2.50	0.895	160.1	1.246	120.8	0.013	105.3	0.687	175.2

This S-Parameter data show measurements performed on each single-ended FET.

**MGFL48V1920****1.9 - 2.0GHz BAND 60W GaAs FET****Requests Regarding Safety Designs**

Mitsubishi Electric constantly strives to raise the level of its quality and reliability. Despite these concerted efforts, however, there will be occasions when our semiconductor products suffer breakdowns, malfunctions or other problems. In view of this reality, it is requested that every feasible precaution be taken in the pursuit of redundancy design, malfunction prevention design and other safety-related designs, to prevent breakdowns or malfunctions in our products from resulting in accidents involving people, fires, social losses or other problems, thereby upholding the highest levels of safety in the products when in use by customers.

**Matters of Importance when Using these Materials**

1. These materials are designed as reference materials to ensure that all customers purchase Mitsubishi Electric semiconductors best suited to their specific use applications. Please be aware, however, that the technical information contained in these materials does not comprise consent for the execution or use of intellectual property rights or other rights owned by Mitsubishi Electric Corporation.
2. Mitsubishi Electric does not assume responsibility for damages resulting from the use of product data, graphs, charts, programs, algorithms or other applied circuit examples described in these materials, or for the infringement of the rights of third-party owners resulting from such use.
3. The data, graphs, charts, programs, algorithms and all other information described in these materials were current at the issue of these materials, with Mitsubishi Electric reserving the right to make any necessary updates or changes in the products or specifications in these materials without prior notice. Before purchasing Mitsubishi Electric semiconductor products, therefore, please obtain the latest available information from Mitsubishi Electric directly or an authorized dealer.
4. Every possible effort has been made to ensure that the information described in these materials is fully accurate. However, Mitsubishi Electric assumes no responsibility for damages resulting from inaccuracies occurring within these materials.
5. When using the product data, technical contents indicated on the graphs, charts, programs or algorithms described in these materials, assessments should not be limited to only the technical contents, programs and algorithm units. Rather, it is requested that ample evaluations be made of each individual system as a whole, with the customer assuming full responsibility for decisions on the propriety of application. Mitsubishi Electric does not accept responsibility for the propriety of application.
6. The products described in these materials, with the exception of special mention concerning use and reliability, have been designed and manufactured with the purpose of use in general electronic machinery. Accordingly these products have not been designed and manufactured with the purpose of application in machinery or systems that will be used under conditions that can affect human life, or in machinery or systems used in social infrastructure that demand a particularly high degree of reliability. When considering the use of the products described in these materials in transportation machinery (automobiles, trains, vessels), for objectives related to medical treatment, aerospace, nuclear power control, submarine repeaters or systems or other specialized applications, please consult with Mitsubishi Electric directly or an authorized dealer.
7. When considering use of products for purposes other than the specific applications described in these materials, please inquire at Mitsubishi Electric or an authorized dealer.
8. The prior consent of Mitsubishi Electric in writing is required for any reprinting or reproduction of these materials.
9. Please direct any inquiries regarding further details of these materials, or any other comments or matters of attention, to Mitsubishi Electric or an authorized dealer.