

E-Series RF 1:4 Flux Coupled Step-up Transformer

MABAES0008

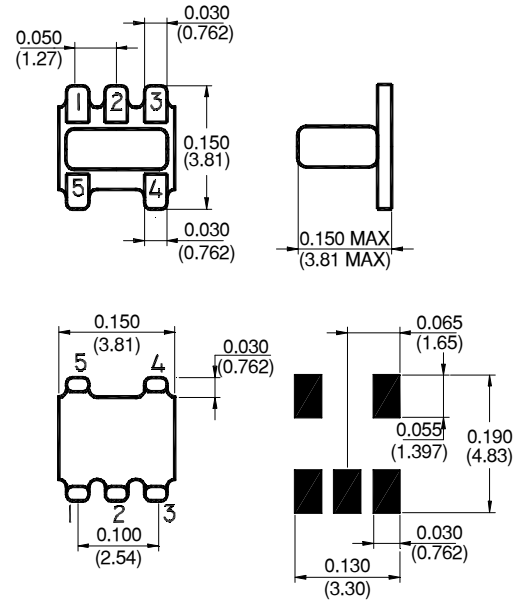


Features

- Surface Mount
- 1:4 Impedance Ratio
- CT on Secondary
- Available on Tape & Reel



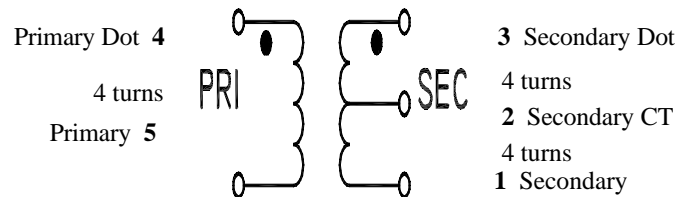
SM-22 Package



Description

M/A-COM's MABAES0008 is a 1:4 RF flux coupled step-up transformer in a low cost, surface mount package. Ideally suited for high volume applications.

Schematic



Electrical Specifications @25°C

Parameter	Units	Nominal	Maximum	Mean (x)	Sigma (σ)
Frequency Range 1 - 350	MHz	—	—	—	—
Insertion Loss ($f_L - f_U$)					
5 - 100 MHz	dB	—	1.0	—	—
2 - 300 MHz	dB	—	2.0	1.21	0.032
1 - 350 MHz	dB	—	3.0	—	—
Amplitude Unbalance					
5 - 100 MHz	dB	—	0.1	—	—
1 - 350 MHz	dB	—	0.5	—	—
Phase Unbalance					
5 - 100 MHz	Degrees	—	1.0	—	—
1 - 350 MHz	Degrees	—	5.0	—	—

Please Note that the photograph above indicates typical package only, not actual unit.



M/A-COM ■ North America: Tel. (800) 366-2266, Fax (800) 618-8883 ■ Asia/Pacific: Tel.+85 2 2111 8088, Fax +85 2 2111 8087 ■ Europe: Tel. +44 (1344) 869 595, Fax+44 (1344) 300 020

www.macom.com

Specifications subject to change without notice.

Absolute Maximum Ratings

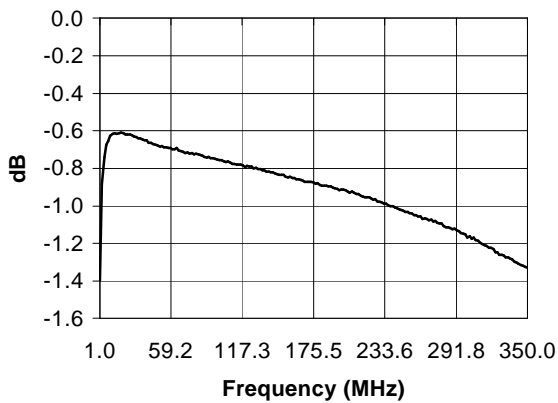
Parameter	Absolute Maximum
RF Power	250 mW
DC Current	30 mA
Operating Temperature	-20°C to +85°C
Storage Temperature	-20°C to +85°C

Functional Configuration

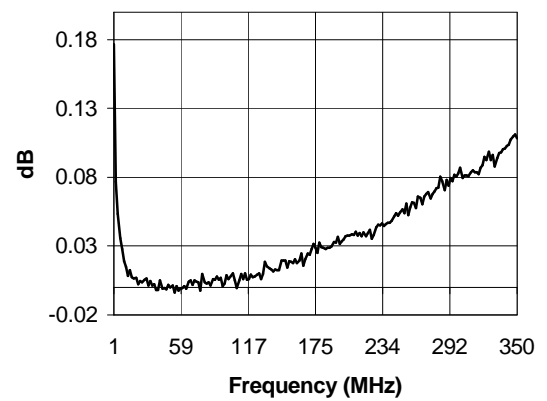
Function	Pin No.
Primary Dot	4
Primary	5
Primary CT	—
Secondary Dot	3
Secondary	1
Secondary CT	2
Case Ground	—
Not Connected	—

Typical Performance @ +25°C

Insertion Loss



Amplitude Unbalance



Phase Unbalance

