



HBC856

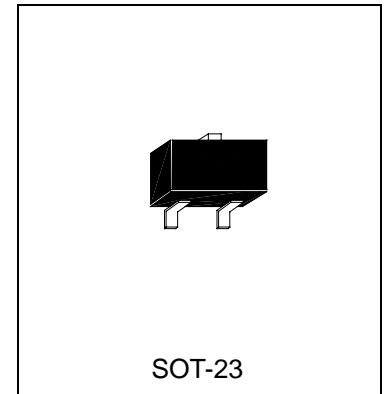
PNP EPITAXIAL PLANAR TRANSISTOR

Description

The HBC856 is designed for switching and AF amplifier amplification suitable for automatic insertion in thick and thin-film circuits.

Absolute Maximum Ratings

- Maximum Temperatures
 Storage Temperature -55 to +150 °C
 Junction Temperature..... +150 °C
- Maximum Power Dissipation
 Total Power Dissipation (Ta=25°C) 225 mW
- Maximum Voltages and Currents (Ta=25°C)
 VCBO Collector to Base Voltage -80 V
 VCEO Collector to Emitter Voltage..... -65 V
 VEBO Emitter to Base Voltage..... -5 V
 IC Collector Current..... -100 mA



Characteristics (Ta=25°C)

Symbol	Min.	Typ.	Max.	Unit	Test Conditions
BVCBO	-80	-	-	V	IC=-100uA
BVCEO	-65	-	-	V	IC=-1mA
BVEBO	-5	-	-	V	IE=-10uA
ICBO	-	-	-15	nA	VCB=-30V
*VCE(sat)1	-	-75	-300	mV	IC=-10mA, IB=-0.5mA
*VCE(sat)2	-	-250	-650	mV	IC=-100mA, IB=-5mA
*VBE(sat)1	-	-700	-	mV	IC=-10mA, IB=-0.5mA
*VBE(sat)2	-	-850	-	mV	IC=-100mA, IB=-5mA
VBE(on)1	-600	-	-750	mV	VCE=-5V, IC=-2mA
VBE(on)2	-	-	-820	mV	VCE=-5V, IC=-10mA
*hFE	75	-	800		VCE=-5V, IC=-2mA
fT	-	150	-	MHz	VCE=-5V, IC=-10mA
Cob	-	4.5	-	pF	VCB=-10V, f=1MHz

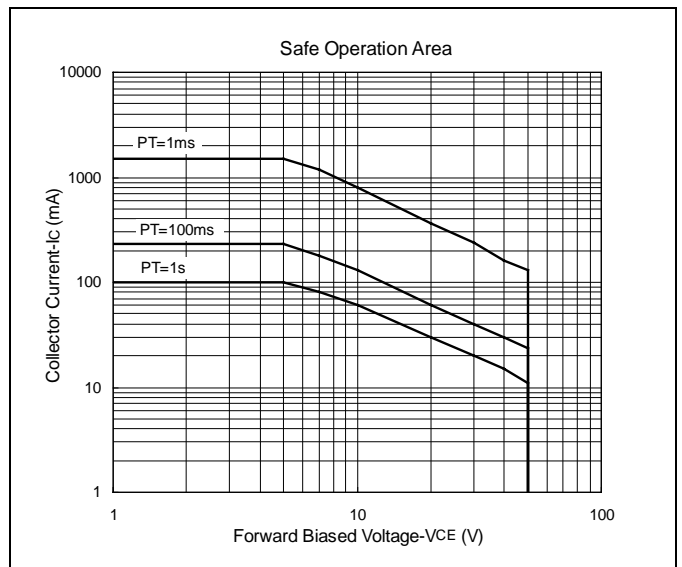
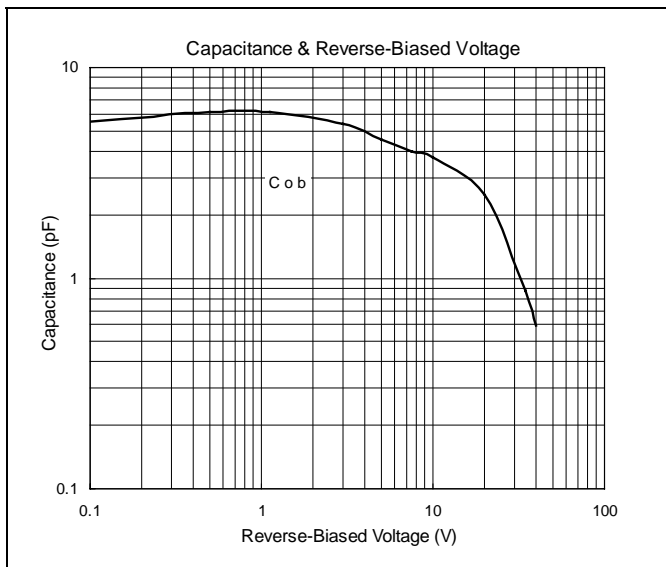
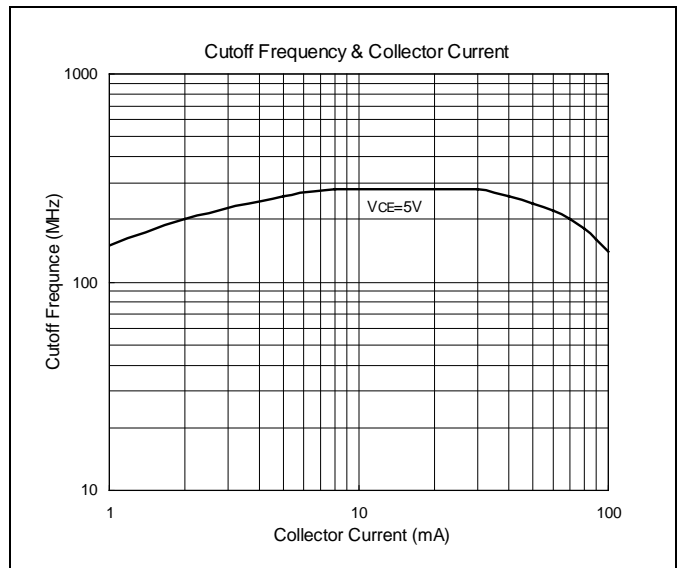
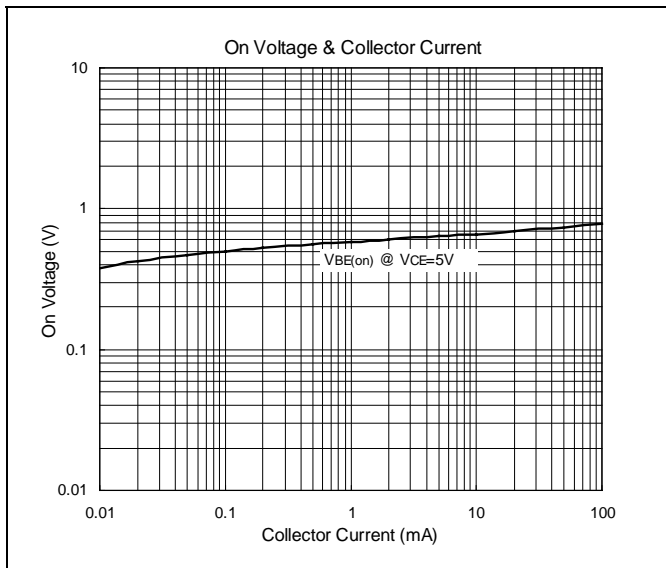
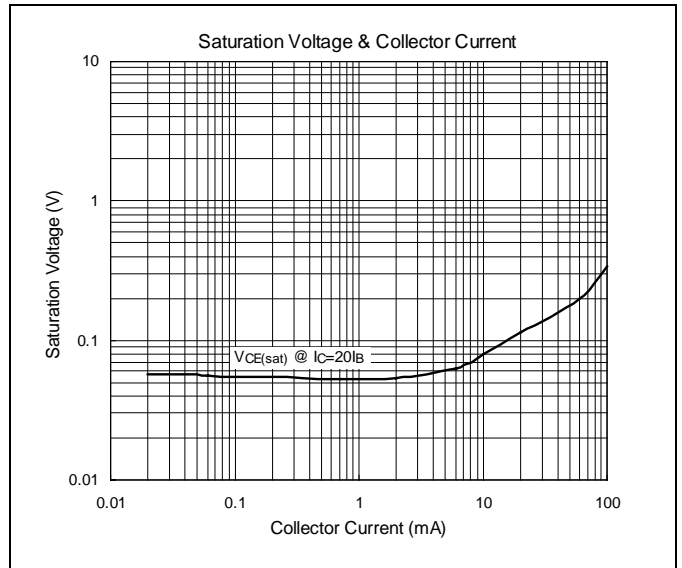
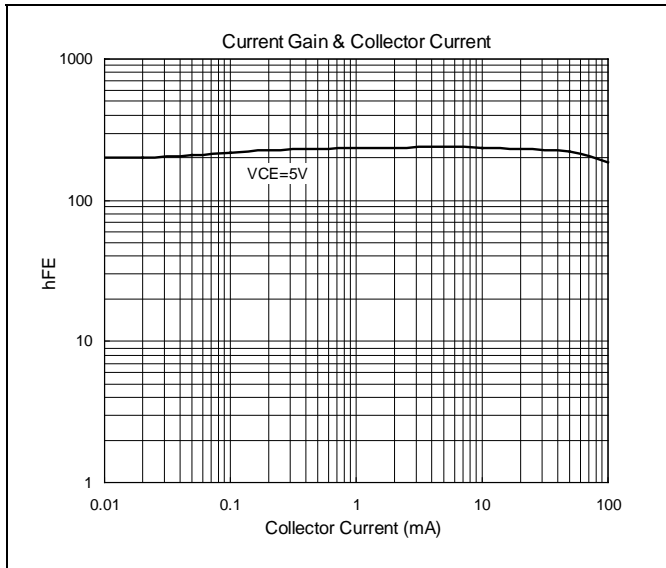
*Pulse Test: Pulse Width ≤380us, Duty Cycle≤2%

Classification Of hFE

Rank	A	B	C	Normal
hFE	125-250	220-475	420-800	75-475

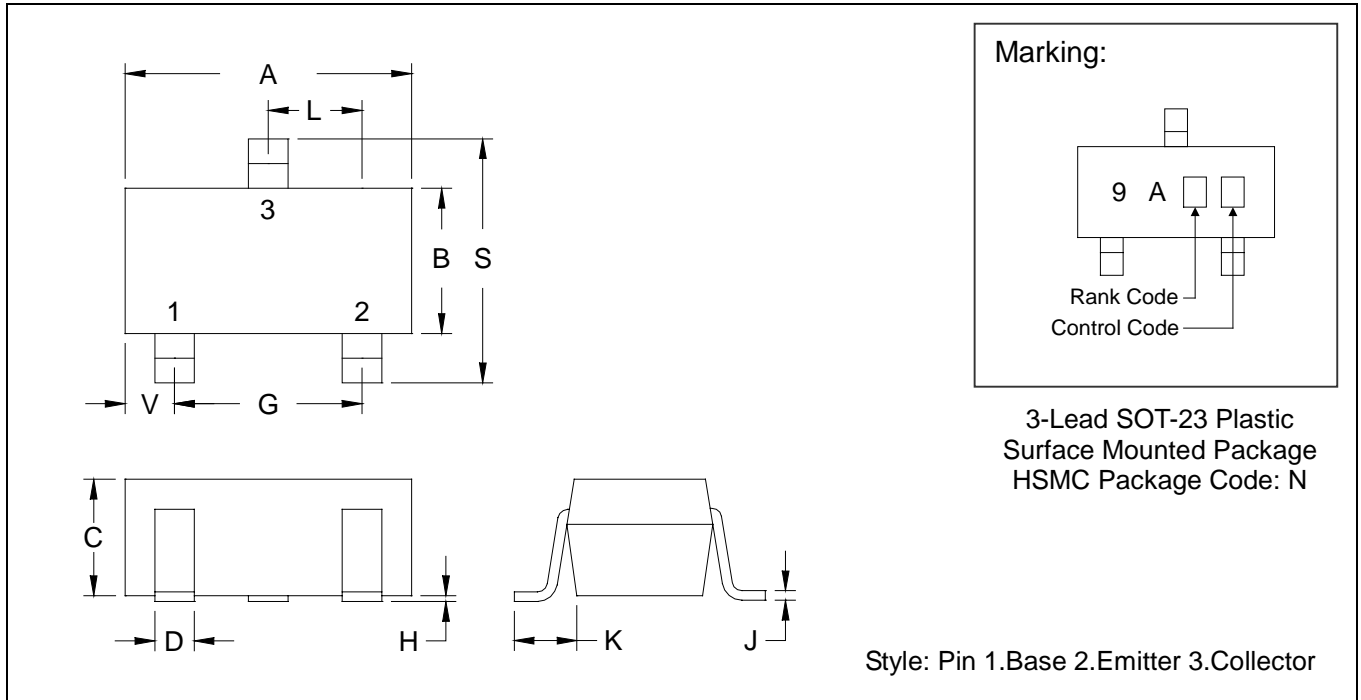


Characteristics Curve





SOT-23 Dimension



*: Typical

DIM	Inches		Millimeters		DIM	Inches		Millimeters	
	Min.	Max.	Min.	Max.		Min.	Max.	Min.	Max.
A	0.1102	0.1204	2.80	3.04	J	0.0034	0.0070	0.085	0.177
B	0.0472	0.0630	1.20	1.60	K	0.0128	0.0266	0.32	0.67
C	0.0335	0.0512	0.89	1.30	L	0.0335	0.0453	0.85	1.15
D	0.0118	0.0197	0.30	0.50	S	0.0830	0.1083	2.10	2.75
G	0.0669	0.0910	1.70	2.30	V	0.0098	0.0256	0.25	0.65
H	0.0005	0.0040	0.013	0.10					

- Notes: 1.Dimension and tolerance based on our Spec. dated Sep. 07,1997.
 2.Controlling dimension: millimeters.
 3.Maximum lead thickness includes lead finish thickness, and minimum lead thickness is the minimum thickness of base material.
 4.If there is any question with packing specification or packing method, please contact your local HSMC sales office.

Material:

- Lead: 42 Alloy; solder plating
- Mold Compound: Epoxy resin family, flammability solid burning class: UL94V-0

Important Notice:

- All rights are reserved. Reproduction in whole or in part is prohibited without the prior written approval of HSMC.
- HSMC reserves the right to make changes to its products without notice.
- **HSMC semiconductor products are not warranted to be suitable for use in Life-Support Applications, or systems.**
- HSMC assumes no liability for any consequence of customer product design, infringement of patents, or application assistance.

Head Office And Factory:

- **Head Office** (Hi-Sincerity Microelectronics Corp.): 10F.,No. 61, Sec. 2, Chung-Shan N. Rd. Taipei Taiwan R.O.C.
 Tel: 886-2-25212056 Fax: 886-2-25632712, 25368454
- **Factory 1:** No. 38, Kuang Fu S. Rd., Fu-Kou Hsin-Chu Industrial Park Hsin-Chu Taiwan. R.O.C
 Tel: 886-3-5983621~5 Fax: 886-3-5982931