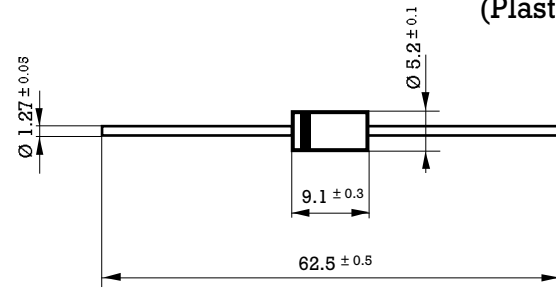



### 3 Amp. Glass Passivated Avalanche Ultrafast Recovery Rectifier

<p>Dimensions in mm.</p> <p style="text-align: right;">DO-201AD (Plastic)</p>  <p><b>Mounting instructions</b></p> <ol style="list-style-type: none"> <li>1. Min. distance from body to soldering point, 4 mm.</li> <li>2. Max. solder temperature, 350 °C.</li> <li>3. Max. soldering time, 3.5 sec.</li> <li>4. Do not bend lead at a point closer than 3 mm. to the body.</li> </ol>	<p>Voltage 50 to 600 V.</p> <p>Current 3 A at 55 °C.</p>  <ul style="list-style-type: none"> <li>• Glass Passivated Junction</li> <li>• High current capability</li> <li>• The plastic material carries U/L recognition 94 V-0</li> <li>• Terminals: Axial Leads</li> <li>• Polarity: Color band denotes cathode</li> </ul>
--	---

#### Maximum Ratings, according to IEC publication No. 134

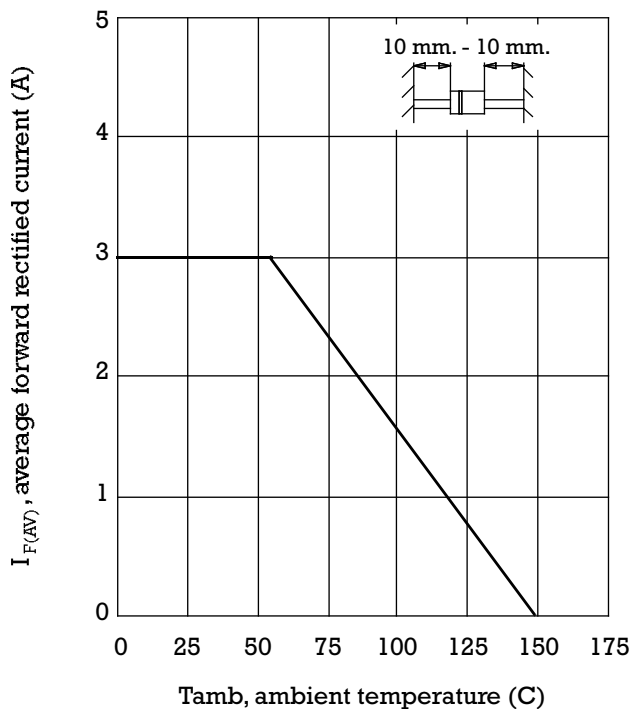
		EGP30A	EGP30B	EGP30D	EGP30F	EGP30G	EGP30J
$V_{RRM}$	Peak Recurrent reverse voltage (V)	50	100	200	300	400	600
$V_{RMS}$	Maximum RMS voltage	35	70	140	210	280	420
$V_{DC}$	Maximum DC blocking voltage	50	100	200	300	400	600
$I_{F(AV)}$	Forward current at $T_{amb} = 55\text{ °C}$	3 A					
$I_{FRM}$	Recurrent peak forward current	30 A					
$I_{FSM}$	8.3 ms. peak forward surge current (Jedec Method)	125 A					
$t_{rr}$	Max. reverse recovery time from $I_F = 0.5\text{ A}$ ; $I_R = 1\text{ A}$ ; $I_{RR} = 0.25\text{ A}$	50 ns					
$C_j$	Typical Junction Capacitance at 1 MHz and reverse voltagje of $4V_{DC}$	90 pF			45 pF		
$T_j$	Operating temperature range	- 65 to + 150 °C					
$T_{stg}$	Storage temperature range	- 65 to + 150 °C					
$E_{RSM}$	Maximum non repetitive peak reverse avalanche energy. $I_R = 1\text{ A}$ ; $T_j = 25\text{ °C}$	20 mJ					

#### Electrical Characteristics at $T_{amb} = 25\text{ °C}$

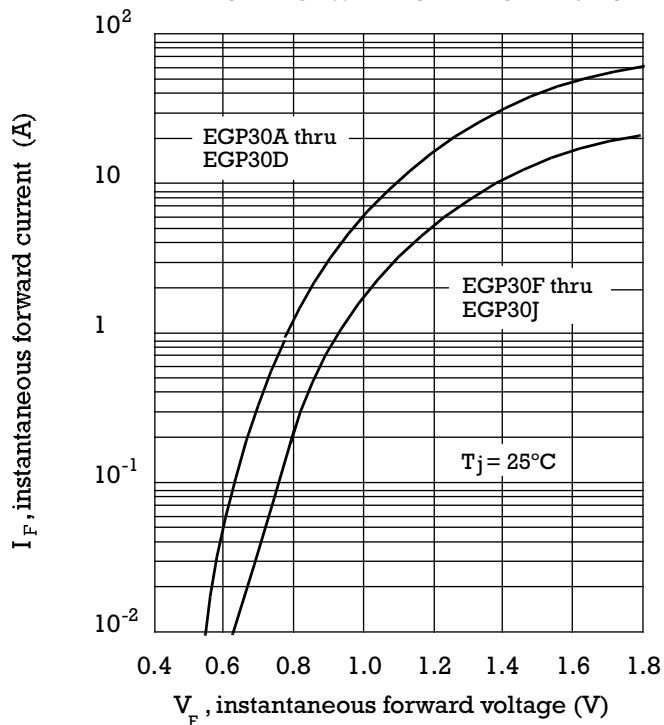
$V_F$	Max. forward voltage drop at $I_F = 3\text{ A}$	0.95 V	1.25 V
$I_R$	Max. reverse current at $V_{RRM}$ at 25 °C at 150 °C	5 $\mu\text{ A}$ 50 $\mu\text{ A}$	
$R_{thj-a}$	Max. thermal resistance (l = 10 mm.)	30 °C/W	

## Rating And Characteristic Curves

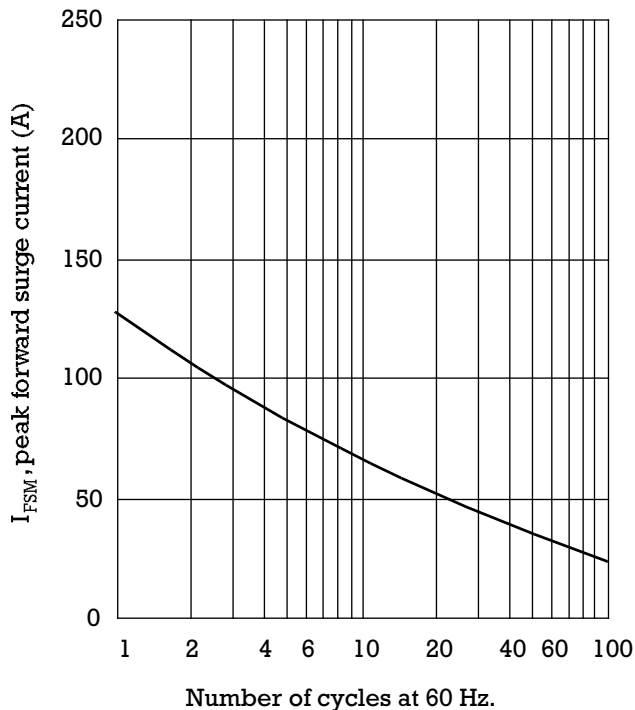
FORWARD CURRENT DERATING CURVE



TYPICAL FORWARD CHARACTERISTIC



MAXIMUM NON REPETITIVE PEAK FORWARD SURGE CURRENT



TYPICAL JUNCTION CAPACITANCE

