

FLL21E040IK


High Voltage - High Power GaAs FET

FEATURES

- High Voltage Operation : VDS=28V
- High Gain: 15dB(typ.) at Pout=40dBm(Avg.)
- Broad Frequency Range : 2100 to 2200MHz
- Proven Reliability

DESCRIPTION

The FLL21E040IK is a high power GaAs FET that offers high efficiency, ease of matching, greater consistency and broad bandwidth for high power L-band amplifiers. This device is target for high voltage, low current operation in digitally modulated base station amplifiers. This product is ideally suited for W-CDMA base station amplifiers while offering high gain, long term reliability and ease of use.



ABSOLUTE MAXIMUM RATINGS

Item	Symbol	Condition	Rating	Unit
Drain-Source Voltage	VDS	Tc=25°C	32	V
Gate-Source Voltage	VGS		-3	V
Total Power Dissipation	Pt		83.3	W
Storage Temperature	Tstg		-65 to +175	°C
Channel Temperature	Tch		200	°C

RECOMMENDED OPERATING CONDITION (Case Temperature Tc=25°C)

Item	Symbol	Condition	Limit	Unit
DC Input Voltage	VDS		<28	V
Forward Gate Current	IGF	RG=2 Ω	<176	mA
Reverse Gate Current	IGR	RG=2 Ω	>-15.9	mA
Channel Temperature	Tch		155	°C

ELECTRICAL CHARACTERISTICS (Case Temperature Tc=25°C)

Item	Symbol	Condition	Limit			Unit
			min.	Typ.	Max.	
Pinch-Off Voltage	Vp	VDS=5V IDS=150mA	-0.1	-0.2	-0.5	V
Gate-Source Breakdown Voltage	VGS0	IGS=-1.5mA	-5	-	-	V
3rd Order Intermodulation Distortion	IM3	VDS=28V	-	-35	-31	dBc
Power Gain	Gp	IDS(DC)=500mA	14.0	15.0	-	dB
Drain Efficiency	ηd	Pout=40dBm(Avg.)	-	26	-	%
Adjacent Channel Leakage Power Ratio	ACLRL	note	-	-36	-	dBc
Thermal Resistance	Rth	Channel to Case	-	1.6	1.8	°C/W

Note 1 : IM3 ACLR and Gain test condition as follows:

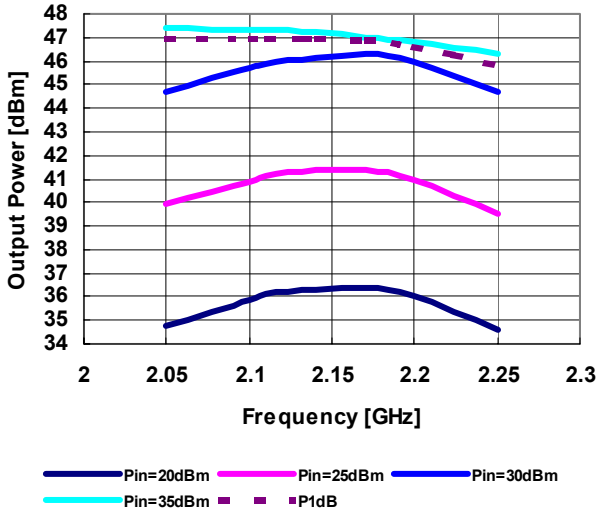
IM3 & Gain : fo=2.1325GHz, f1=2.1475GHz W-CDMA(3GPP3.4 12-00) BS-1 64ch non clipping modulation measured over 3.84MHz at fo-15MHz and f1+15MHz.

ACLR : fo=2.1325GHz W-CDMA(3GPP3.4 12-00) BS-1 64ch non clipping modulation, measured over 3.84MHz at fo+/-5MHz.

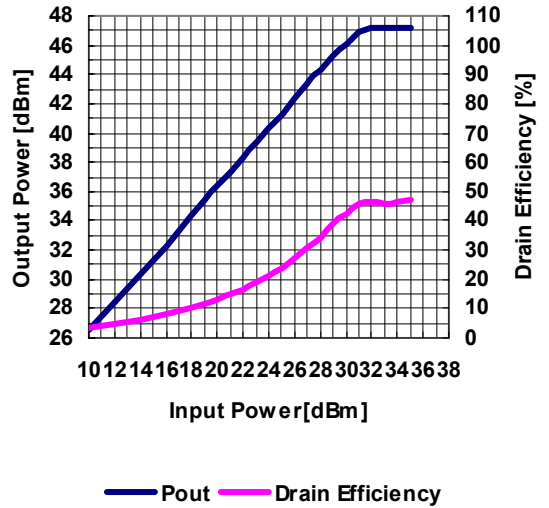
FLL21E040IK

High Voltage - High Power GaAs FET

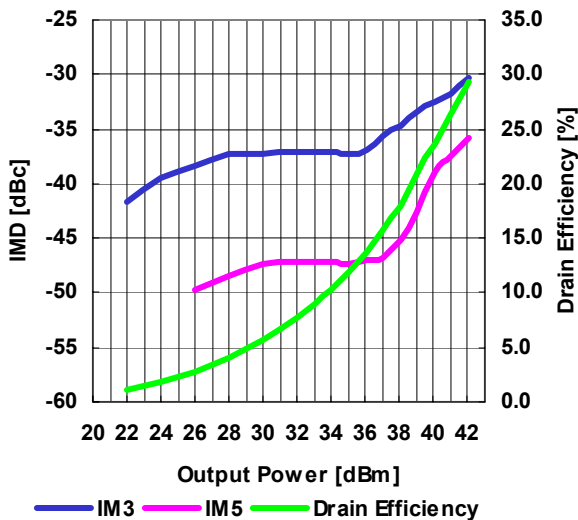
Output Power vs. Frequency
@VDS=28V, IDS=500mA



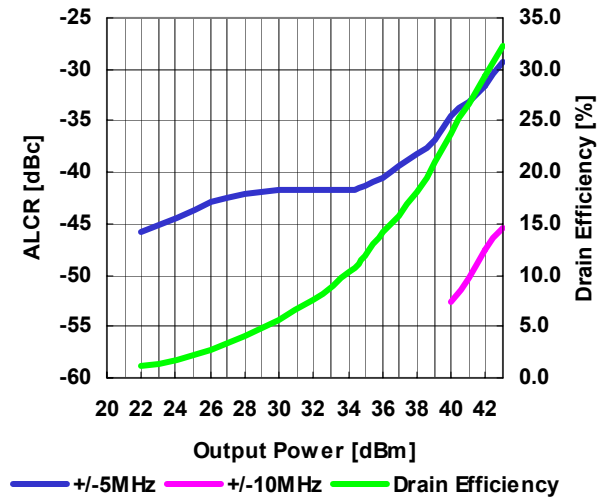
Output Power & Drain Efficiency vs. Input Power
@VDS=28V, IDS=500mA f=2.14GHz



Two-Carrier IMD(ACLR) & Drain Efficiency vs. Output Power
@VDS=28V IDS=500mA fo=2.1325, f1=2.1475GHz
W-CDMA 3-GPP BS-1 64ch Modulation



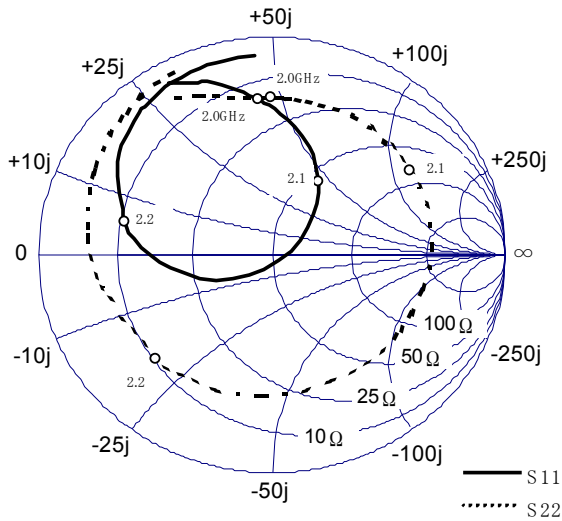
Single-Carrier ACLR & Drain Efficiency vs. Output Power
@VDS=28V IDS=500mA fo=2.1325GHz
W-CDMA 3GPP BS-1 64ch Modulation



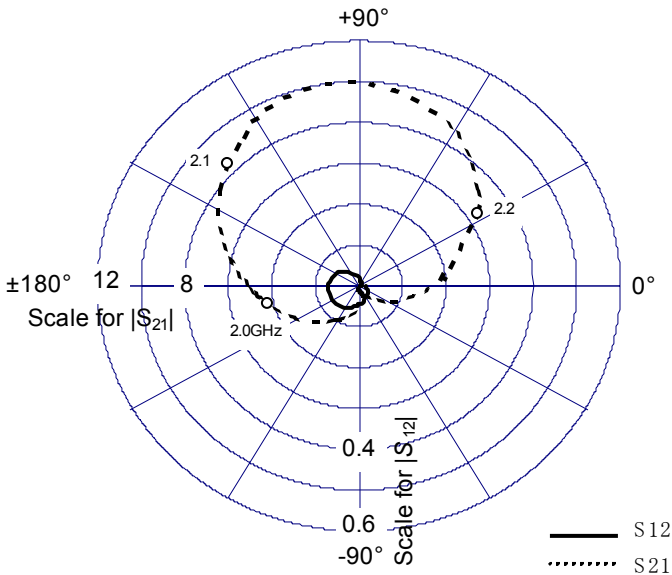
FLL21E040IK

High Voltage - High Power GaAs FET

S-Parameters @VDS=28V, IDS=500mA, f=1.7 to 3 GHz



f(freq)(GHz)	S11(mag)	S11(ang)	S21(mag)	S21(ang)	S12(mag)	S12(ang)	S22(mag)	S22(ang)
0.1	0.953	174.7	2.608	176.3	0.001	70.7	0.565	-153.1
0.2	0.889	171.9	4.640	130.1	0.002	65.7	0.851	-165.1
0.3	0.895	172.6	3.664	71.9	0.004	20.9	0.850	-178.9
0.4	0.931	169.8	2.268	39.5	0.002	22.6	0.838	177.2
0.5	0.938	166.2	1.511	20.1	0.002	10.9	0.855	173.8
1	0.948	149.4	0.614	-29.3	0.004	27.4	0.913	153.8
1.1	0.953	146.0	0.588	-37.3	0.005	32.1	0.906	149.7
1.2	0.952	142.3	0.597	-44.5	0.006	24.5	0.907	145.6
1.3	0.948	138.4	0.624	-52.9	0.006	31.8	0.907	141.3
1.4	0.944	133.8	0.689	-61.7	0.007	28.9	0.903	136.8
1.5	0.943	129.6	0.799	-72.1	0.009	13.0	0.889	131.4
1.6	0.920	124.8	0.964	-83.5	0.011	5.0	0.855	125.8
1.7	0.905	119.3	1.243	-97.0	0.014	-4.4	0.828	119.6
1.8	0.858	112.8	1.718	-114.1	0.018	-21.8	0.794	112.9
1.9	0.807	105.3	2.575	-136.9	0.026	-41.4	0.743	104.5
1.95	0.768	101.1	3.263	-151.0	0.030	-57.4	0.727	98.8
2	0.714	94.9	4.253	-168.2	0.038	-74.7	0.721	90.1
2.05	0.625	83.9	5.890	169.2	0.050	-97.1	0.722	73.3
2.1	0.388	59.6	8.431	135.3	0.066	-132.4	0.706	33.0
2.11	0.304	50.9	9.088	125.7	0.069	-141.9	0.698	19.4
2.12	0.199	38.9	9.530	115.7	0.072	-152.1	0.684	3.3
2.13	0.082	11.6	9.900	104.5	0.071	-163.8	0.665	-14.6
2.14	0.076	-116.4	9.952	92.4	0.073	-174.9	0.652	-35.0
2.15	0.204	-147.0	9.710	80.5	0.068	172.1	0.641	-55.9
2.16	0.328	-161.3	9.243	68.8	0.064	160.5	0.640	-76.1
2.17	0.438	-172.0	8.617	58.1	0.059	151.0	0.647	-94.5
2.18	0.523	179.6	7.824	48.7	0.051	140.7	0.662	-111.0
2.19	0.598	172.6	7.157	40.2	0.047	132.6	0.673	-124.3
2.2	0.648	166.5	6.453	32.8	0.040	124.9	0.691	-135.8
2.25	0.788	147.2	3.966	5.9	0.023	96.9	0.753	-171.7
2.3	0.836	137.6	2.609	-10.9	0.014	75.7	0.796	170.6
2.35	0.862	130.9	1.839	-24.0	0.010	64.0	0.828	159.6
2.4	0.877	126.5	1.364	-34.2	0.006	43.1	0.853	151.9
2.5	0.901	119.0	0.826	-49.5	0.003	10.9	0.883	141.3
2.6	0.910	112.6	0.558	-62.6	0.004	17.9	0.899	133.6
2.7	0.913	107.8	0.401	-73.0	0.002	-3.1	0.909	127.7
2.8	0.917	103.2	0.305	-81.7	0.001	-5.4	0.925	122.5
2.9	0.918	99.0	0.243	-90.1	0.002	-12.9	0.934	117.9
3	0.920	94.8	0.206	-96.9	0.002	-25.9	0.937	114.2

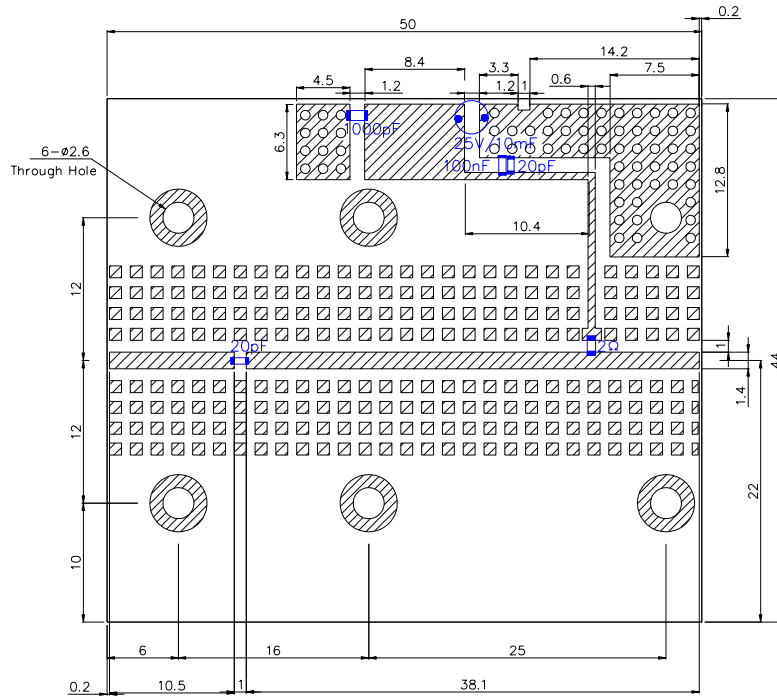


FLL21E040IK

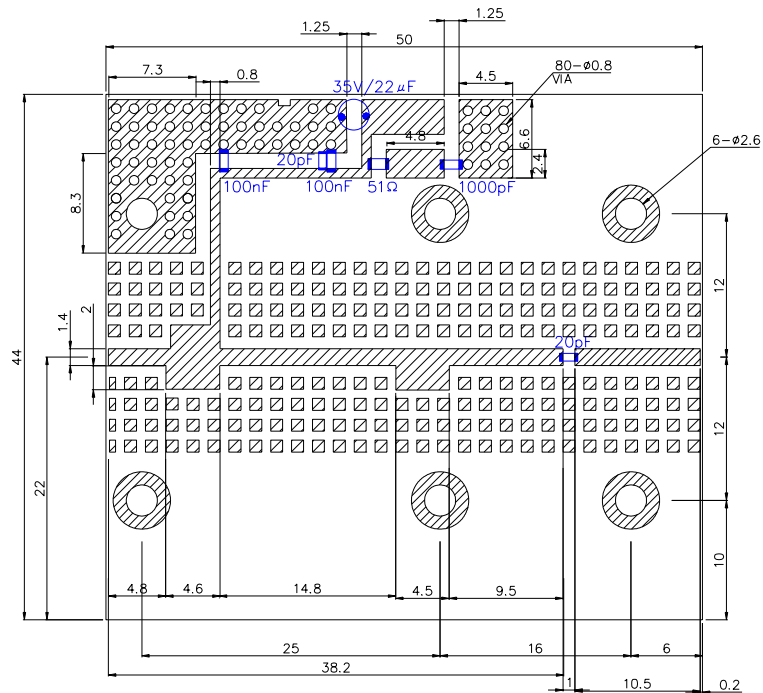
High Voltage - High Power GaAs FET

BOARD LAYOUT

<INPUT SIDE>



<OUTPUT SIDE>

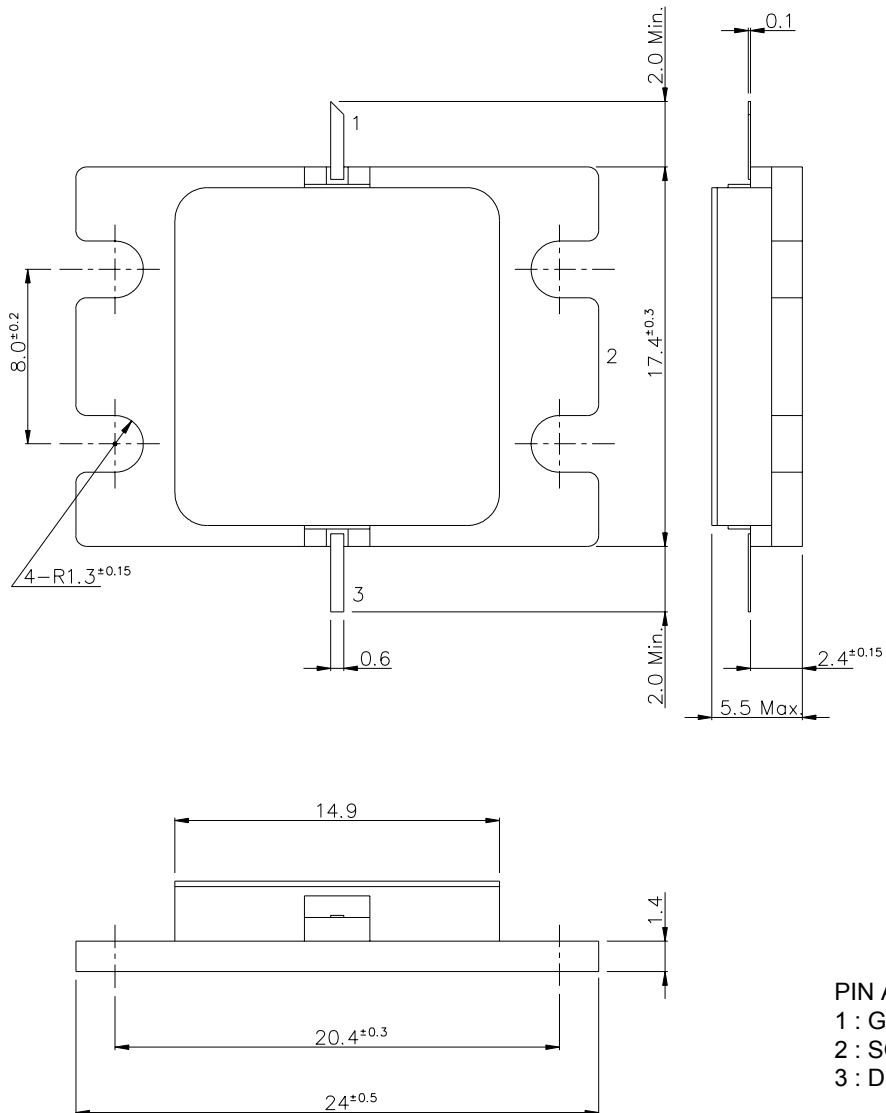


$\epsilon_r=3.5$ $t=0.6\text{mm}$

FLL21E040IK

High Voltage - High Power GaAs FET

IK Package Outline Metal-Ceramic Hermetic Package



PIN ASSIGMENT
1 : GATE
2 : SOURCE(Flange)
3 : DRAIN

Unit:mm

FLL21E040IK

High Voltage - High Power GaAs FET

For further information please contact :

Eudyna Devices USA Inc.

2355 Zanker Rd.
San Jose, CA 95131-1138, U.S.A.
TEL: (408) 232-9500
FAX: (408) 428-9111
www.us.eudyna.com

Eudyna Devices Europe Ltd.

Network House
Norreys Drive
Maidenhead, Berkshire SL6 4FJ
United Kingdom
TEL: +44 (0) 1628 504800
FAX: +44 (0) 1628 504888

Eudyna Devices Asia Pte. Ltd.

Hong Kong Branch
Rm.1101, Ocean Centre, 5 Canton Road
Tsim Sha Tsui, Kowloon, Hong kong
TEL: +852-2377-0227
FAX: +852-2377-3921

Eudyna Devices Inc.

1000 Kamisukiahara, showa-cho
Nakakomagun, Yamanashi
409-3883, Japan
(Kokubo Industrial Park)
TEL +81-55-275-4411
FAX +81-55-275-9461

Sales Division

1, Kanai-cho, Sakae-ku
Yokohama, 244-0845, Japan
TEL +81-45-853-8156
FAX +81-45-853-8170

CAUTION

Eudyna Devices Inc. products contain **gallium arsenide (GaAs)** which can be hazardous to the human body and the environment. For safety, observe the following procedures:

- Do not put these products into the mouth.
- Do not alter the form of this product into a gas, powder, or liquid through burning, crushing, or chemical processing as these by-products are dangerous to the human body if inhaled, ingested, or swallowed.
- Observe government laws and company regulations when discarding this product. This product must be discarded in accordance with methods specified by applicable hazardous waste procedures.

Eudyna Devices Inc. reserves the right to change products and specifications without notice. The information does not convey any license under rights of Eudyna Devices Inc. or others.

© 2004 Eudyna Devices USA Inc.
Printed in U.S.A.