

1:4 Flux Coupled Step up Transformer

1 - 350 MHz

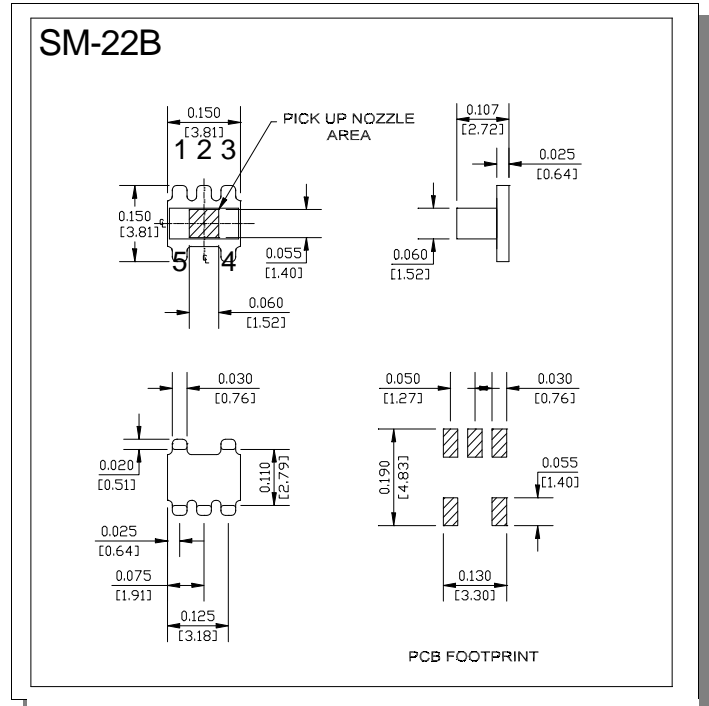

MABACT0011

Features:

- Surface Mount
- 1:4 Impedance
- CT on Secondary
- Available on tape & reel

Description

M/A-COM's MABACT0011 is a 1:4 RF flux coupled step-up transformer in a low cost, surface mount package. Ideally suited for high volume cellular and CATV/ Broadband applications



Dimensions in inches [mm] Tolerance: .xx ± .02, .xxx ± .010

Ordering Information

Part Number	Package
MABACT0011	Tape & Reel

Electrical Specifications: 25°C, Impedance = 75 Ohms

Parameter	Frequency (MHz)	Units	Minimum	Typical	Maximum
Frequency Range	1 - 350				
Insertion Loss	5-100	dB	-	0.8	1.0
Insertion Loss	2-300	dB	-	1.6	2.0
Insertion Loss	1-350	dB	-	2.0	3.0
Amplitude Unbalance	5-100	dB	-	-	0.1
Amplitude Unbalance	1-350	dB	-	-	0.5
Phase Unbalance	5-100	°	-	-	1
Phase Unbalance	1-350	°	-	-	5

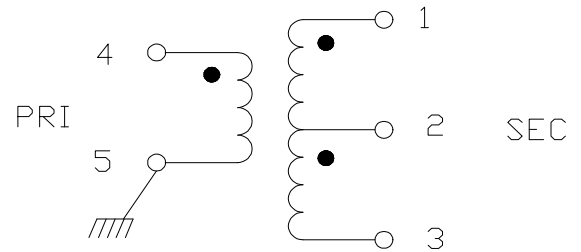
Absolute Maximum Ratings

Parameter	Maximum
RF input power	250mW
DC current	30mA
Operating temperature	-40°C - +85°C
Storage temperature	-40°C - +85°C

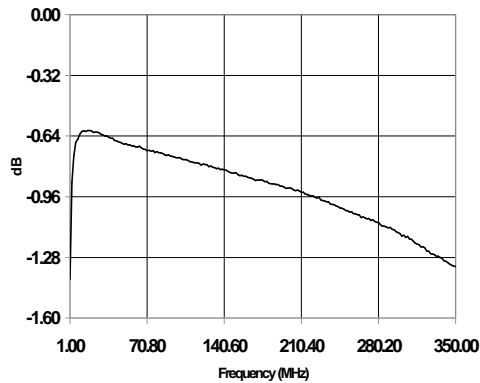
Pin Configuration

Function	Pin #
Secondary	3
Secondary CT	2
Secondary Dot	1
Primary Dot	4
Primary	5

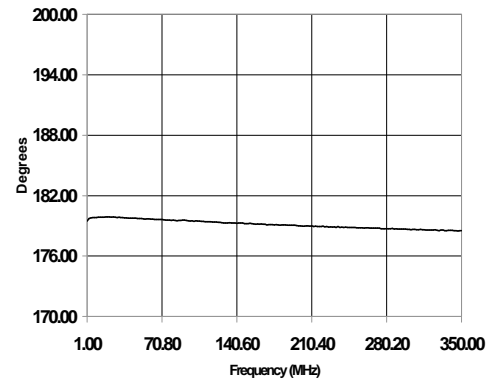
Schematic



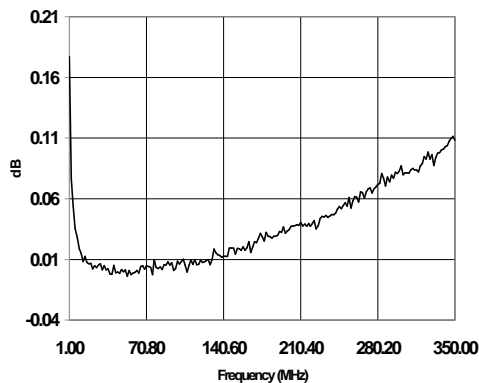
Insertion Loss Port



Phase Balance



Amplitude Unbalance



Specification subject to change without notice.

North America: (800) 366-2266

Asia/Pacific: +81-44-844-8296

Europe: +44 (1344) 869 595

Visit www.macom.com for additional datasheets and information.