



CHENYI ELECTRONICS

# KBL005 THRU KBL10

## SINGLE PHASE GLASS BRIDGE RECTIFIER

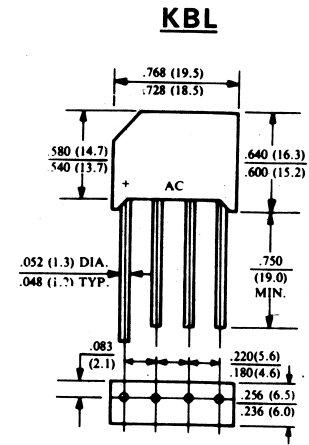
Voltage: 50 TO 1000V CURRENT:4.0A

### FEATURES

- Ideal for printed circuit board
- Surge overload rating: 200A peak
- High case dielectric strength

### MECHANICAL DATA

- Terminal:** Plated leads solderable per MIL-STD 202E, method 208C
- Case:** UL-94 Class V-0 recognized Flame Retardant Epoxy
- Polarity:** Polarity symbol marked on body
- Mounting position:** any



Dimensions in inches and (millimeters)

### MAXIMUM RATINGS AND ELECTRICAL CHARACTERISTICS

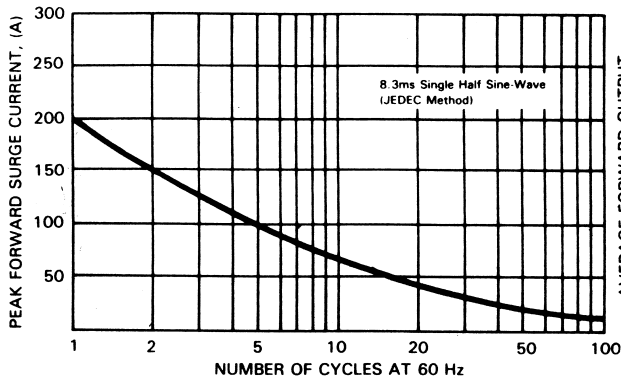
(Single-phase, half-wave, 60HZ, resistive or inductive load rating at 25 °C , unless otherwise stated,

for capacitive load, derate current by 20%)

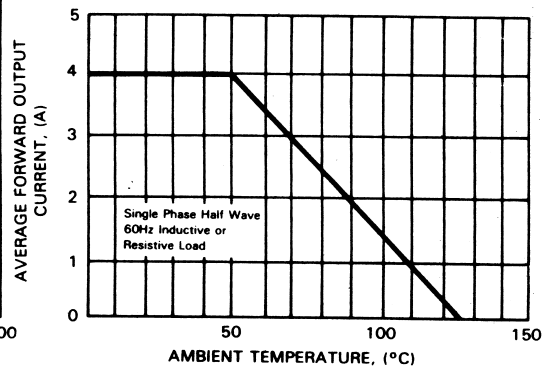
	SYMBOL	KBL 005	KBL 01	KBL 02	KBL04	KBL 06	KBL 08	KBL 10	units
Maximum Recurrent Peak Reverse Voltage	Vrrm	50	100	200	400	600	800	1000	V
Maximum RMS Voltage	Vrms	35	70	140	280	420	560	700	V
Maximum DC blocking Voltage	Vdc	50	100	200	400	600	800	1000	V
Maximum Average Forward Rectified current at Ta=50 °C	If(av)	4.0							A
Peak Forward Surge Current 8.3ms single half sine-wave superimposed on rated load	Ifsm	200							A
Maximum Instantaneous Forward Voltage at forward current 4.0A DC	Vf	1.1							V
Maximum DC Reverse Voltage Ta=25 °C at rated DC blocking voltage Ta=100 °C	Ir	10.0							μ A
		1.0							m A
Operating Temperature Range	Tj	-55 to +125							°C
Storage and operation Junction Temperature	Tstg	-55 to +150							°C

**RATINGS AND CHARACTERISTIC CURVES KBL005 THRU KBL10**

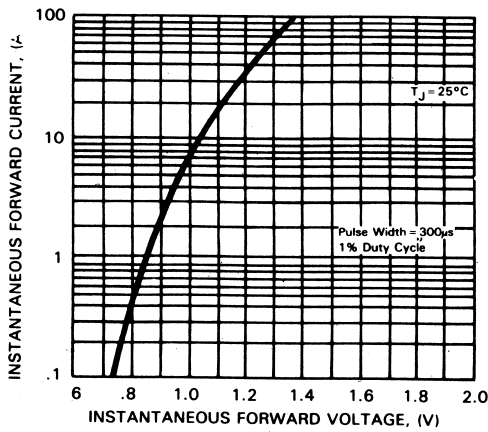
**FIG.1-MAXIMUM NON-REPETITIVE FORWARD SURGE CURRENT**



**FIG.2-TYPICAL FORWARD CURRENT DERATING CURVE**



**FIG.3-TYPICAL INSTANTANEOUS FORWARD CHARACTERISTICS**



**FIG.4-TYPICAL REVERSE CHARACTERISTICS**

