


CMLD6263DO
SURFACE MOUNT PICOmini™
DUAL OPPOSING
HIGH VOLTAGE
SILICON SCHOTTKY DIODES

Central™

Semiconductor Corp.

FEATURES:

- DUAL OPPOSING (DO) SCHOTTKY DIODES
- HIGH VOLTAGE (70V)
- LOW FORWARD VOLTAGE
- GALVANICALLY ISOLATED



DESCRIPTION:

The Central Semiconductor CMLD6263DO incorporates two galvanically isolated, High Voltage, low V_F Silicon Diodes with an opposing Anode/Cathode configuration, in a space saving SOT-563 surface mount package. These diodes are designed for fast switching applications requiring a low forward voltage drop.

MARKING CODE: 630

MAXIMUM RATINGS: ($T_A=25^\circ\text{C}$)

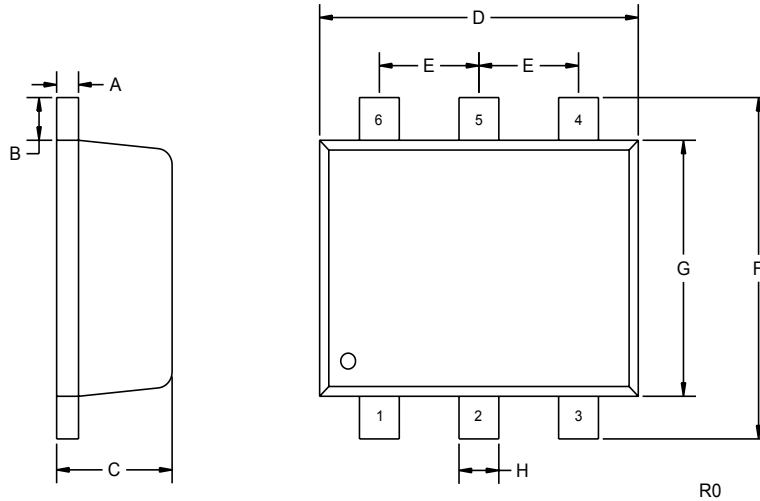
	SYMBOL		UNITS
Peak Repetitive Reverse Voltage	V_{RRM}	70	V
Continuous Forward Current	I_F	15	mA
Forward Surge Current, $t_p=1.0$ s	I_{FSM}	50	mA
Power Dissipation	P_D	250	mW
Operating and Storage			
Junction Temperature	T_J, T_{stg}	-65 to +150	$^\circ\text{C}$
Thermal Resistance	Θ_{JA}	500	$^\circ\text{C/W}$

ELECTRICAL CHARACTERISTICS PER DIODE: ($T_A=25^\circ\text{C}$)

SYMBOL	TEST CONDITIONS	MIN	TYP	MAX	UNITS
I_R	$V_R=50\text{V}$		98	200	nA
BV_R	$I_R=10\mu\text{A}$	70			V
V_F	$I_F=1.0\text{mA}$		395	410	mV
C_T	$V_R=0\text{V}, f=1.0\text{MHz}$			2.0	pF
t_{rr}	$I_R=I_F=10\text{mA}, I_{rr}=1.0\text{mA}, R_L=100\Omega$			5.0	ns

R1 (13-November 2002)

SOT-563 CASE - MECHANICAL OUTLINE



LEAD CODE:

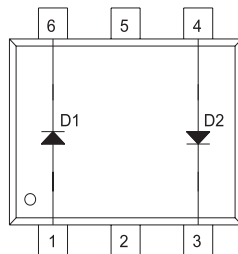
- 1) ANODE D1
- 2) NC
- 3) CATHODE D2
- 4) ANODE D2
- 5) NC
- 6) CATHODE D1

MARKING CODE: 630

SYMBOL	DIMENSIONS			
	INCHES		MILLIMETERS	
	MIN	MAX	MIN	MAX
A	0.004	0.007	0.10	0.18
B	0.008		0.20	
C	0.022	0.024	0.56	0.60
D	0.059	0.067	1.50	1.70
E	0.020		0.50	
F	0.061	0.067	1.55	1.70
G	0.047		1.20	
H	0.006	0.012	0.15	0.30

SOT-563 (REV: R0)

Dual Opposing Configuration



R1 (13-November 2002)