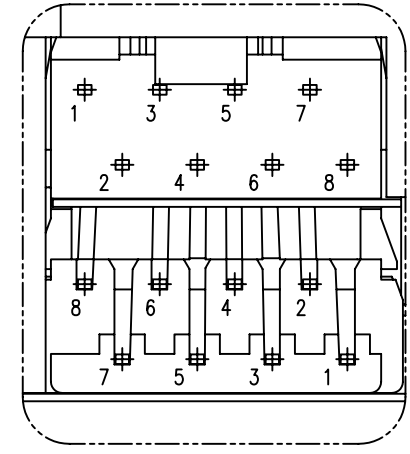
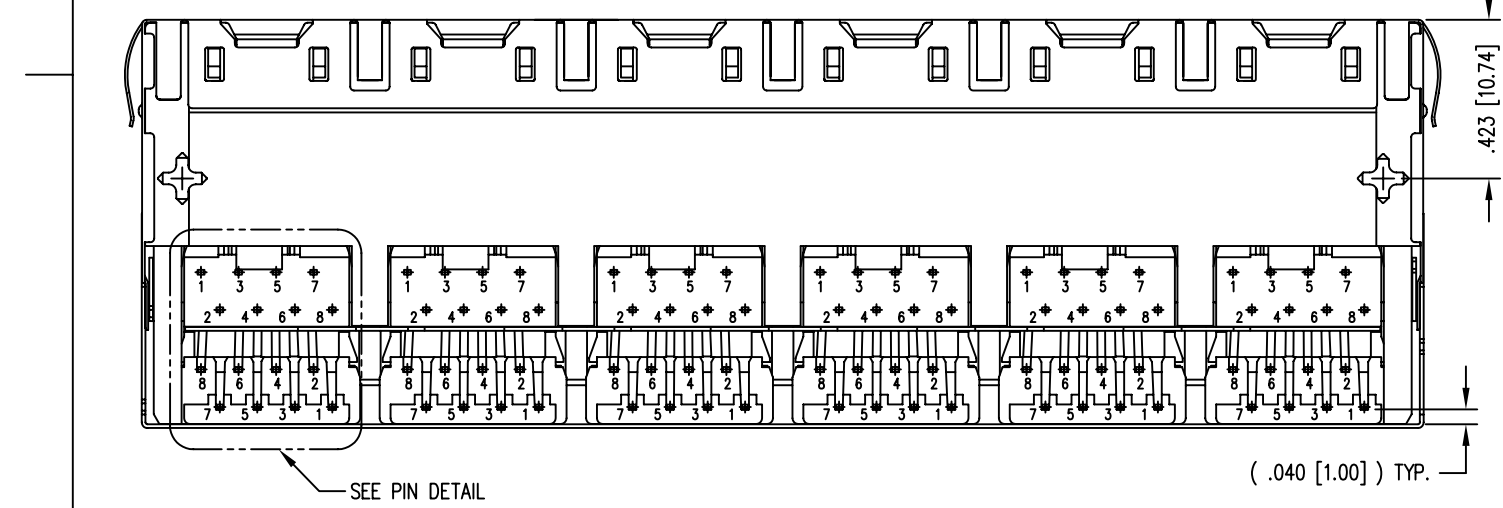
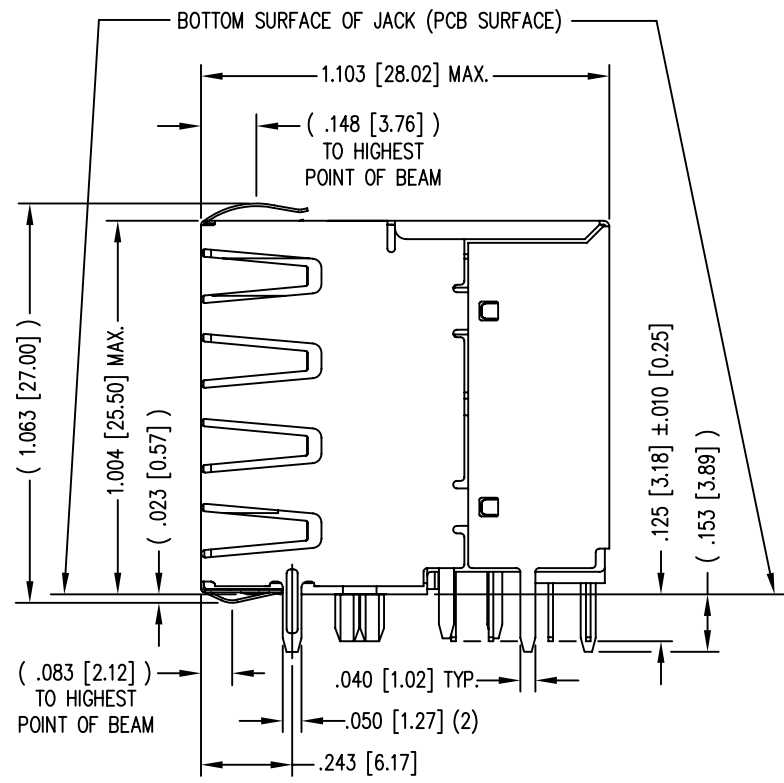
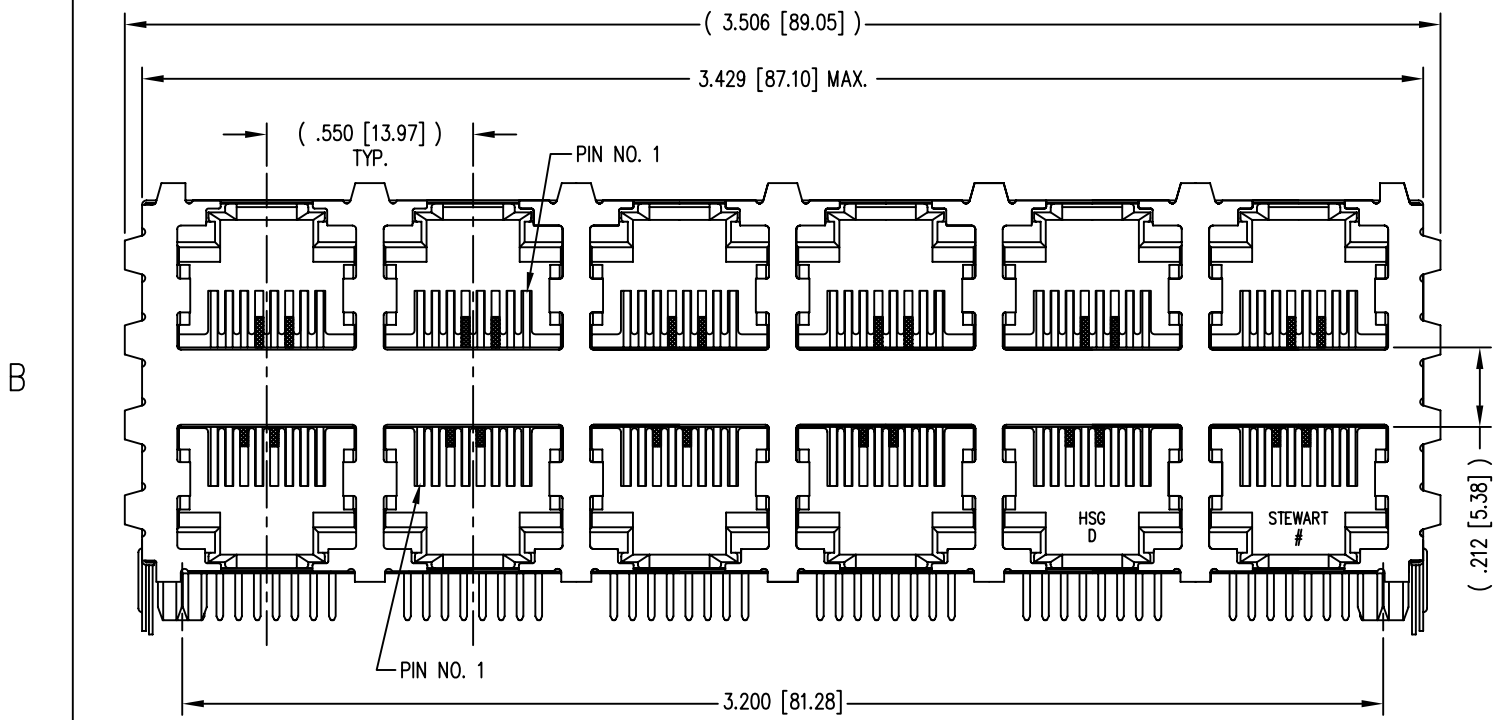
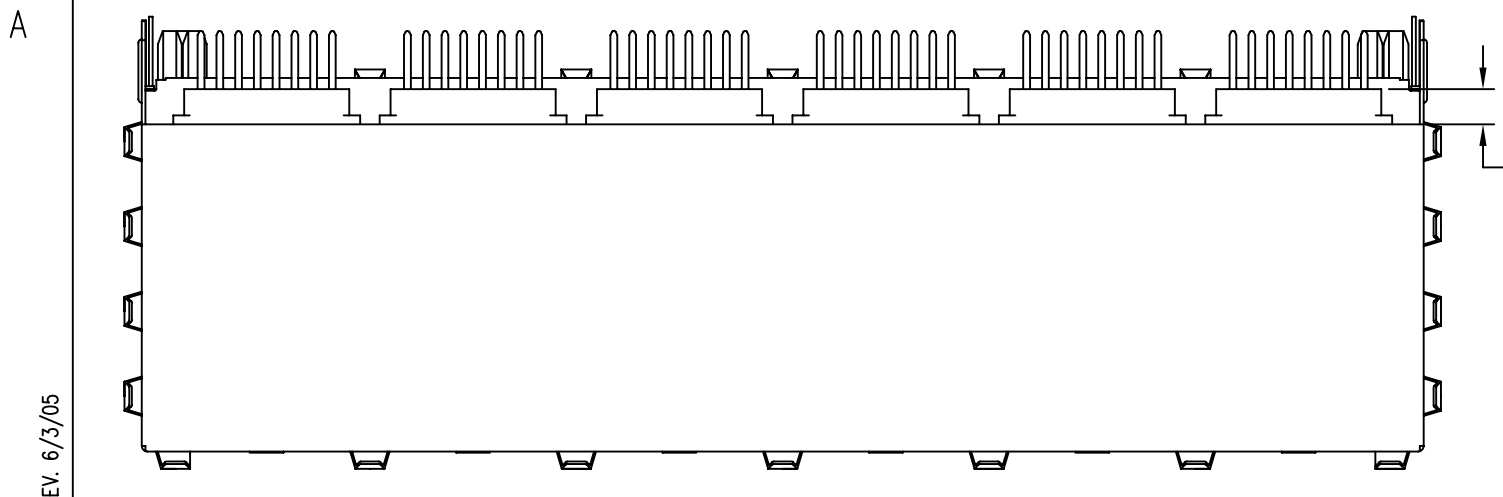


| DATE    | REV | ECN  | APP'D. BY |
|---------|-----|------|-----------|
| 2/3/06  | A2  | 7458 | JM        |
| 6-27-06 | A3  | 7581 | TRM       |
|         |     |      |           |



- NOTES:
- CONNECTOR MATERIALS:  
HOUSING: THERMOPLASTIC UL94 V-0  
CONTACTS/SHIELD: COPPER ALLOY  
CONTACT PLATING: SELECTIVE GOLD IN CONTACT AREA  
SEE CHART FOR PART NUMBER  
SHIELD PLATING: NICKEL OR TIN
  - FOR PRODUCT SPECIFICATION SEE PR022-01.
  - DIMENSIONS AND TOLERANCES COMPLY WITH FCC/CFR 47, PART 68.
  - THE SUGGESTED PANEL OPENING IS INTENDED TO GIVE USER THE ABILITY TO HAVE REASONABLE JACK/PANEL CLEARANCES, YET MAINTAIN GROUNDING CAPABILITY. THESE VARIABLES CAN BE ADJUSTED IN EITHER DIRECTION BUT MAY CARRY SOME CONSEQUENCES IN THE FORM OF LOWER MATING FORCES OR TIGHTER ASSEMBLY TOLERANCES.
  - DESIGNED FOR CATEGORY 5/5e APPLICATIONS.

|                                |              |
|--------------------------------|--------------|
| 50 MICRO-INCHES [1.27um]       | SS-73100-001 |
| CONTACT PLATING IN MATING AREA | PART NUMBER  |



THIRD ANGLE PROJECTION

DO NOT SCALE DRAWING  
DRAWING IS SUBJECT TO CHANGE WITHOUT NOTICE

DIMENSIONS: INCHES [METRIC]

UNLESS OTHERWISE SPECIFIED  
TOLERANCES ARE ±.005 [0.13]  
ANGLES ARE ± 1°

SHEET NO. 1 OF 2



# Bel Stewart Connector

11118 Susquehanna Trail South  
Glen Rock, PA 17327-9199  
(717) 235-7512 Fax: (717) 235-7954 <http://www.stewartconnector.com>

TITLE: HIGH PERFORMANCE SHIELDED STACK JACK, 12 PORTS (6 ON 6) EIGHT CONTACT, EIGHT POSITION, 50 MICRO INCHES GOLD

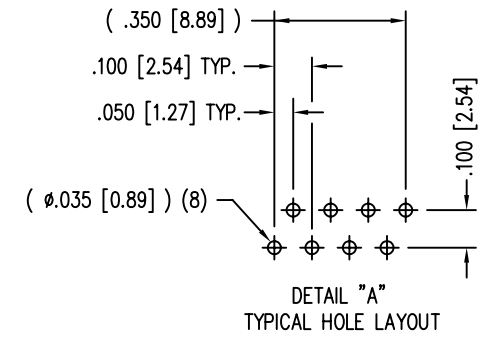
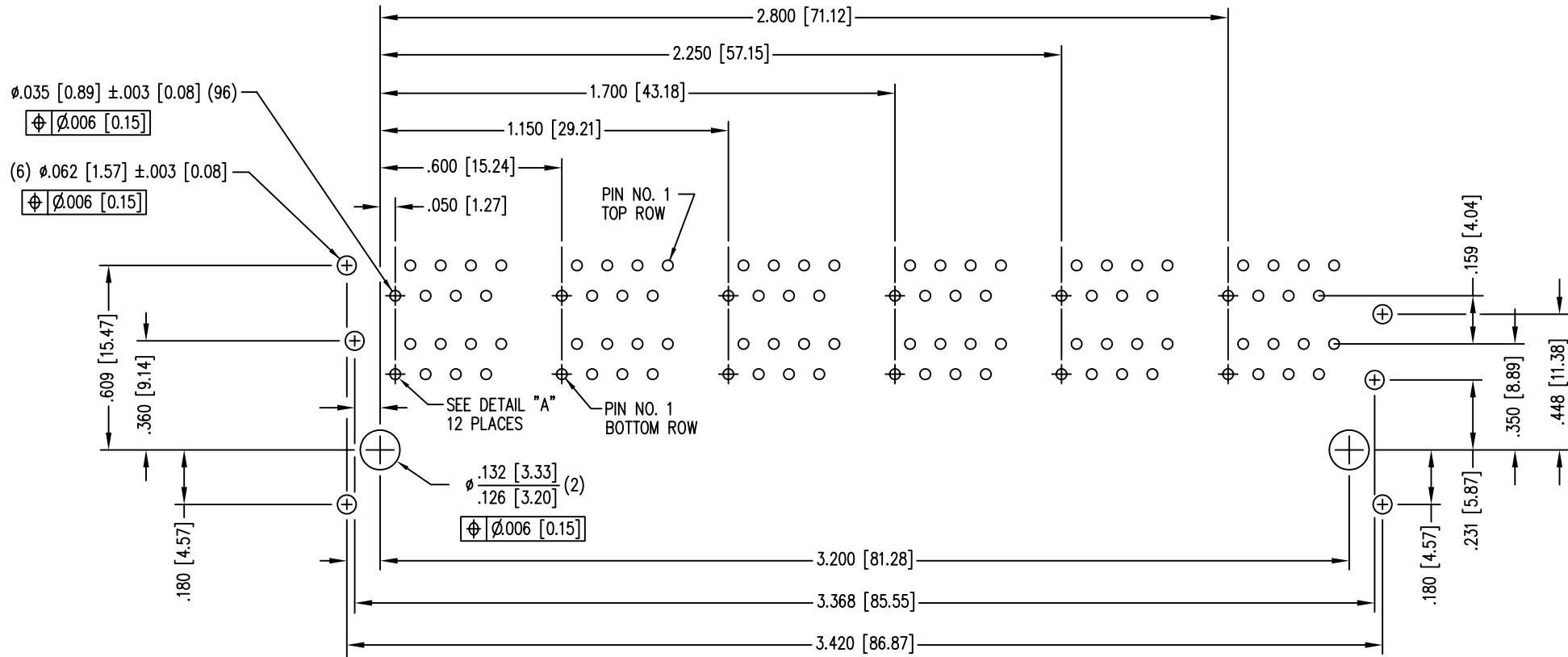
THIS DRAWING AND THE SUBJECT MATTER SHOWN THEREON ARE CONFIDENTIAL AND THE PROPRIETARY PROPERTY OF BEL STEWART CONNECTOR AND SHALL NOT BE REPRODUCED, COPIED, OR USED IN ANY MANNER WITHOUT PRIOR WRITTEN CONSENT OF BEL STEWART CONNECTOR. THE SUBJECT MATTER MAY BE PATENTED OR A PATENT MAY BE PENDING.

|                  |               |
|------------------|---------------|
| DRN BY: KRL      | DATE: 2/3/06  |
| APPD BY: TRM     | DATE: 6-27-06 |
| DWG NO. CT730042 | REV. A3       |

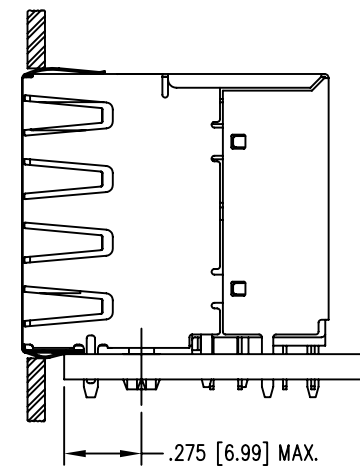
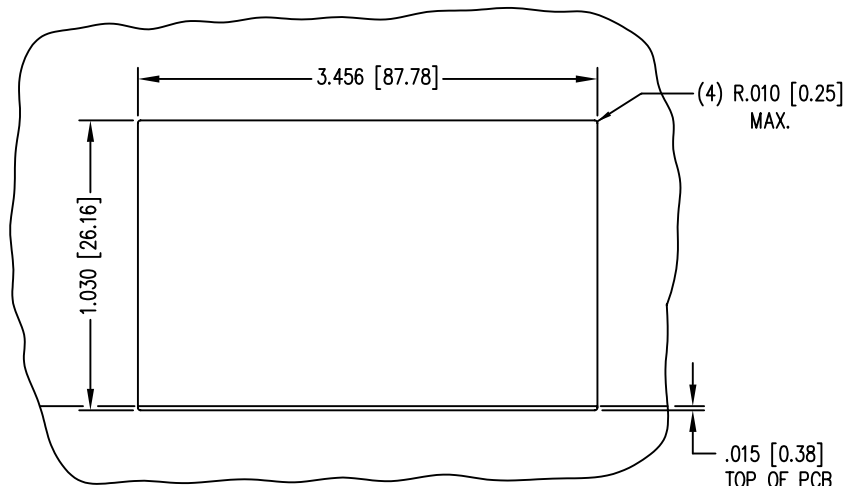
REV. 6/3/05

B

B



P.C.B. RECOMMENDED HOLE LAYOUT  
 SEEN FROM COMPONENT SIDE  
 ALL CENTERLINE DIMENSIONS ARE BASIC.



|  |        |
|--|--------|
| THIRD ANGLE PROJECTION   |        |
|  |        |
| DO NOT SCALE DRAWING<br>DRAWING IS SUBJECT TO<br>CHANGE WITHOUT NOTICE       |        |
| DIMENSIONS: INCHES [METRIC]  |        |
| UNLESS OTHERWISE SPECIFIED<br>TOLERANCES ARE ±.005 [0.13]<br>ANGLES ARE ± 1° |        |
| SHEET NO.  | 2 OF 2 |

|   |          |      |         |
|---|----------|------|---------|
| <h1>Bel Stewart Connector</h1>  |          |      |         |
| 11118 Susquehanna Trail South<br>Glen Rock, PA 17327-9199<br>(717) 235-7512 Fax: (717) 235-7954 <a href="http://www.stewartconnector.com">http://www.stewartconnector.com</a> |          |      |         |
| TITLE: HIGH PERFORMANCE SHIELDED STACK JACK, 12 PORTS (6 ON 6)<br>EIGHT CONTACT, EIGHT POSITION, 50 MICRO INCHES GOLD   |          |      |         |
| DRN BY:   | KRL      | DATE | 2/3/06  |
| APPD BY:  | TRM      | DATE | 6-27-06 |
| DWG NO.   | CT730042 | REV. | A3      |

A

A

REV. 6/3/05