

M6027 & M6028 Series

3.2 x 5 mm, 3.0 Volt, Clipped Sinewave, TCXO/TCVCXO

- Ultra-miniature size
- Ideal for handheld and portable devices



Ordering Information

M6027/M6028 1 H F S N 00.0000 MHz

Product Series
M6027 = TCXO
M6028 = TCVCXO

Temperature Range
1: 0°C to +70°C 6: -20°C to +70°C
8: 0°C to +50°C A: -10°C to +60°C
F: -30°C to +75°C

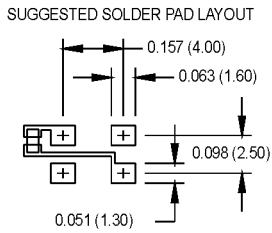
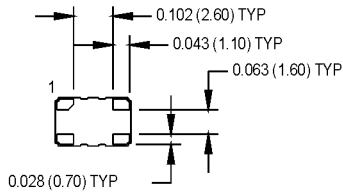
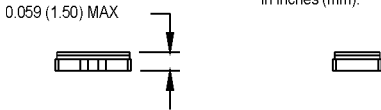
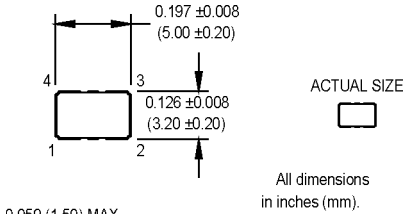
Stability
H: ±2.5 ppm L: ±5 ppm

Frequency Control
F: Fixed for TCXO
V: Voltage Tuned for TCVCXO

Output Type
S: Clipped Sinewave

Package/Lead Configurations
N: Leadless

Frequency (customer specified)



Pin Connections

PIN	FUNCTION
1	N/C or Control Voltage
2	Ground/Case
3	Output
4	+Vdd

	PARAMETER	Symbol				Units
	Electrical Specifications	Frequency Range	F	12.6 to 26		
Initial Frequency Tolerance @ +25°C			±0.5 (Vc = 1.5V)			ppm (M6028 only)
Frequency Stability Over Operating Temperature		ΔF/F	(See Ordering Information)			
Frequency vs. Supply Voltage			±0.3 max.			ppm
Frequency vs. Aging			±1.0/year max @ +25°C			ppm
Input Voltage		Vdd	+3.0 ±5%			V
Input Current		Idd	2 max.			mA
Output Type			Clipped Sinewave			
Output Level			0.8 pk-pk min.			V
Output Load			10K 10 pF			
Frequency Tuning			±5 to ±15 over control voltage range			ppm (M6028 only)
Control Voltage		Vc	1.5 ±1.0			V (M6028 only)
Phase Noise (Typical)		10 Hz	100 Hz	1 kHz	10 kHz	dBc/Hz
	-80	-110	-130	-145		
Environmental	Mechanical Shock		Per MIL-STD-202, Method 213, Condition C			
	Vibration		Per MIL-STD-202, Method 201 & 204			
	Wave Solder Conditions		See "Figure 2" on page 147			
	Hermeticity		Per MIL-STD-202, Method 112 (1 x 10 ⁻⁸ atm.cc/s of helium)			
	Solderability		Per EIAJ-STD-002			