SAWTEK INCORPORATED

Data Sheet

Std Low-Loss 140 MHz Bandpass Filter

24 MHz Bandwidth

Part Number 854923

Typical Performance

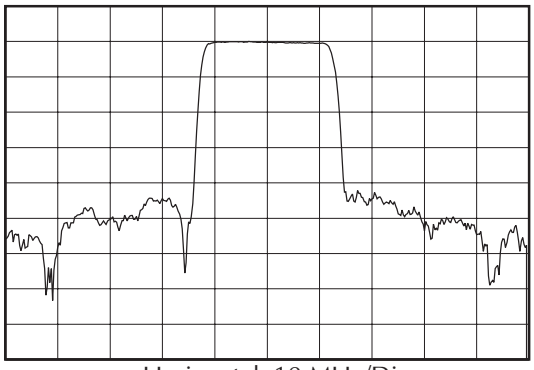

Horizontal: 10 MHz/Div
Vertical: 10 dB/Div

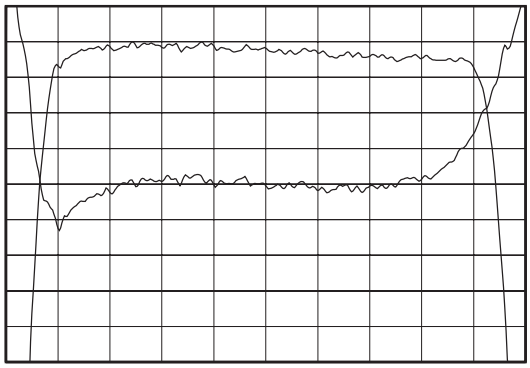

Horizontal: 2.8 MHz/Div
Vertical: 1 dB/Div
Vertical: 5 deg/Div

Specifications

Parameter	Unit	Minimum	Typical	Maximum
Center Frequency f_o	MHz	139.6	140	140.4
Insertion Loss at f_o	dB	-	11.329	13
1 dB Bandwidth	MHz	22	23.16	-
3 dB Bandwidth	MHz	23.9	24.26	-
35 dB Bandwidth	MHz	-	28.85	33.5
Passband Ripple(80% of 3dB BW)	dB	-	0.56	1
Phase Linearity(80% of 3dB BW)	degrees	-	6.1	14
Delay Variation(80% of 3dB BW)	nsec	-	34	100
Absolute Delay	µsec	-	0.8	-
Substrate Material	-	-	YZ $LiNbO_3$	-
Temperature Shift	ppm/°C	-	-94	-
Ambient Temperature	°C	-	25	-

Package Outline

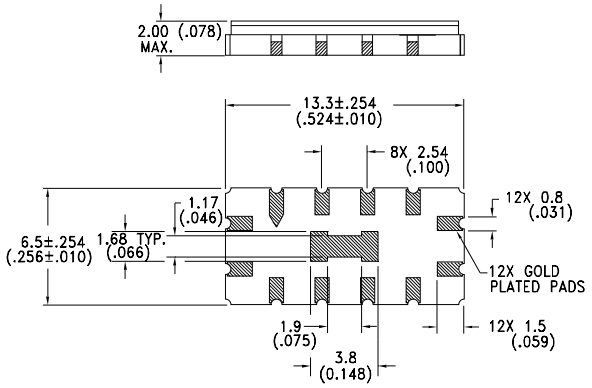

Matching Configuration

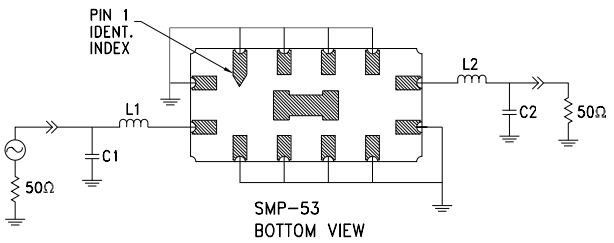

L1 = 100 nH, L2 = 120 nH
C1 = 15 pF, C2 = 15 pF
Nominal Source/Load Impedance = 50Ω
Package Style SMP-53

5/6/02

Sawtek Inc. Telephone: (407) 886-8860 Fax: (407) 886-7061