

EPZ3011G & EPZ3011G-LF

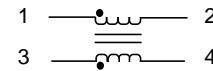
- Noise Suppression Choke
- 7.20 A Max. Rated Current
- Add “-LF” after part number for Lead Free
- 500 Vrms Isolation

Electrical Parameters @ 25° C

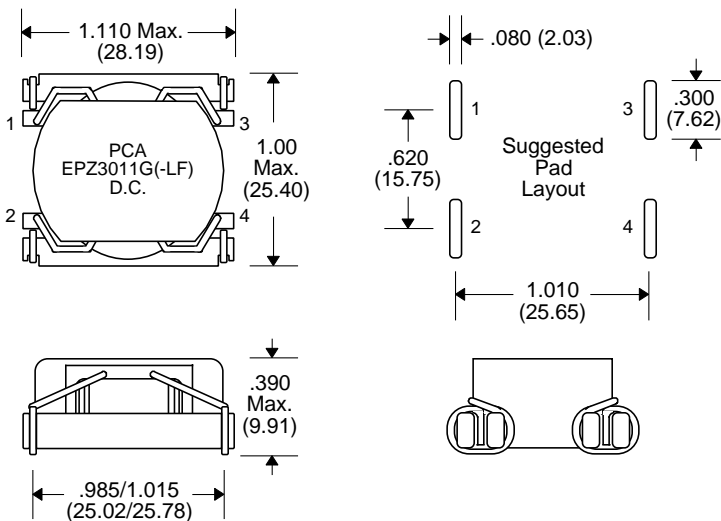
Inductance (mH ± 25%)	DCR (m Max.)	Turns Ratio	SRF (MHz Typ.)
@10 KHz, 0.1 Vrms	Matched with ± 5%		
.530	15	1 : 1	4.0
Pins 1-2, 3-4	Pins 1-2, 3-4	Pins 1-2 : 3-4	

Notes :	EPZ3011G	EPZ3011G-LF
1. Assembly Process (Solder Composition)	SnPb	Pb-Free
2. Peak Solder Rating (per IPC/JEDEC-J-STD-020C)	225°C	260°C
3. Moisture Sensitive Levels (MSL) (per IPC/JEDEC-J-STD-020C)	1 (Unlimited, 30°C/60%RH)	1 (Unlimited, 30°C/60%RH)
4. Weight	TBD grams	TBD grams
5. Packaging Information (Tube)	TBD pcs / tube	TBD pcs / tube

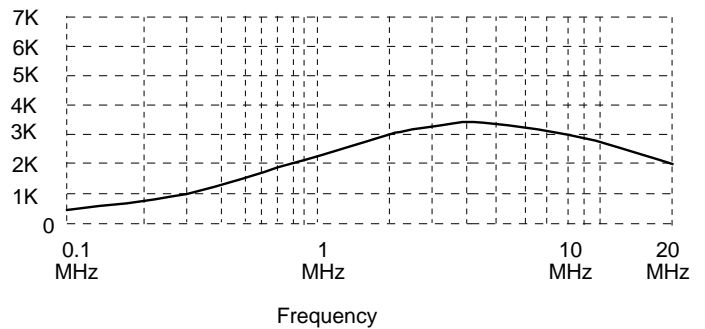
Schematic



Package



Impedance Curve



Unless Otherwise Specified Dimensions are in Inches /mm ± .010 / .25