

MTCVO25 Series Surface Mount Temperature Compensated Voltage Controlled Crystal Oscillators (TCVCXO)



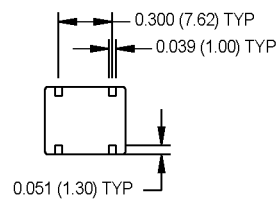
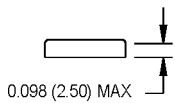
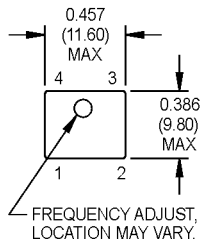
Features:

- Leadless SMT Standard Footprint
- Low Power 3 Volt Operation
- Internal Trimmer and Trimmerless Versions

Applications:

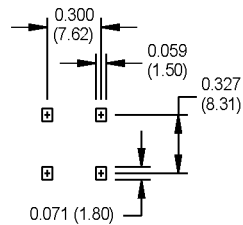
- PCS/Cellular Phones
- Base Stations
- Portable Equipment

PACKAGE "A"

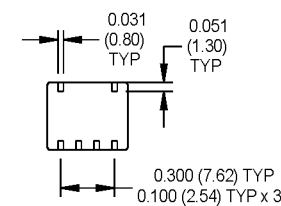
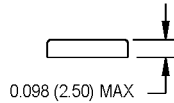
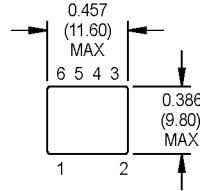


All dimensions in inches (mm)

SUGGESTED SOLDER PAD LAYOUT

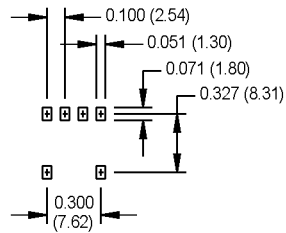


PACKAGE "C"("B")

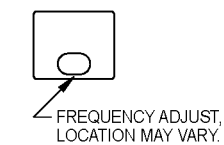


All dimensions in inches (mm)

SUGGESTED SOLDER PAD LAYOUT



Optional "B" Trimmer Package



Specify package type when ordering; i.e., MTCVO25A or MTCVO25B.

Pin Connections

PIN	PACKAGE "A"	PACKAGE "B"
1	Control Voltage	Output
2	Ground	Ground
3	Output	Control Voltage
4	Vcc	Vcc
5	N/A	Ground
6	N/A	Ground

Electrical Specifications

PARAMETERS	VALUE
Frequency Range	12.600 to 19.800 MHz
Stability	±2.5 ppm
Stability with ±5% Vcc Change	±0.3 ppm
Aging	±1 ppm/yr. Max.
Operating Temperature	-25°C to +75°C
Storage Temperature	-40°C to +85°C
Output (Clipped Sinewave)	0.8 V p-p
Output Load ¹	10K Ω 10pF
Frequency Adjustment (Pkg. "A" or "B")	±2 ppm
Control Voltage	+1.5V ±1V
Control Range	
Package "A"	±8 to ±12 ppm Min.
Package "B"	±10 to ±15 ppm Min.
Supply Voltage	+3V ±5%
Supply Current	2 mA Max.

¹ See load circuit diagram #7 on page 137.
See page 136, Figure "2" for suggested solder profile.

M-tron reserves the right to make changes to the product(s) and service(s) described herein without notice. No liability is assumed as a result of their use or application. No rights under any patent accompany the sale of such product.

M-tron Industries, Inc., PO Box 630, Yankton, SD 57078-0630, USA Phone: 605-665-9321 or 1-800-762-8800 Fax: 605-665-1709 Website: www.mtron.com
M-tron Industries Limited, 1104 Shanghai Industrial Investment Building, 48-62 Hennessy Road, Wanchai, Hong Kong, China Phone: 852-2866-8023 Fax: 852-2529-1822