

Advanced Product Information
February 2003 (1 of 4)

30 kHz to 30 GHz GaAs MMIC Optical Modulator Driver Amplifier

Features

- ❑ Small Size
- ❑ High Gain: 12 dB Typical
- ❑ P1dB = +18 dBm, Typical
- ❑ 30 kHz to 30 GHz Bandwidth
- ❑ Low Gain Ripple: 1.0 dB pp Typical
- ❑ Sub 0.25 Micron PHEMT
- ❑ Low DC Power Consumption

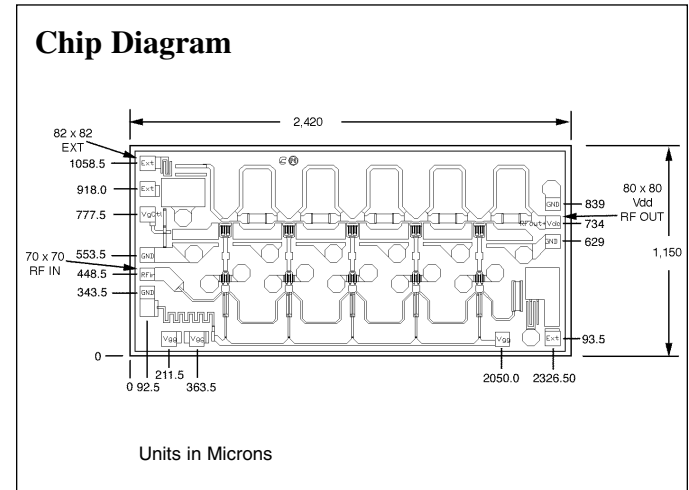
Applications

- ❑ Input Stage Driver for LiNbO₃ Modulator Driver Amplifier @ OC-192
- ❑ Medium Power Linear Gain Block for Broadband Systems
- ❑ Receive Amplifier for OC-192

Description

The CMM2030-BD is a precision GaAs MMIC, medium power amplifier and is part of Celeritek's family of WideFiber™ products for optical communications applications.

The CMM2030-BD optical driver amplifier gives fiber optic system designers a unique combination of wide-band frequency coverage, along with a flat response and very low internal jitter. It is a precision PHEMT GaAs MMIC medium power amplifier with +18 dBm @ P1dB. It operates from 30 kHz to 32 GHz with 12 dB linear gain. Low internal



jitter makes it especially well suited for high speed digital data applications.

It is an excellent choice as an input stage amplifier for Lithium Niobate (Mach-Zehnder) external modulator driver amplifiers for OC-192/STM64 metropolitan and long-haul dense wave-division multiplexed optical networking applications and other high speed applications.

When used as an amplifier to drive Celeritek's CMM3030-BD as much as 7.5 V peak-to-peak can be achieved.

CMM2030-BD amplifiers are shipped in Gel Pack from Celeritek's foundry.

Specifications (T_A = 25°C, V_{DD} = 5V) (On-Wafer Probe)

Parameters	Units	Min	Typ	Max
Frequency Range	—	30 kHz		30.0 GHz
Small Signal Gain	dB	10.0	12.0	
Gain Flatness	±dB		0.6	
Input VSWR	—		1.8:1	
Output VSWR	—		1.7:1	
Power Output (@ 1 dB Gain Compression) @ 9 GHz	dBm		+18.0	
Current	mA		100	150

Absolute Maximum Ratings

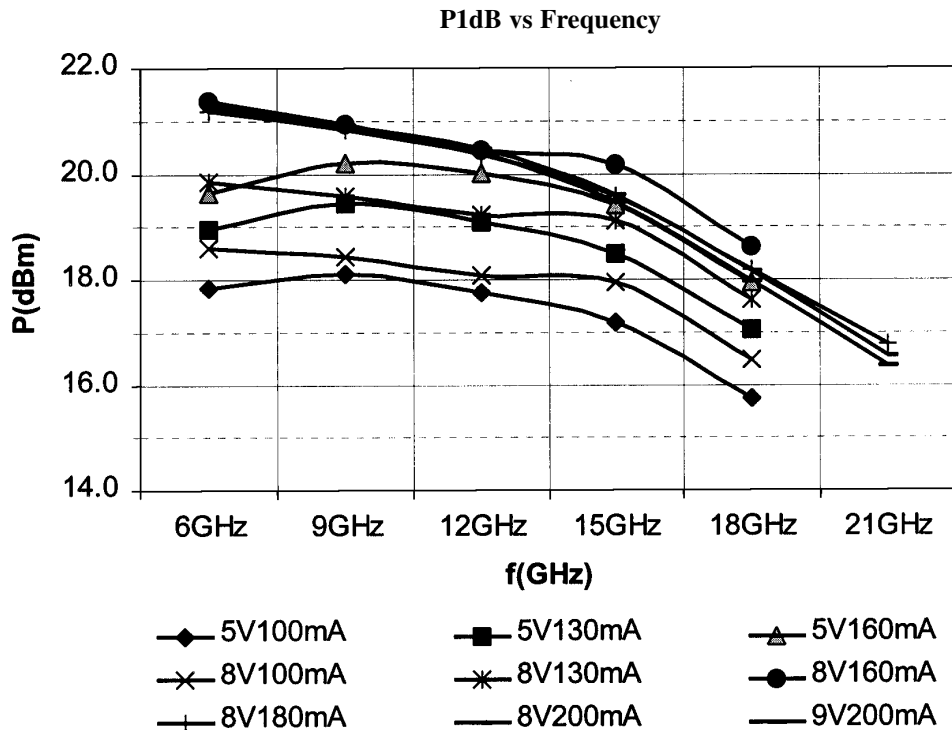
Parameter	Rating
Drain Voltage	12 V
Gate Voltage	-5 V
Drain Current	375 mA
Continuous Power Dissipation	3.0 W
Channel Temperature	+175°C
Storage Temperature	-65°C to +175°C
Mounting Temperature	+320°C
Input Power	+23 dBm

Die Attach and Bonding Procedures

Die Attach: Eutectic die attach is recommended. For eutectic die attach: Preform: AuSn (80% Au, 20% Sn); Stage Temperature: 290°C, ±5°C; Handling Tool: Tweezers; Time: 1 min or less.

Wire Bonding: Wire Size: 0.7 to 1.0 mil in diameter (pre-stressed); Thermocompression bonding is preferred over thermosonic bonding. For thermocompression bonding: Stage Temperature: 250°C; Bond Tip Temperature: 150°C; Bonding Tip Pressure: 18 to 40 gms depending on size of wire.

Typical Performance



Performance Optimization

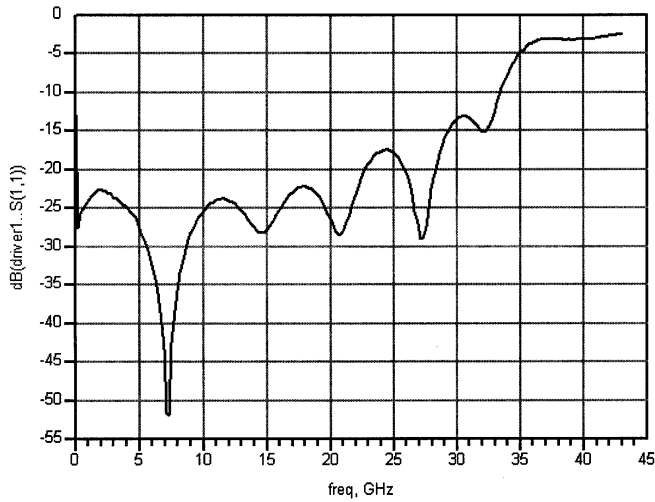
Using the Gain-Ctl facility of the CMM2030-BD, output power may be increased by application of 1.2 to 1.8 Volts to the Bias Control pad. If the Gain-Ctl facility is not used, a fixed voltage at the Bias Control pad can be implemented by

connecting a off-chip parallel resistor to the pad which will lower the output voltage accordingly.

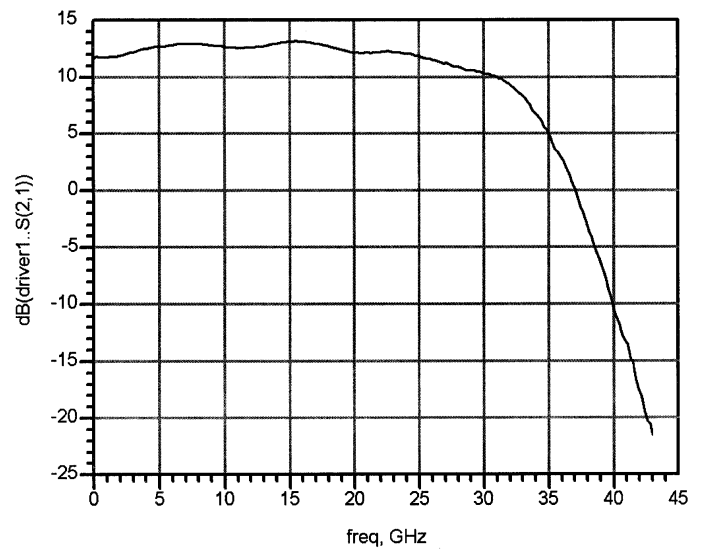
If Bias Control voltage is decreased further than those lowest values given in the tables, both gain and output power will start to drop.

Typical Performance

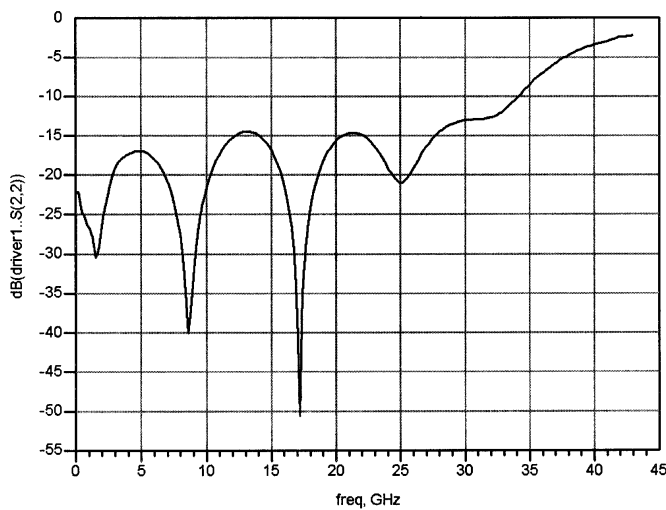
S11 vs Frequency



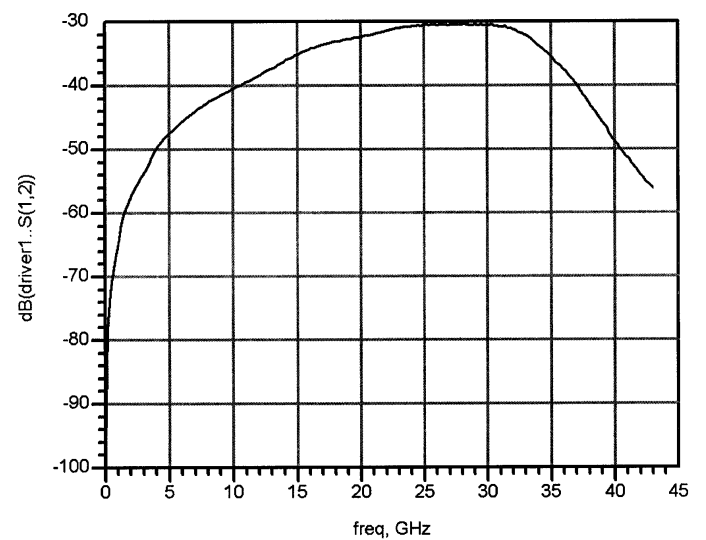
S21 vs Frequency



S22 vs Frequency

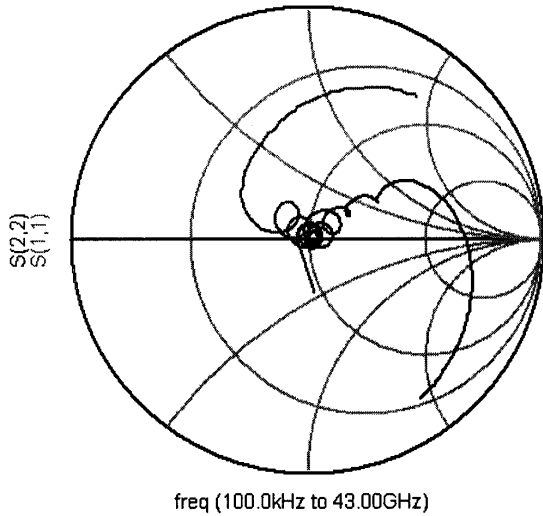


S12 vs Frequency

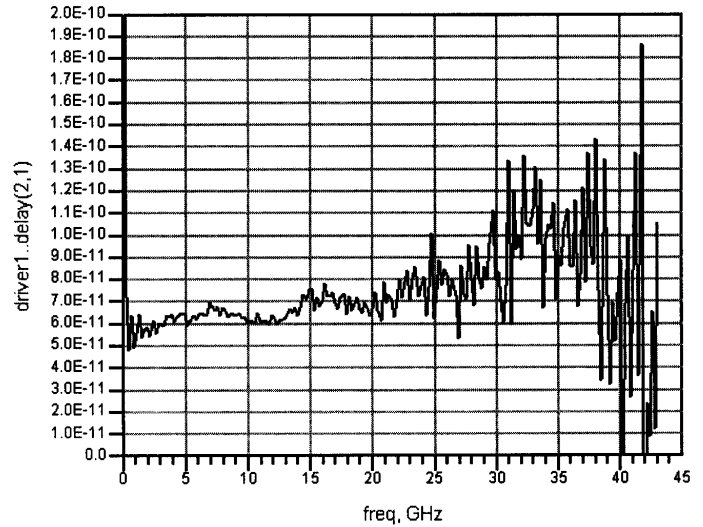


Typical Performance

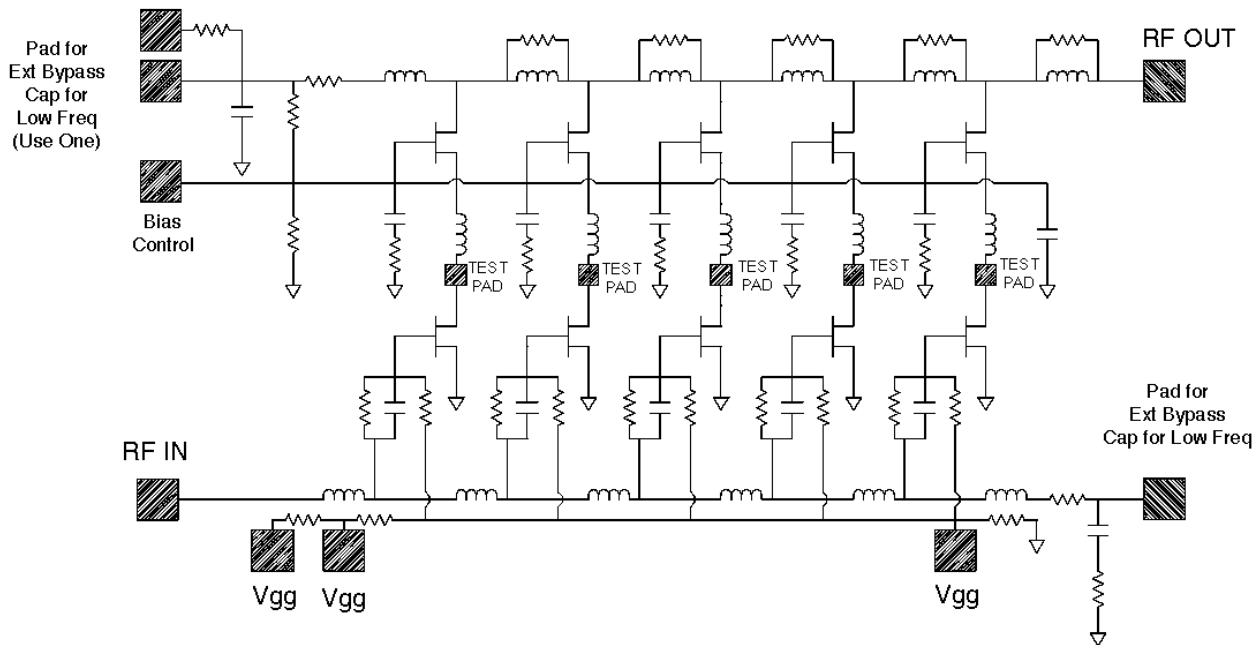
S22 & S11 vs Frequency



Gain Delay vs Frequency



Schematic Diagram



Ordering Information

Part Number for Ordering
CMM2030-BD

Description
Optical Modulator Driver Amplifier

Celeritek reserves the right to make changes without further notice to any products herein. Celeritek makes no warranty, representation or guarantee regarding the suitability of its products for any particular purpose, nor does Celeritek assume any liability arising out of the application or use of any product or circuit, and specifically disclaims any and all liability, including without limitation consequential or incidental damages. "Typical" parameters can and do vary in different applications. All operating parameters, including "Typicals" must be validated for each customer application by customer's technical experts. Celeritek does not convey any license under its patent rights nor the rights of others. Celeritek products are not designed, intended, or authorized for use as components in systems intended for surgical implant into the body, or other applications intended to support or sustain life, or for any other application in which the failure of the Celeritek product could create a situation where personal injury or death may occur. Should Buyer purchase or use Celeritek products for any such unintended or unauthorized application, Buyer shall indemnify and hold Celeritek and its officers, employees, subsidiaries, affiliates, and distributors harmless against all claims, costs, damages, and expenses, and reasonable attorney fees arising out of, directly or indirectly, any claim of personal injury or death associated with such unintended or unauthorized use, even if such claim alleges that Celeritek was negligent regarding the design or manufacture of the part. Celeritek is a registered trademark of Celeritek, Inc. Celeritek, Inc. is an Equal Opportunity/Affirmative Action Employer.