


Features

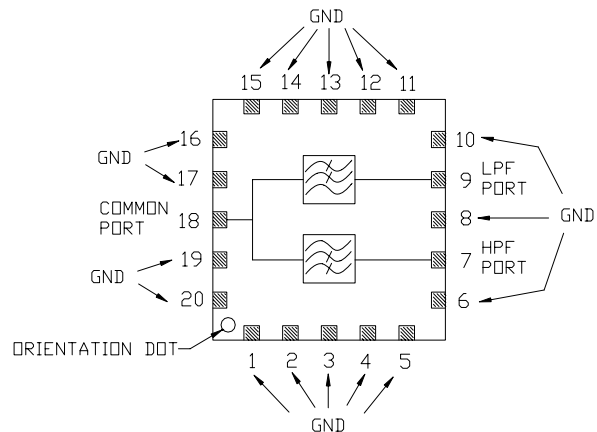
- 75 Ohm
- SMT unit
- RoHS* Compliant
- RoHS version of MAFLCT0027

Description

M/A-COM's MAFL-007988-CD0550 is a Low Cost, Non Hermetically Sealed Diplex Filter unit designed for CATV, DTV and DBS applications. The technology used in the design of this unit is patent pending.



Functional Schematic



Pin Configuration

Function	Pin Number
Common Port	18
Low Pass Port	9
High Pass Port	7
Ground	1-6, 8, 10-17, 19, 20
Not connected	-

Absolute Maximum Ratings ^{1,2}

Parameter	Absolute Maximum
RF Power	250mW
DC Current	30mA
Operating Temperature	-40°C to +85°C
Storage Temperature	-40°C to +85°C

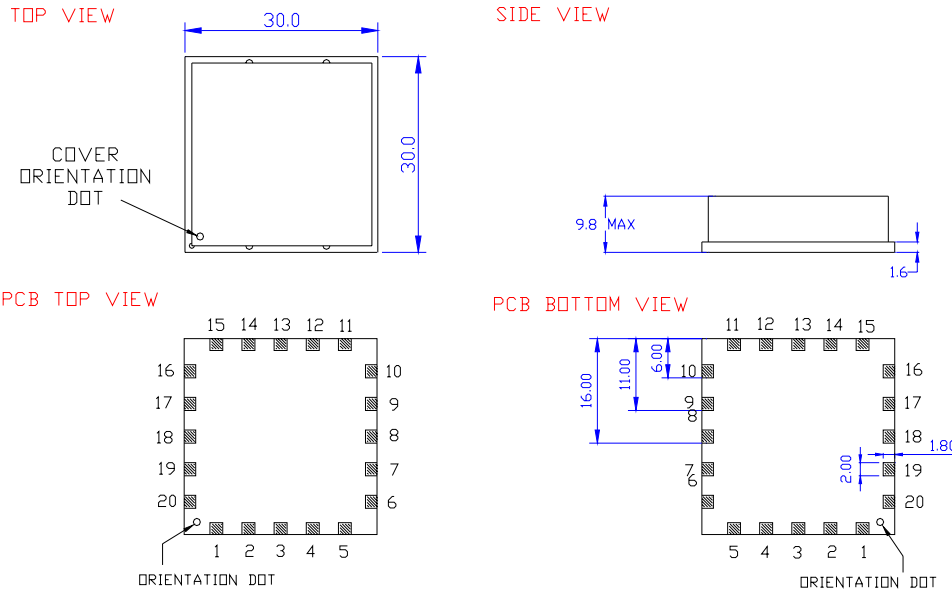
1. Exceeding any one or combination of these limits may cause permanent damage to this device.
2. M/A-COM does not recommend sustained operation near these survivability limits.

Ordering Information

Part Number	Package
MAFL-007988-CD0550	50 Piece Reel
MAFL-007988-CD05TB	Customer Test Board

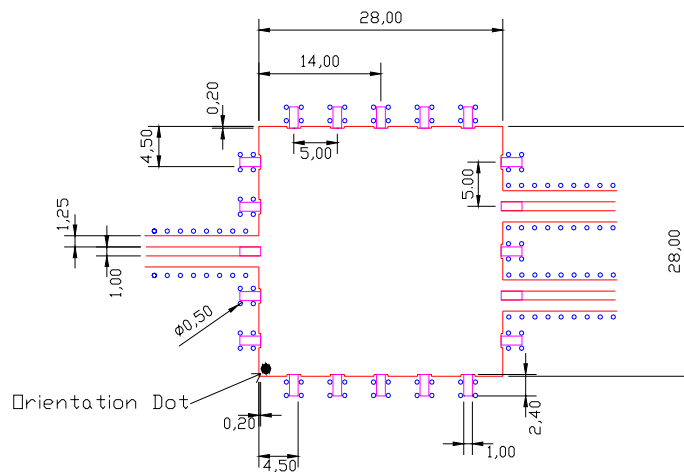
* Restrictions on Hazardous Substances, European Union Directive 2002/95/EC.

SM-85 Case Style



Dimensions in mm. Tolerance: .x ± 0.1, .xx ± 0.05

Recommended PCB Configuration



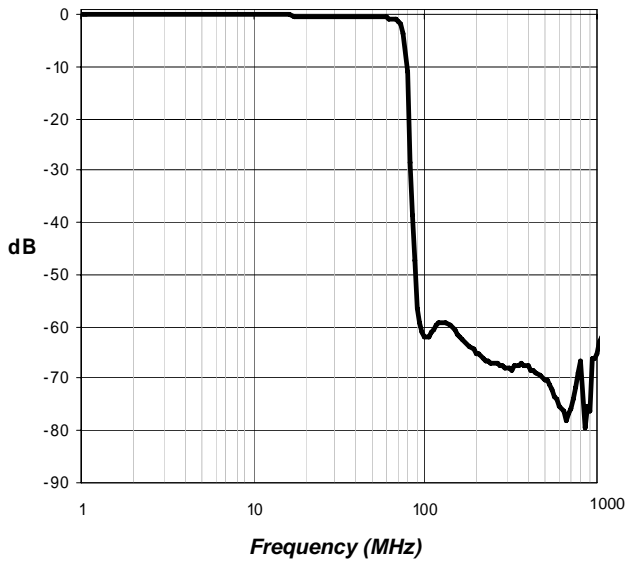
Dimensions in mm. Tolerance: .x ± 0.1, .xx ± 0.05

Electrical Specifications: $T_A = 25^\circ\text{C}$, $Z_0 = 75\Omega$

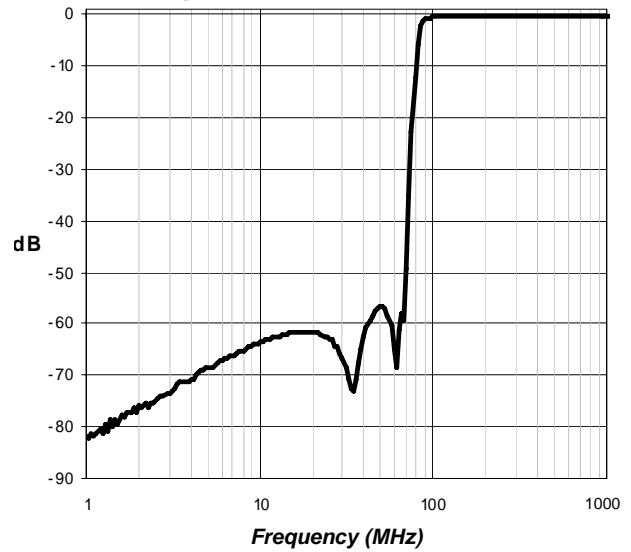
Parameter	Test Conditions	Units	Min.	Typ.	Max.
Frequency Range	5—65 MHz / 88– 1000MHz				
Low Pass Filter Insertion Loss:	5 – 65 MHz	dB	-	0.5	1.0
High Pass Filter Insertion Loss:	88 – 1000 MHz	dB	-	0.5	1.2
Filter Isolation	5 – 65 MHz	dB	45	50	-
Filter Isolation	88 – 1000 MHz	dB	45	50	-
Input Return Loss	5 – 65 MHz	dB	17	20	-
Input Return Loss	88 – 1000 MHz	dB	17	20	-

Typical Performance

Low Pass Filter Insertion Loss



High Pass Filter Insertion Loss



Input Return Loss

