

# DATA SHEET

## **BLV859**

**UHF linear push-pull power  
transistor**

Product specification  
Supersedes data of 1995 Oct 04

1996 Jul 26

# UHF linear push-pull power transistor

# BLV859

**FEATURES**

- Double internal input and output matching for an optimum wideband capability and high gain
- Polysilicon emitter ballasting resistors for an optimum temperature profile
- Gold metallization ensures excellent reliability.

**APPLICATION**

- Common emitter class-A operation in linear transposers/transmitters (television) in the 470 to 860 MHz frequency band.

**DESCRIPTION**

NPN silicon planar transistor with two sections in push-pull configuration. The device is encapsulated in a SOT262B 4-lead rectangular flange package, with two ceramic caps. It delivers a  $P_{o\ sync} = 20\ W$  in class-A operation at 860 MHz and a supply voltage of 25 V.

**PINNING SOT262B**

PIN	SYMBOL	DESCRIPTION
1	c1	collector 1
2	c2	collector 2
3	b1	base 1
4	b2	base 2
5	e	emitter

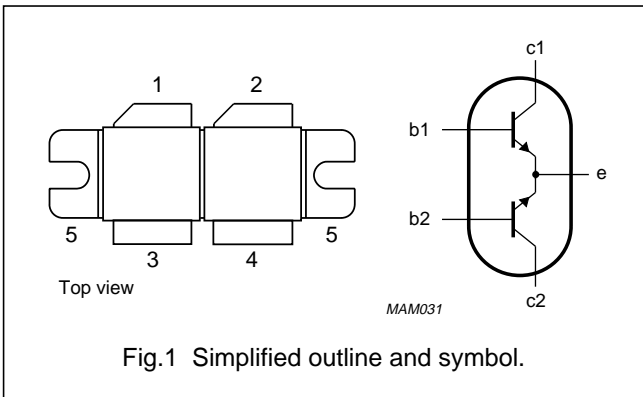


Fig.1 Simplified outline and symbol.

**QUICK REFERENCE DATA**

RF performance at  $T_h = 25\ ^\circ C$  in a common emitter push-pull test circuit.

MODE OF OPERATION	f (MHz)	V <sub>CE</sub> (V)	I <sub>CQ</sub> (A)	P <sub>o sync</sub> (W)	G <sub>p</sub> (dB)
CW class-A	860	25	2 × 2.25	≥20 <sup>(1)</sup>	≥10 <sup>(1)</sup>

**Note**

1. Three-tone test signal (-8, -16 and -10 dB);  $d_{im} = -54\ dB$ .

<b>WARNING</b>
<b>Product and environmental safety - toxic materials</b>
This product contains beryllium oxide. The product is entirely safe provided that the BeO discs are not damaged. All persons who handle, use or dispose of this product should be aware of its nature and of the necessary safety precautions. After use, dispose of as chemical or special waste according to the regulations applying at the location of the user. It must never be thrown out with the general or domestic waste.

# UHF linear push-pull power transistor

BLV859

## LIMITING VALUES

In accordance with the Absolute Maximum Rating System (IEC 134).

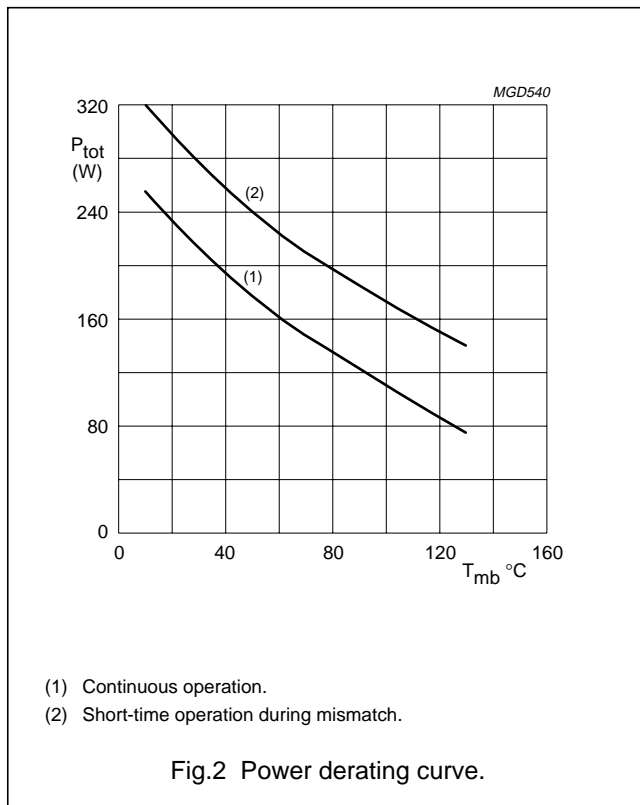
SYMBOL	PARAMETER	CONDITIONS	MIN.	MAX.	UNIT
$V_{CBO}$	collector-base voltage	open emitter	–	60	V
$V_{CEO}$	collector-emitter voltage	open base	–	28	V
$V_{EBO}$	emitter-base voltage	open collector	–	2.5	V
$I_C$	collector current (DC)		–	15	A
$I_{C(AV)}$	average collector current		–	15	A
$P_{tot}$	total power dissipation	$T_{mb} = 70\text{ °C}$ ; note 1	–	145	W
$T_{stg}$	storage temperature		–65	+150	°C
$T_j$	operating junction temperature		–	200	°C

## THERMAL CHARACTERISTICS

SYMBOL	PARAMETER	CONDITIONS	VALUE	UNIT
$R_{th\ j-mb}$	thermal resistance from junction to mounting-base	$P_{tot} = 145\text{ W}$ ; $T_{mb} = 70\text{ °C}$ note 1	0.9	K/W
$R_{th\ mb-h}$	thermal resistance from mounting-base to heatsink	note 1	0.15	K/W

### Note to Limiting values and Thermal characteristics

1. Total device; both sections equally loaded.



# UHF linear push-pull power transistor

BLV859

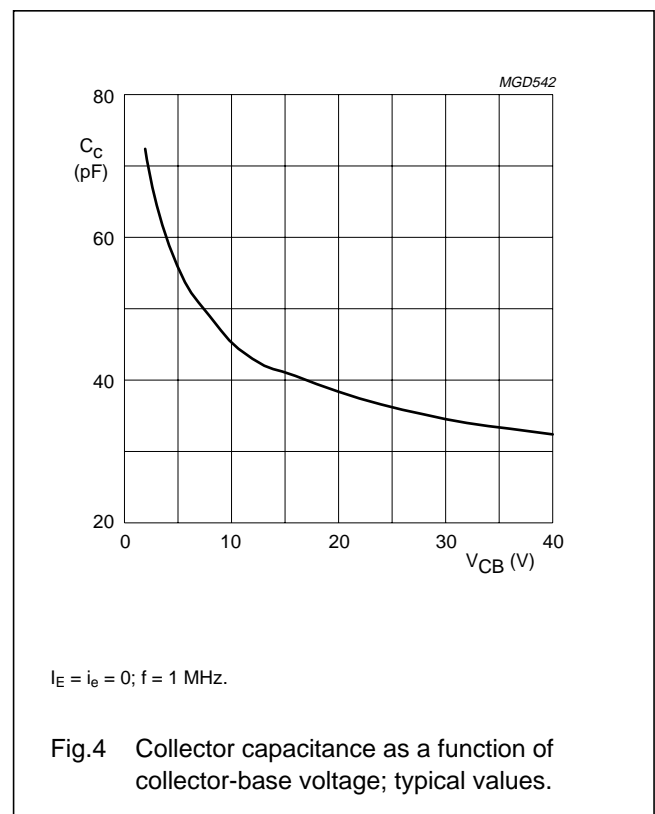
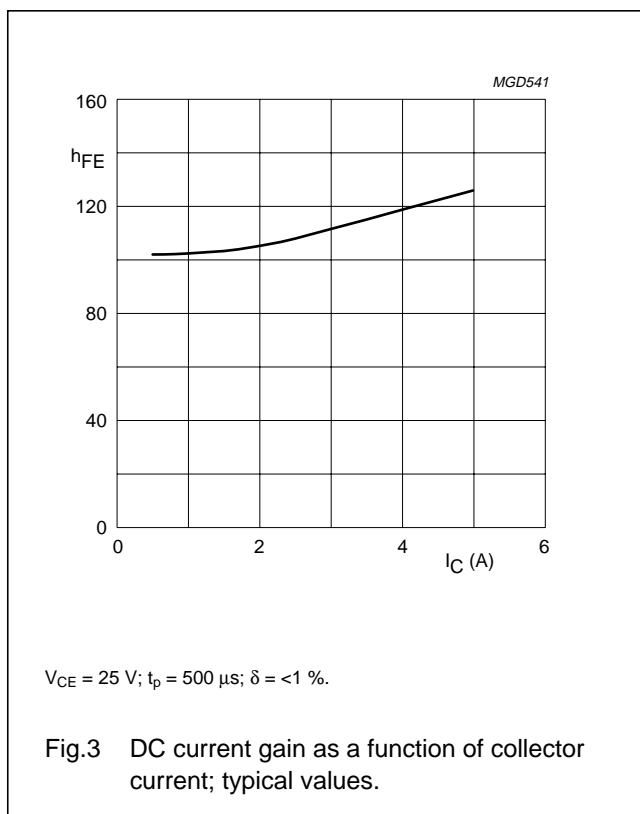
## CHARACTERISTICS

Values apply to either transistor section;  $T_j = 25\text{ }^\circ\text{C}$  unless otherwise specified.

SYMBOL	PARAMETER	CONDITIONS	MIN.	TYP.	MAX.	UNIT
$V_{(BR)CBO}$	collector-base breakdown voltage	$I_C = 30\text{ mA}; I_E = 0$	60	–	–	V
$V_{(BR)CEO}$	collector-emitter breakdown voltage	$I_C = 60\text{ mA}; I_B = 0$	28	–	–	V
$V_{(BR)EBO}$	emitter-base breakdown voltage	$I_E = 1.2\text{ mA}; I_C = 0$	2.5	–	–	V
$I_{CBO}$	collector-base leakage current	$V_{CB} = 27\text{ V}; V_{BE} = 0$	–	–	3	mA
$I_{CEO}$	collector-emitter leakage current	$V_{CE} = 20\text{ V}$	–	–	6	mA
$h_{FE}$	DC current gain	$V_{CE} = 25\text{ V}; I_C = 2.25\text{ A}$	30	–	140	
$C_c$	collector capacitance	$V_{CB} = 25\text{ V}; I_E = i_e = 0;$ $f = 1\text{ MHz}$	–	36 <sup>(1)</sup>	–	pF
$C_{re}$	feedback capacitance	$V_{CE} = 25\text{ V}; I_B = 0; f = 1\text{ MHz}$	–	22	–	pF

### Note

1. The value of  $C_c$  is that of the die only; it is not measurable, because of the internal matching network.



# UHF linear push-pull power transistor

BLV859

## APPLICATION INFORMATION

RF performance at  $T_h = 25\text{ °C}$  in a common emitter push-pull class-A test circuit.

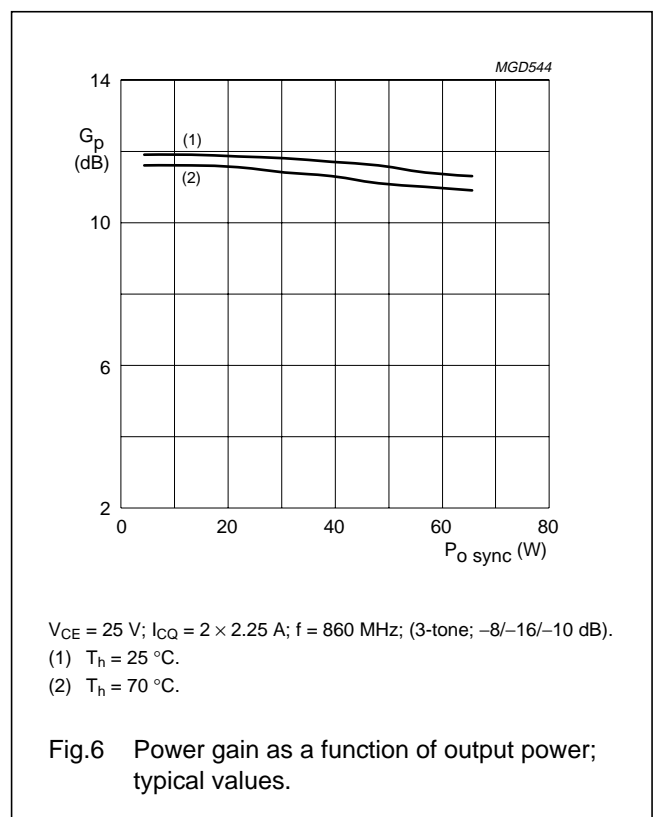
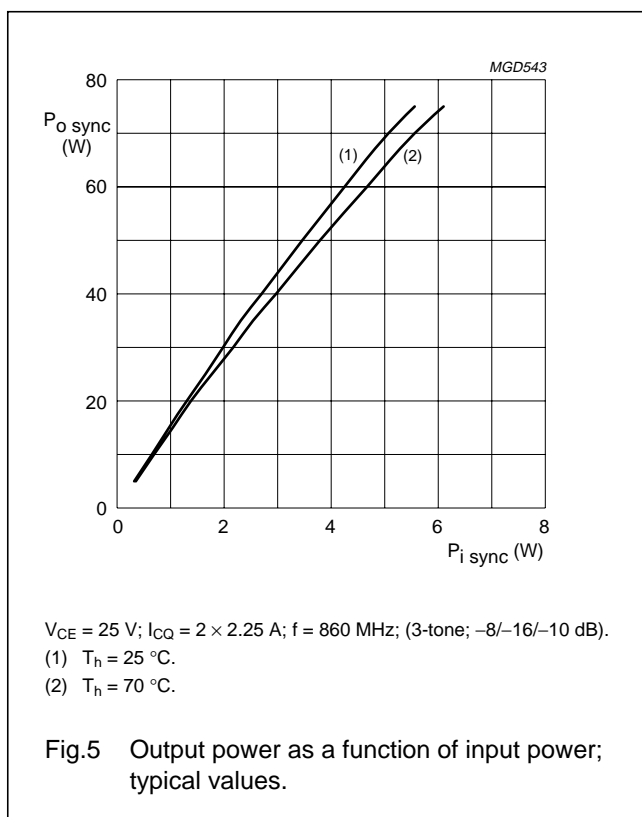
MODE OF OPERATION	f (MHz)	V <sub>CE</sub> (V)	I <sub>CQ</sub> (A)	P <sub>o sync</sub> (W)	G <sub>p</sub> (dB)	d <sub>im</sub> (dB)
CW class-A	860	25	2 × 2.25	≥20 <sup>(1)</sup>	≥10 <sup>(1)</sup>	≤-54 <sup>(1)</sup>
CW class-A	860	25	2 × 2.25	≥20 <sup>(2)</sup>	≥10 <sup>(2)</sup>	≤-51 <sup>(2)</sup>

### Notes

- Three-tone test method (vision carrier -8 dB, sound carrier -10 dB, sideband signal -16 dB), 0 dB corresponds to peak sync level.
- Three-tone test method (vision carrier -8 dB, sound carrier -7 dB, sideband signal -16 dB), 0 dB corresponds to peak sync level.

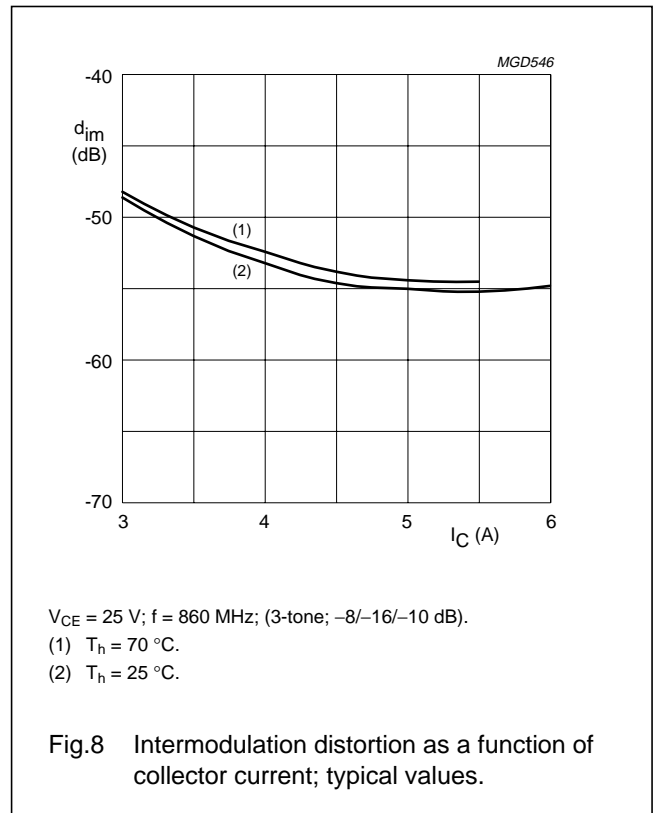
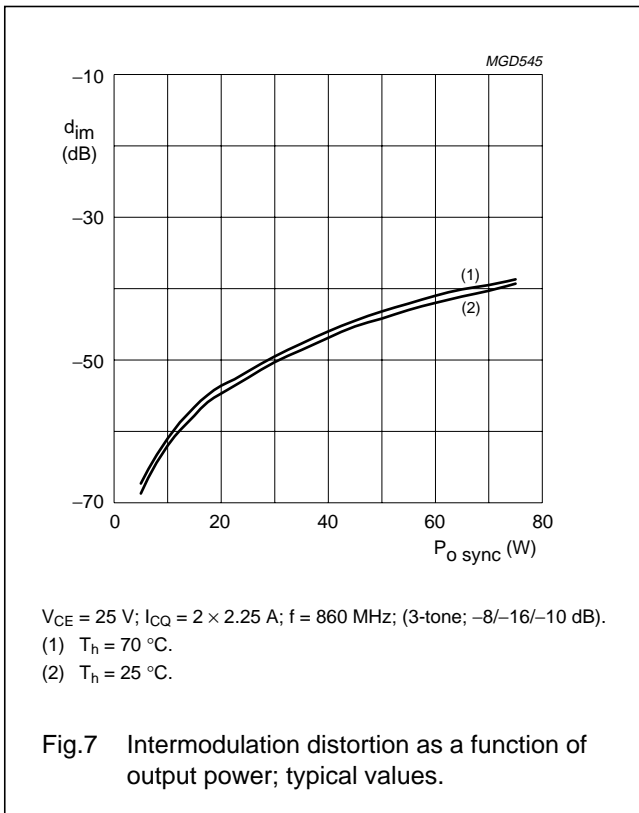
### Ruggedness in class-A operation

The BLV859 is capable of withstanding a load mismatch corresponding to VSWR = 50 : 1 through all phases under the conditions: V<sub>CE</sub> = 25 V; I<sub>CQ</sub> = 2 × 2.25 A; f = 860 MHz; T<sub>h</sub> = 25 °C; P<sub>o sync</sub> = 20 W.



UHF linear push-pull power transistor

BLV859



# UHF linear push-pull power transistor

BLV859

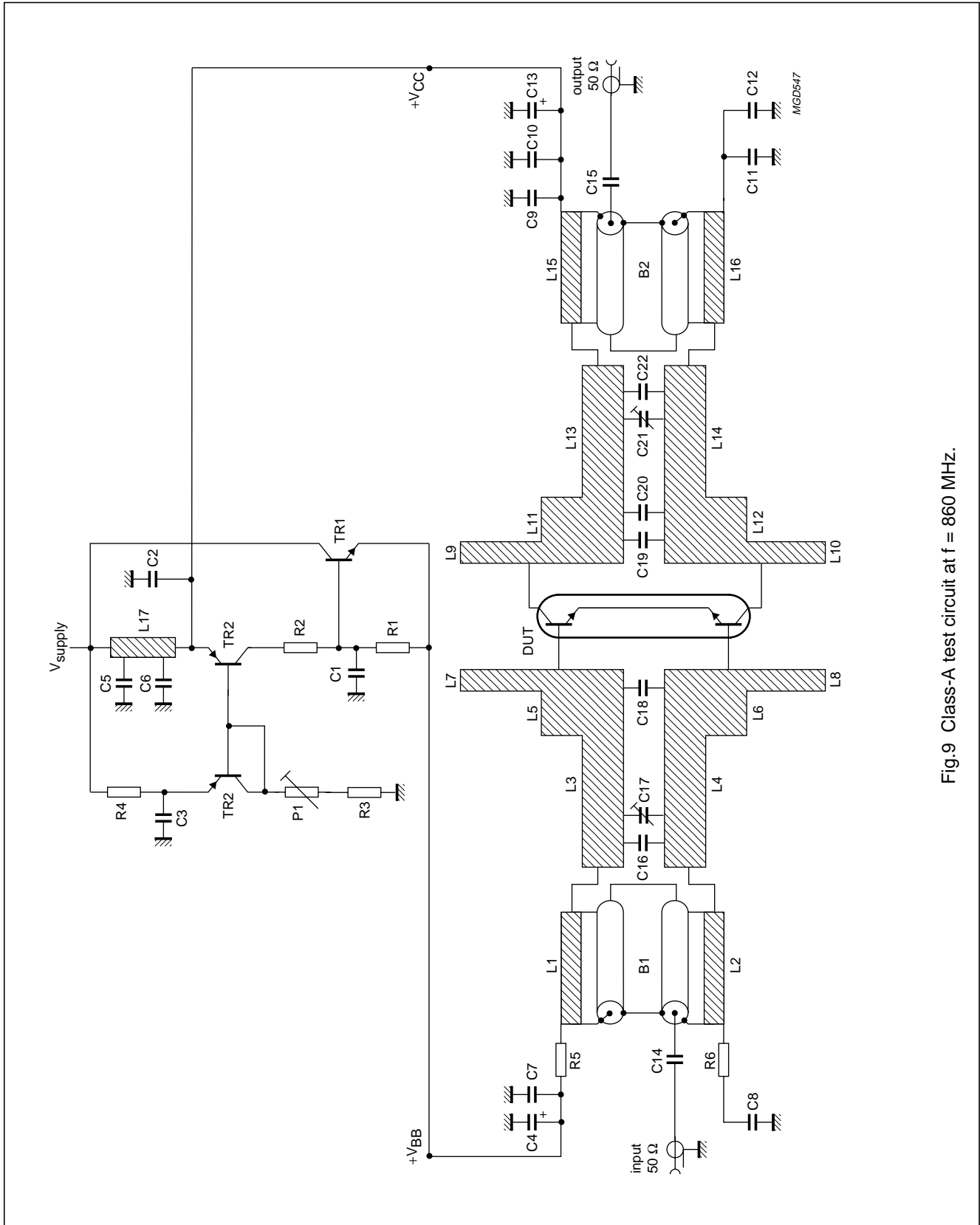
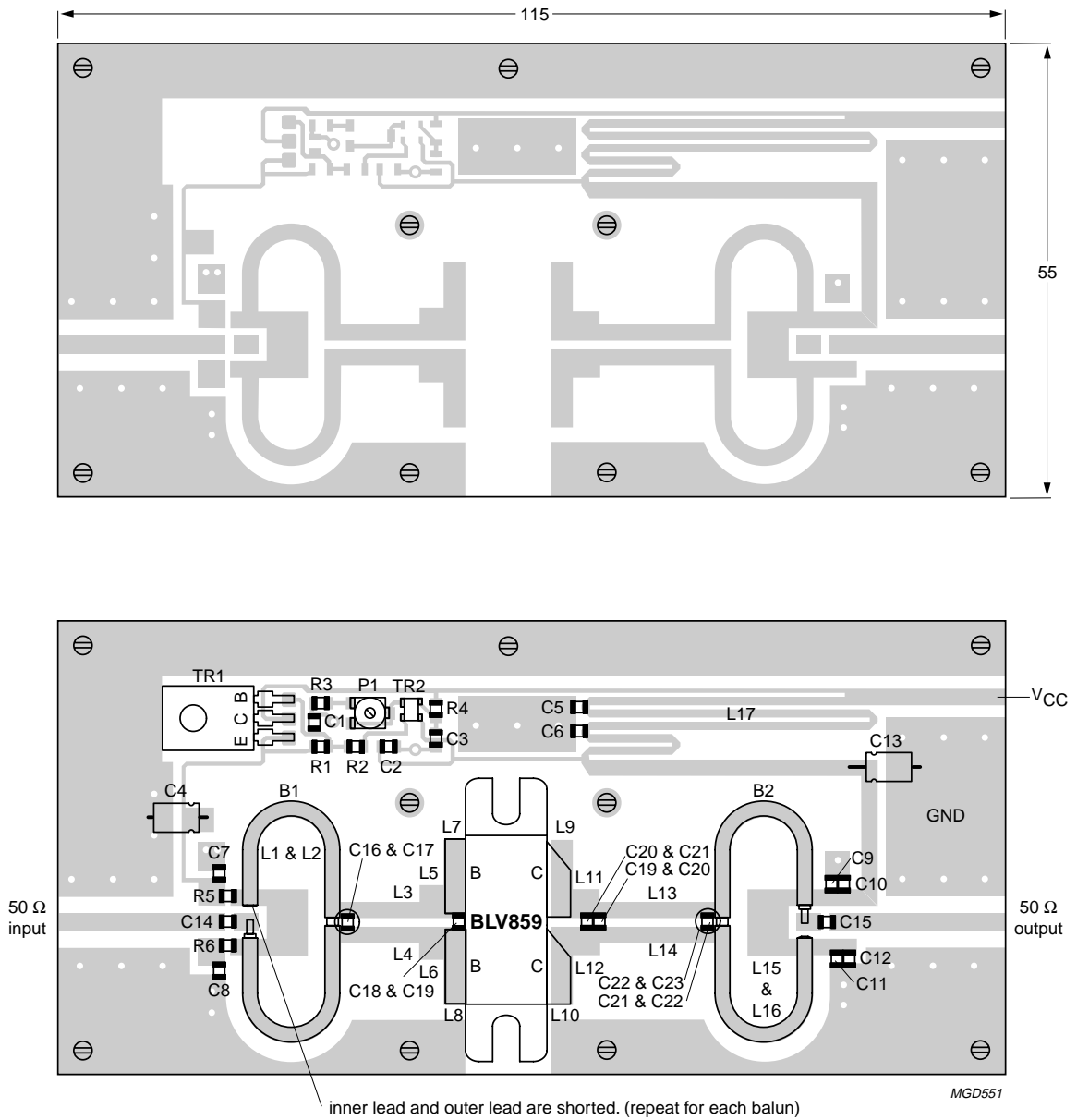


Fig.9 Class-A test circuit at f = 860 MHz.

UHF linear push-pull power transistor

BLV859



Dimensions in mm.

Fig.10 Printed-circuit board and component lay-out for 860 MHz class-A test circuit.



## UHF linear push-pull power transistor

BLV859

## List of components

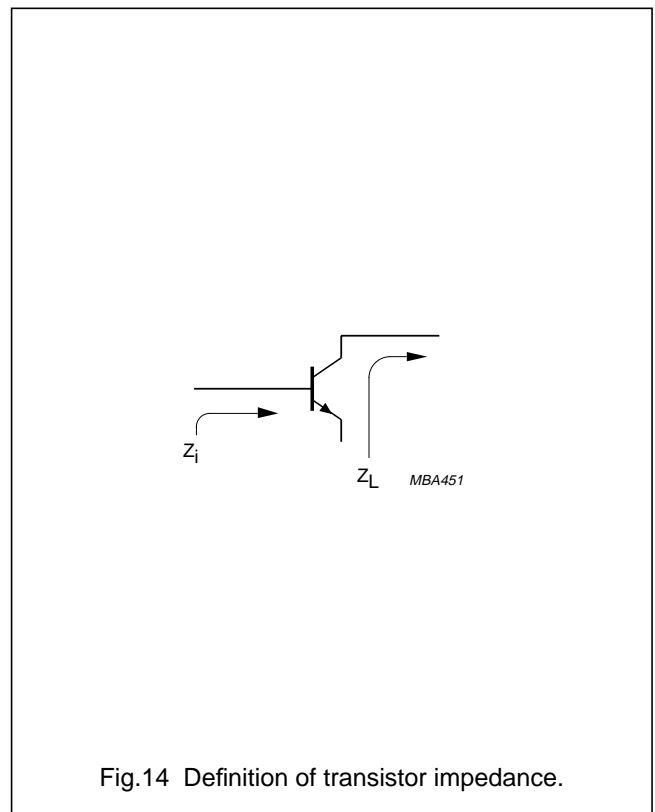
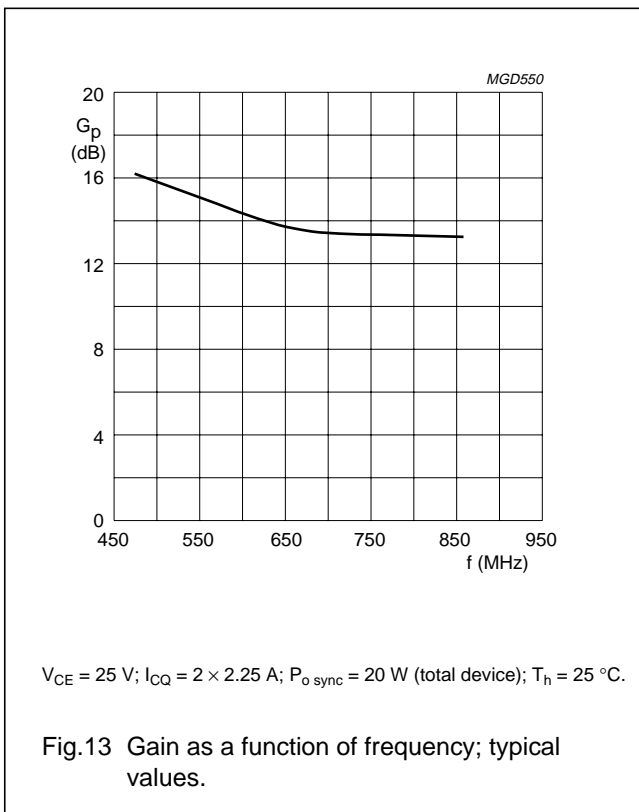
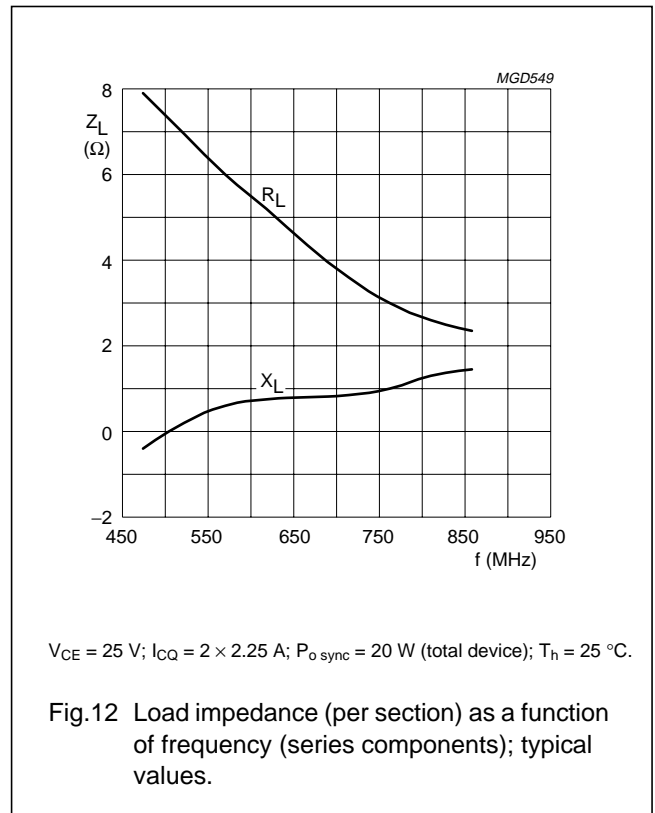
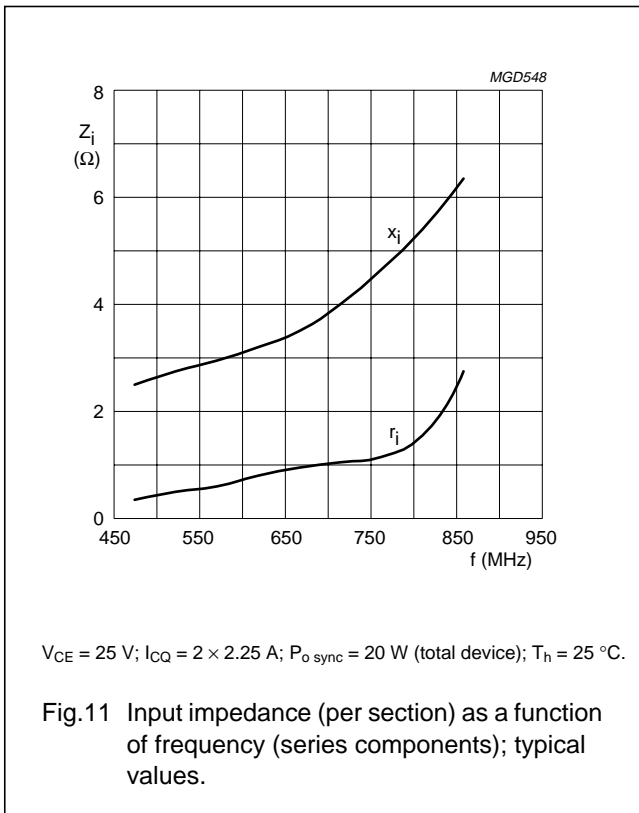
COMPONENT	DESCRIPTION	VALUE	DIMENSIONS	CATALOGUE No.
C1, C2, C3, C5, C6	multilayer ceramic chip capacitor;	15 nF	805	2222 590 16629
C4	solid aluminium capacitor	47 $\mu$ F; 25 V		2222 030 36479
C7, C8	multilayer ceramic chip capacitor	10 nF	805	2222 590 16627
C9, C10, C11, C12	multilayer ceramic chip capacitor	100 nF	1206	2222 591 16641
C13	solid aluminium capacitor	10 $\mu$ F; 63 V		2222 030 381109
C14, C15	multilayer ceramic chip capacitor; note 1	47 pF		
C16	multilayer ceramic chip capacitor; note 1	8.2 pF		
C17, C21	Tekelec Giga trim 37271	0.6 to 4.5 pF		
C18	multilayer ceramic chip capacitor; note 1	13 pF		
C19	multilayer ceramic chip capacitor; note 1	3.9 pF		
C20	multilayer ceramic chip capacitor; note 1	12 pF		
C22	multilayer ceramic chip capacitor; note 1	9.1 pF		
L1, L2, L15, L16	stripline; note 2	50 $\Omega$	2 $\times$ 30.6 mm	
L3, L4	stripline; note 2	50 $\Omega$	2 $\times$ 9.5 mm	
L5, L6	stripline; note 2	32.4 $\Omega$	4 $\times$ 3 mm	
L7, L8, L9, L10	stripline; note 2	16.2 $\Omega$	9.5 $\times$ 2.6 mm	
L11, L12	stripline; note 2	37.5 $\Omega$	3.5 $\times$ 3.4 mm	
L13, L14	stripline; note 2	50 $\Omega$	2 $\times$ 13.9 mm	
L17	stripline; note 2	77.7 $\Omega$	1 $\times$ 120 mm	
B1, B2	Semi rigid coax balun UT70-25	Z = 25 $\Omega$ , $\pm$ 1.5 $\Omega$	70 mm	
R1	SMD resistor	220 $\Omega$	805	2322 734 22201
R2	SMD resistor	1.8 $\Omega$	805	2322 734 21808
R3	SMD resistor	2.7 k $\Omega$	805	2322 734 22702
R4	SMD resistor	33 $\Omega$	805	2322 734 23309
R7, R8	SMD resistor	3.3 $\Omega$	805	2322 734 23308
P1	Murata potentiometer RG4M08-102VM-TG	1 k $\Omega$		
TR1	NPN transistor	BD139		9330 912 20112
TR2	double PNP transistor	BVC62		5332 130 60505

## Notes

- American Technical Ceramics type 100A or capacitor of same quality.
- The striplines are on a double copper-clad PCB: Rogers ULTRALAM 200 (B0300M1046QB) ( $\epsilon_r = 2.55$ ); thickness 0.76 mm.

UHF linear push-pull power transistor

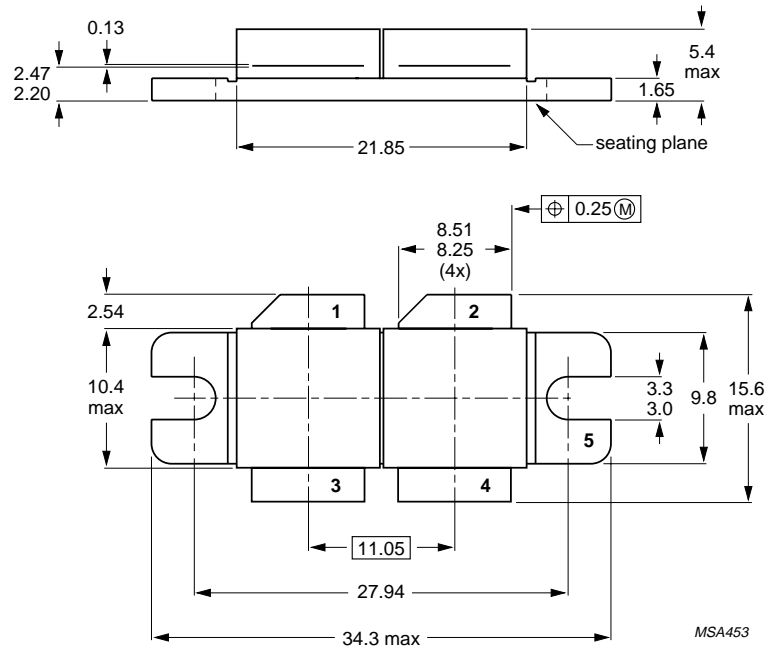
BLV859



UHF linear push-pull power transistor

BLV859

PACKAGE OUTLINE



Dimensions in mm.  
 Torque on screw: min. 0.6 Nm; max. 0.75 Nm.  
 Recommended screw: cheese-head 4-40 UNC/2A.  
 Heatsink compound must be applied sparingly and evenly distributed.

Fig.15 SOT262B.

## UHF linear push-pull power transistor

BLV859

**DEFINITIONS**

<b>Data sheet status</b>	
Objective specification	This data sheet contains target or goal specifications for product development.
Preliminary specification	This data sheet contains preliminary data; supplementary data may be published later.
Product specification	This data sheet contains final product specifications.
<b>Limiting values</b>	
Limiting values given are in accordance with the Absolute Maximum Rating System (IEC 134). Stress above one or more of the limiting values may cause permanent damage to the device. These are stress ratings only and operation of the device at these or at any other conditions above those given in the Characteristics sections of the specification is not implied. Exposure to limiting values for extended periods may affect device reliability.	
<b>Application information</b>	
Where application information is given, it is advisory and does not form part of the specification.	

**LIFE SUPPORT APPLICATIONS**

These products are not designed for use in life support appliances, devices, or systems where malfunction of these products can reasonably be expected to result in personal injury. Philips customers using or selling these products for use in such applications do so at their own risk and agree to fully indemnify Philips for any damages resulting from such improper use or sale.

UHF linear push-pull power transistor

BLV859

---

**NOTES**

UHF linear push-pull power transistor

BLV859

---

**NOTES**

UHF linear push-pull power transistor

BLV859

---

**NOTES**

# Philips Semiconductors – a worldwide company

**Argentina:** see South America

**Australia:** 34 Waterloo Road, NORTH RYDE, NSW 2113,  
Tel. +61 2 9805 4455, Fax. +61 2 9805 4466

**Austria:** Computerstr. 6, A-1101 WIEN, P.O. Box 213,  
Tel. +43 1 60 101, Fax. +43 1 60 101 1210

**Belarus:** Hotel Minsk Business Center, Bld. 3, r. 1211, Volodarski Str. 6,  
220050 MINSK, Tel. +375 172 200 733, Fax. +375 172 200 773

**Belgium:** see The Netherlands

**Brazil:** see South America

**Bulgaria:** Philips Bulgaria Ltd., Energoproject, 15th floor,  
51 James Bourchier Blvd., 1407 SOFIA,  
Tel. +359 2 689 211, Fax. +359 2 689 102

**Canada:** PHILIPS SEMICONDUCTORS/COMPONENTS,  
Tel. +1 800 234 7381

**China/Hong Kong:** 501 Hong Kong Industrial Technology Centre,  
72 Tat Chee Avenue, Kowloon Tong, HONG KONG,  
Tel. +852 2319 7888, Fax. +852 2319 7700

**Colombia:** see South America

**Czech Republic:** see Austria

**Denmark:** Prags Boulevard 80, PB 1919, DK-2300 COPENHAGEN S,  
Tel. +45 32 88 2636, Fax. +45 31 57 1949

**Finland:** Sinikalliontie 3, FIN-02630 ESPOO,  
Tel. +358 615 800, Fax. +358 615 80920

**France:** 4 Rue du Port-aux-Vins, BP317, 92156 SURESNES Cedex,  
Tel. +33 1 40 99 6161, Fax. +33 1 40 99 6427

**Germany:** Hammerbrookstraße 69, D-20097 HAMBURG,  
Tel. +49 40 23 53 60, Fax. +49 40 23 536 300

**Greece:** No. 15, 25th March Street, GR 17778 TAVROS,  
Tel. +30 1 4894 339/911, Fax. +30 1 4814 240

**Hungary:** see Austria

**India:** Philips INDIA Ltd, Shivsagar Estate, A Block, Dr. Annie Besant Rd.  
Worli, MUMBAI 400 018, Tel. +91 22 4938 541, Fax. +91 22 4938 722

**Indonesia:** see Singapore

**Ireland:** Newstead, Clonskeagh, DUBLIN 14,  
Tel. +353 1 7640 000, Fax. +353 1 7640 200

**Israel:** RAPAC Electronics, 7 Kehilat Saloniki St, TEL AVIV 61180,  
Tel. +972 3 645 0444, Fax. +972 3 649 1007

**Italy:** PHILIPS SEMICONDUCTORS, Piazza IV Novembre 3,  
20124 MILANO, Tel. +39 2 6752 2531, Fax. +39 2 6752 2557

**Japan:** Philips Bldg 13-37, Kohnan 2-chome, Minato-ku, TOKYO 108,  
Tel. +81 3 3740 5130, Fax. +81 3 3740 5077

**Korea:** Philips House, 260-199 Itaewon-dong, Yongsan-ku, SEOUL,  
Tel. +82 2 709 1412, Fax. +82 2 709 1415

**Malaysia:** No. 76 Jalan Universiti, 46200 PETALING JAYA, SELANGOR,  
Tel. +60 3 750 5214, Fax. +60 3 757 4880

**Mexico:** 5900 Gateway East, Suite 200, EL PASO, TEXAS 79905,  
Tel. +9-5 800 234 7381

**Middle East:** see Italy

**Netherlands:** Postbus 90050, 5600 PB EINDHOVEN, Bldg. VB,  
Tel. +31 40 27 82785, Fax. +31 40 27 88399

**New Zealand:** 2 Wagener Place, C.P.O. Box 1041, AUCKLAND,  
Tel. +64 9 849 4160, Fax. +64 9 849 7811

**Norway:** Box 1, Manglerud 0612, OSLO,  
Tel. +47 22 74 8000, Fax. +47 22 74 8341

**Philippines:** Philips Semiconductors Philippines Inc.,  
106 Valero St. Salcedo Village, P.O. Box 2108 MCC, MAKATI,  
Metro MANILA, Tel. +63 2 816 6380, Fax. +63 2 817 3474

**Poland:** Ul. Lukiska 10, PL 04-123 WARSZAWA,  
Tel. +48 22 612 2831, Fax. +48 22 612 2327

**Portugal:** see Spain

**Romania:** see Italy

**Russia:** Philips Russia, Ul. Usatcheva 35A, 119048 MOSCOW,  
Tel. +7 095 926 5361, Fax. +7 095 564 8323

**Singapore:** Lorong 1, Toa Payoh, SINGAPORE 1231,  
Tel. +65 350 2538, Fax. +65 251 6500

**Slovakia:** see Austria

**Slovenia:** see Italy

**South Africa:** S.A. PHILIPS Pty Ltd., 195-215 Main Road Martindale,  
2092 JOHANNESBURG, P.O. Box 7430 Johannesburg 2000,  
Tel. +27 11 470 5911, Fax. +27 11 470 5494

**South America:** Rua do Rocio 220, 5th floor, Suite 51,  
04552-903 São Paulo, SÃO PAULO - SP, Brazil,  
Tel. +55 11 821 2333, Fax. +55 11 829 1849

**Spain:** Balmes 22, 08007 BARCELONA,  
Tel. +34 3 301 6312, Fax. +34 3 301 4107

**Sweden:** Kottbygatan 7, Akalla, S-16485 STOCKHOLM,  
Tel. +46 8 632 2000, Fax. +46 8 632 2745

**Switzerland:** Allmendstrasse 140, CH-8027 ZÜRICH,  
Tel. +41 1 488 2686, Fax. +41 1 481 7730

**Taiwan:** PHILIPS TAIWAN Ltd., 23-30F, 66,  
Chung Hsiao West Road, Sec. 1, P.O. Box 22978,  
TAIPEI 100, Tel. +886 2 382 4443, Fax. +886 2 382 4444

**Thailand:** PHILIPS ELECTRONICS (THAILAND) Ltd.,  
209/2 Sanpavuth-Bangna Road Prakanong, BANGKOK 10260,  
Tel. +66 2 745 4090, Fax. +66 2 398 0793

**Turkey:** Talatpasa Cad. No. 5, 80640 GÜLTEPE/ISTANBUL,  
Tel. +90 212 279 2770, Fax. +90 212 282 6707

**Ukraine:** PHILIPS UKRAINE, 4 Patrice Lumumba str., Building B, Floor 7,  
252042 KIEV, Tel. +380 44 264 2776, Fax. +380 44 268 0461

**United Kingdom:** Philips Semiconductors Ltd., 276 Bath Road, Hayes,  
MIDDLESEX UB3 5BX, Tel. +44 181 730 5000, Fax. +44 181 754 8421

**United States:** 811 East Arques Avenue, SUNNYVALE, CA 94088-3409,  
Tel. +1 800 234 7381

**Uruguay:** see South America

**Vietnam:** see Singapore

**Yugoslavia:** PHILIPS, Trg N. Pasica 5/v, 11000 BEOGRAD,  
Tel. +381 11 825 344, Fax. +381 11 635 777

**For all other countries apply to:** Philips Semiconductors, Marketing & Sales Communications,  
Building BE-p, P.O. Box 218, 5600 MD EINDHOVEN, The Netherlands, Fax. +31 40 27 24825

**Internet:** <http://www.semiconductors.philips.com>

© Philips Electronics N.V. 1996

SCA51

All rights are reserved. Reproduction in whole or in part is prohibited without the prior written consent of the copyright owner.

The information presented in this document does not form part of any quotation or contract, is believed to be accurate and reliable and may be changed without notice. No liability will be accepted by the publisher for any consequence of its use. Publication thereof does not convey nor imply any license under patent- or other industrial or intellectual property rights.

Printed in The Netherlands

127041/1200/02/pp16

Date of release: 1996 Jul 26

Document order number: 9397 750 00987

*Let's make things better.*

**Philips  
Semiconductors**



**PHILIPS**