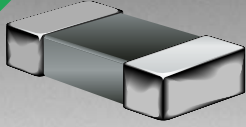


RoHS COMPLIANT



**BOURNS®**

## Features

- High resistance to heat and humidity
- Resistance to mechanical shock and pressure
- Accurate dimensions for automatic surface mounting
- Wide impedance range

## Applications

- Power supply lines
- IC power lines
- Signal lines

# MT Series Low Impedance Chip Ferrite Beads

### Electrical Specifications

Model Number	Impedance (Ω) at 100 MHz	RDC (Ω) Max.	IDC (mA) Max.
MT4532-250Y	25 ±25 %	0.4	300
MT4532-700Y	70 ±25 %	0.3	300
MT4532-121Y	120 ±25 %	0.3	300
MT4532-131Y	125 ±25 %	0.3	300
MT4516-800Y	80 ±25 %	0.3	300
MT4516-101Y	100 ±25 %	0.1	500
MT4516-151Y	150 ±25 %	0.3	300
MT3225-310Y	31 ±25 %	0.3	400
MT3225-520Y	52 ±25 %	0.3	400
MT3225-600Y	60 ±25 %	0.3	400
MT3266-600Y	60 ±25 %	0.3	400
MT3261-190Y	19 ±25 %	0.2	500
MT3261-260Y	26 ±25 %	0.2	500
MT3261-310Y	31 ±25 %	0.2	500
MT3261-420Y	42 ±25 %	0.2	500
MT3261-500Y	50 ±25 %	0.2	500
MT3261-700Y	70 ±25 %	0.2	500
MT3261-900Y	90 ±25 %	0.2	500
MT2029-070Y	7 ±25 %	0.2	600
MT2029-100Y	10 ±25 %	0.2	600
MT2029-110Y	11 ±25 %	0.2	600
MT2029-170Y	17 ±25 %	0.1	600
MT2029-260Y	26 ±25 %	0.1	600
MT2029-300Y	30 ±25 %	0.1	600
MT2029-400Y	40 ±25 %	0.1	600
MT1608-050Y	5 ±25 %	0.2	600
MT1608-090Y	9 ±25 %	0.2	500
MT1608-300Y	30 ±25 %	0.3	400

### General Specifications

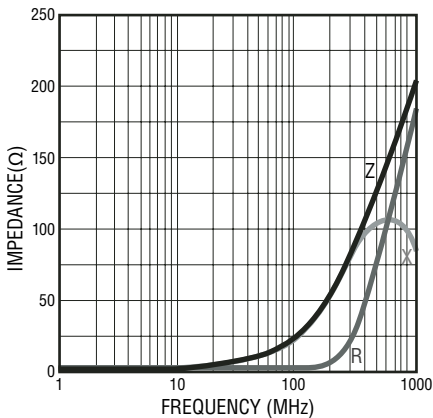
Operating Temperature .....-55 °C to +125 °C  
 Storage Temperature...-55 °C to +125 °C  
 Storage Condition .....+40 °C max. at 70 % RH  
 Reflow Soldering .....230 °C, 50 seconds max.  
 Resistance to Soldering Heat .....260 °C, 5 seconds  
 Rated Current .....Based on max. temperature rise of +40 °C  
 Terminal Strength (Force "F" applied for 30 seconds)  
 4532 Series .....1.5 F (Kg)  
 4516 Series .....1.0 F (Kg)  
 3225 Series .....1.0 F (Kg)  
 3266 Series .....1.0 F (Kg)  
 3261 Series .....1.0 F (Kg)  
 2029 Series .....0.6 F (Kg)  
 1608 Series .....0.5 F (Kg)

### Materials

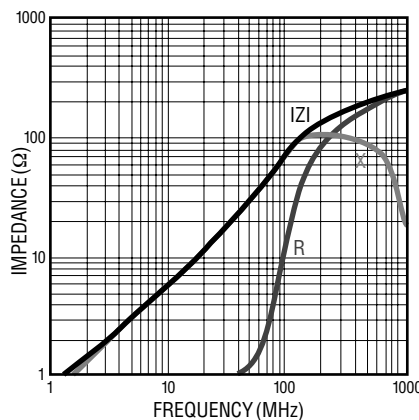
Core Material .....Ferrite  
 Internal Conductor .....Ag or Ag/Pd  
 Terminal .....Ag/Ni/Sn

### Electrical Specifications (continued)

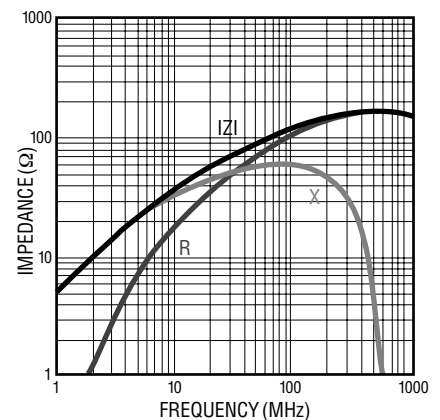
MT 4532- 250Y



MT 4532- 700Y



MT 4532- 121Y



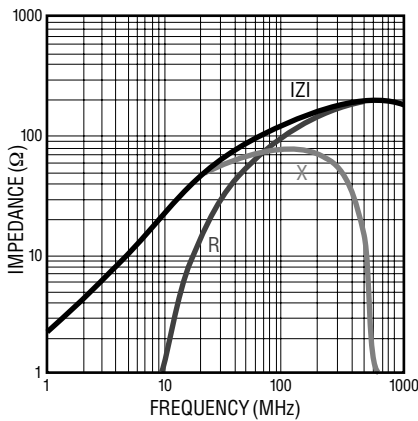
\*RoHS Directive 2002/95/EC Jan 27 2003 including Annex  
 Specifications are subject to change without notice.  
 Customers should verify actual device performance in their specific applications.

# MT Series Low Impedance Chip Ferrite Beads

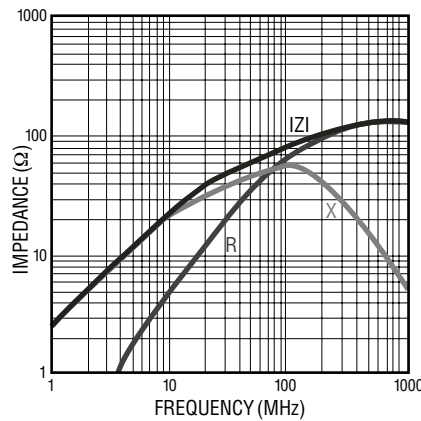
**BOURNS®**

## Electrical Specifications (continued)

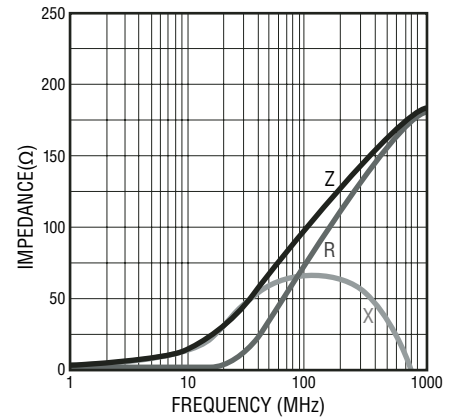
**MT 4532- 131Y**



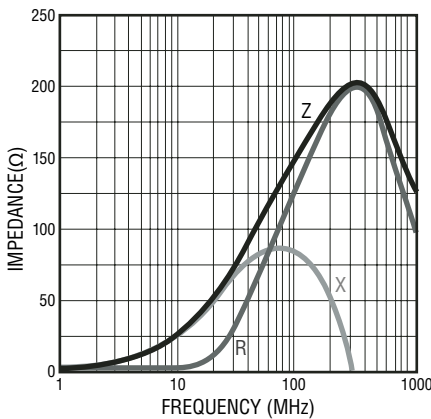
**MT 4516- 800Y**



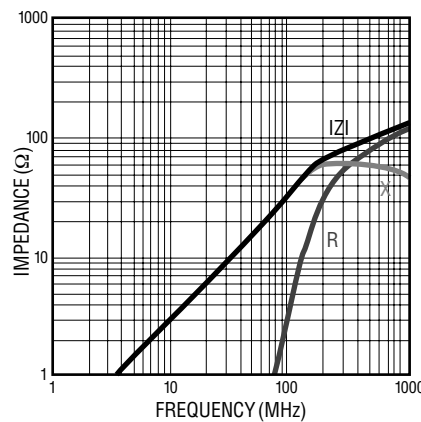
**MT 4516- 101Y**



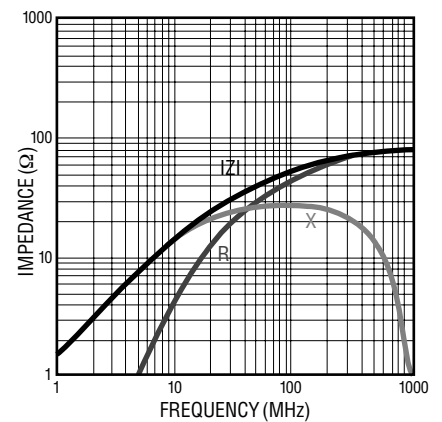
**MT 4516- 151Y**



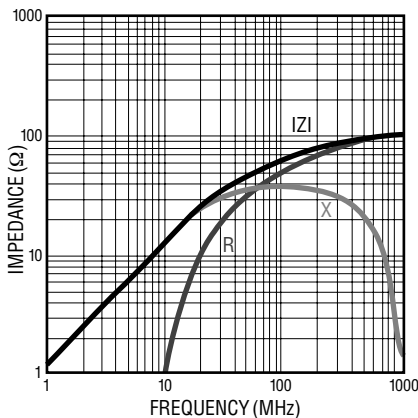
**MT 3225- 310Y**



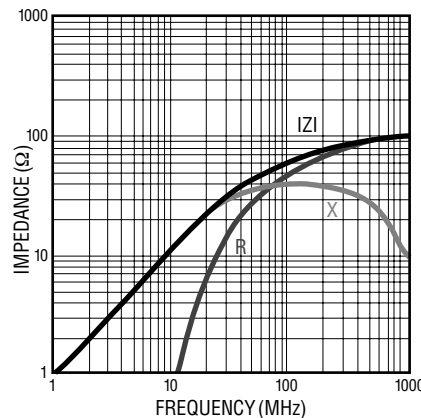
**MT 3225- 520Y**



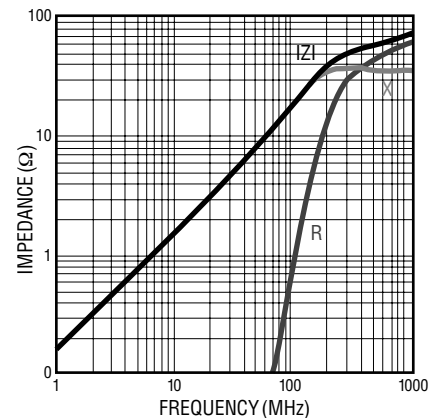
**MT 3225- 600Y**



**MT 3266- 600Y**



**MT 3261- 190Y**



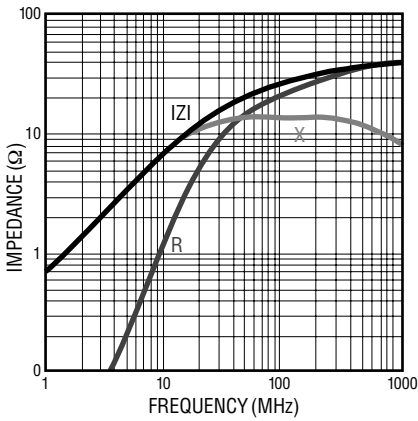
Specifications are subject to change without notice.  
Customers should verify actual device performance in their specific applications.

# MT Series Low Impedance Chip Ferrite Beads

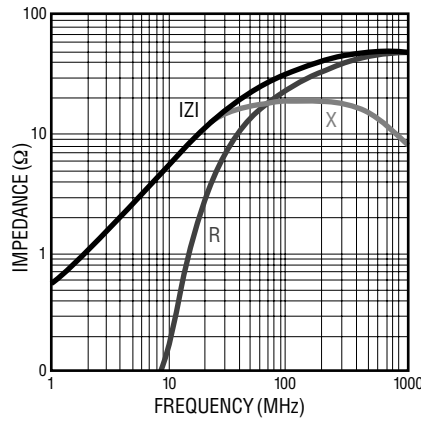
**BOURNS®**

## Electrical Specifications (continued)

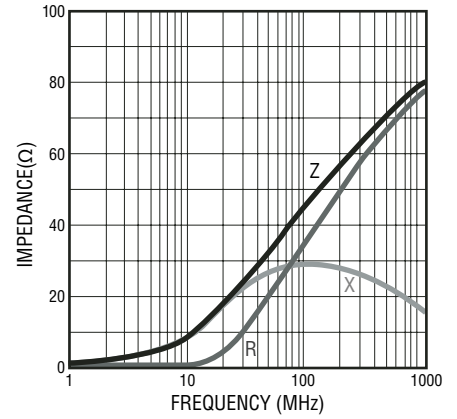
**MT 3261- 260Y**



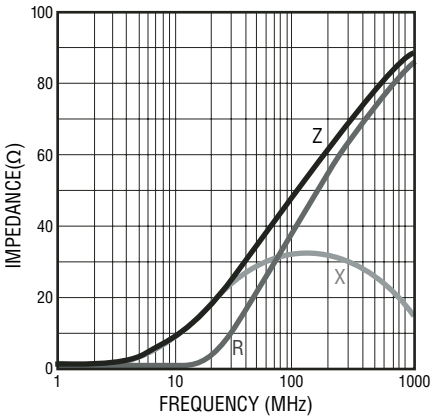
**MT 3261- 310Y**



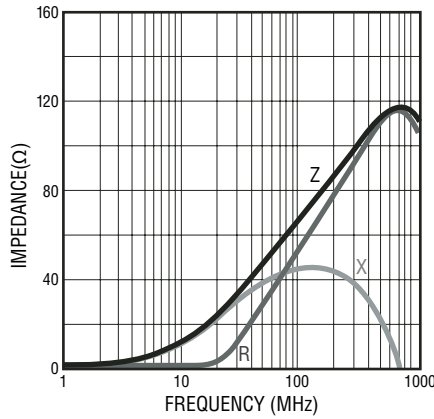
**MT 3261- 420Y**



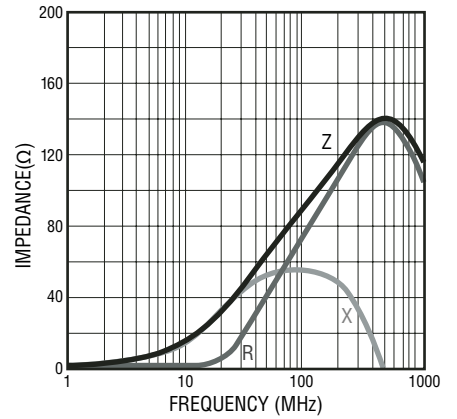
**MT 3261- 500Y**



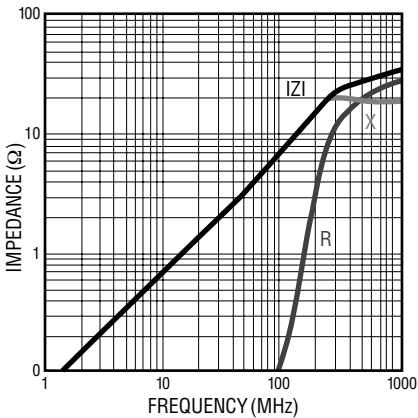
**MT 3261- 700Y**



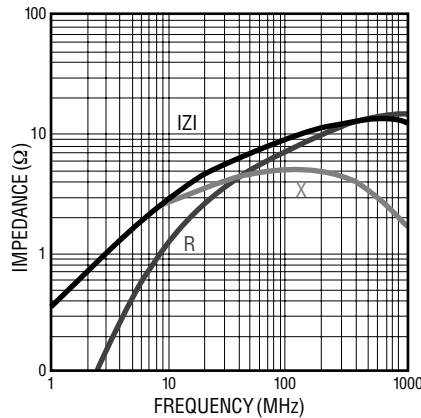
**MT 3261- 900Y**



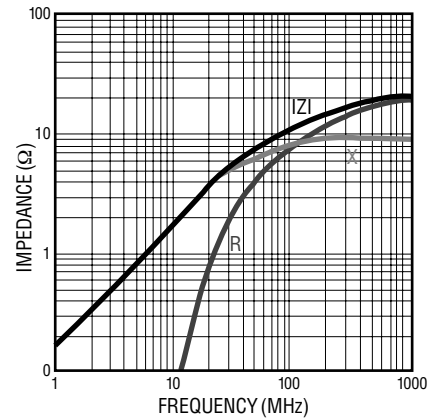
**MT 2029- 070Y**



**MT 2029- 100Y**



**MT 2029- 110Y**



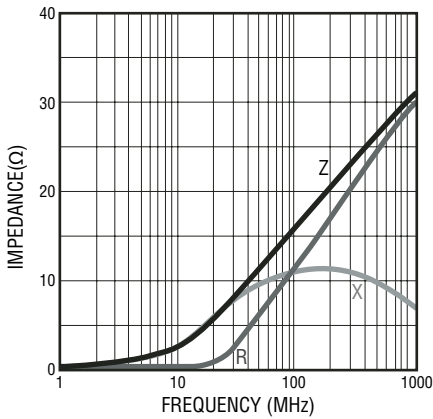
Specifications are subject to change without notice. Customers should verify actual device performance in their specific applications.

# MT Series Low Impedance Chip Ferrite Beads

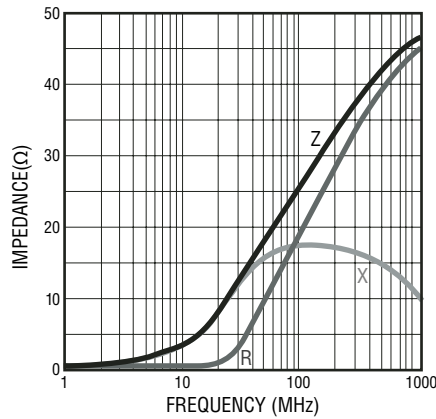
**BOURNS®**

## Electrical Specifications (continued)

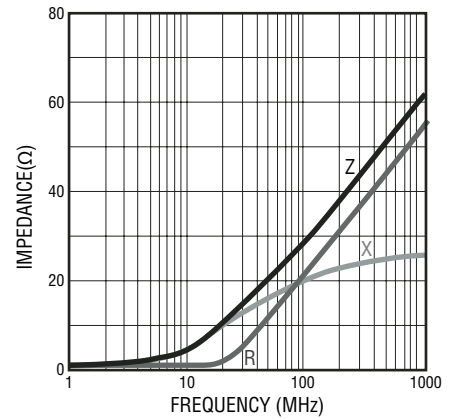
**MT 2029- 170Y**



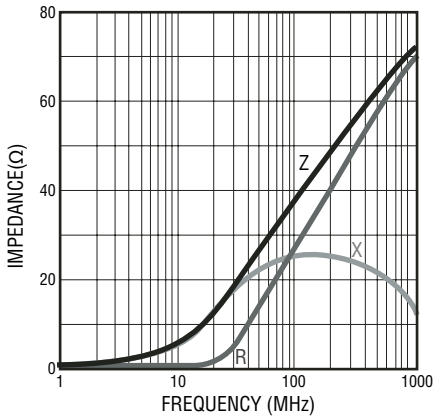
**MT 2029- 260Y**



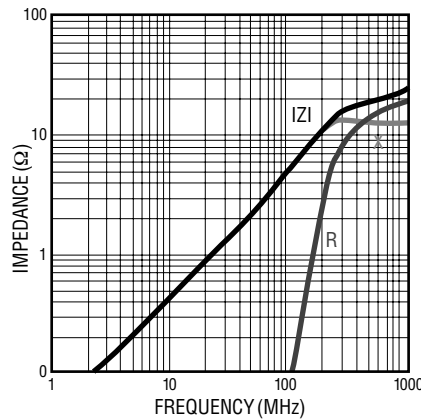
**MT 2029- 300Y**



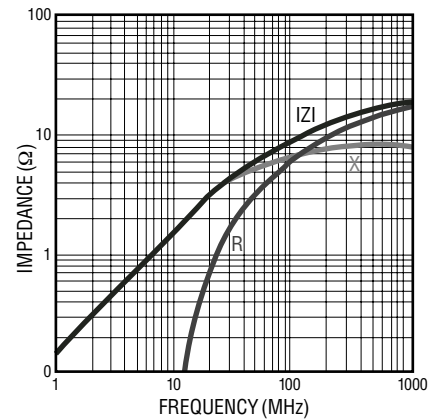
**MT 2029- 400Y**



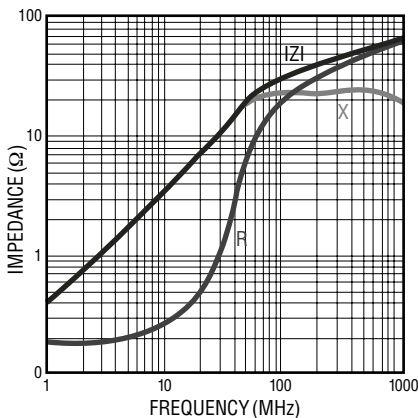
**MT 1608- 050Y**



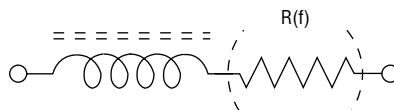
**MT 1608- 090Y**



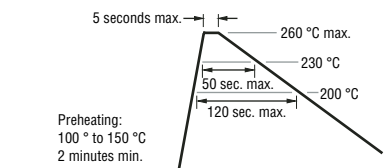
**MT 1608- 300Y**



## Equivalent Circuit



## Recommended Soldering

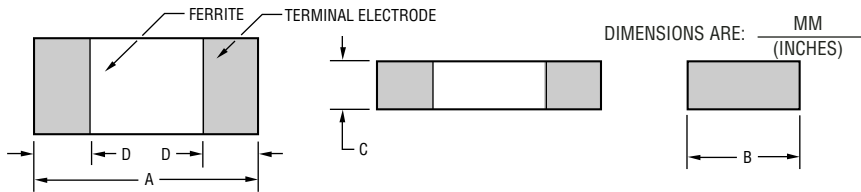


Specifications are subject to change without notice.  
Customers should verify actual device performance in their specific applications.

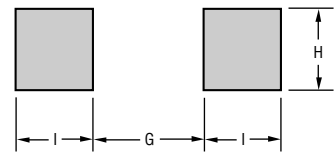
# MT Series Low Impedance Chip Ferrite Beads

**BOURNS®**

## Product Dimensions

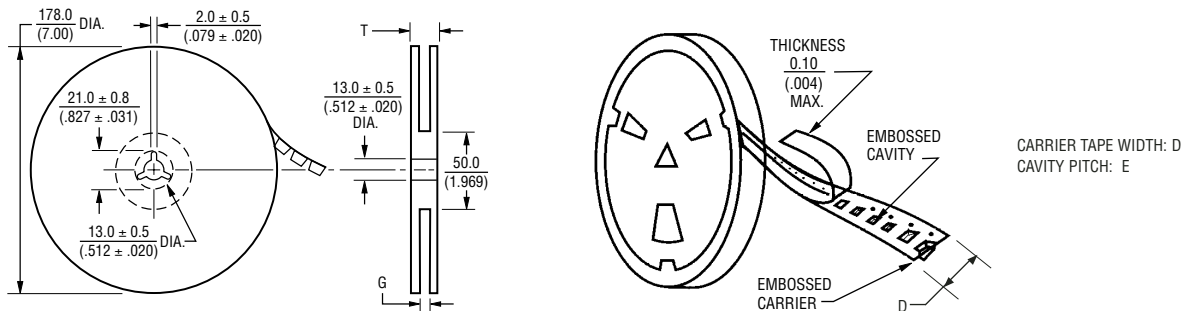


## Recommended Land Pattern



Series	A	B	C	D	G	H	I
4532	$\frac{4.5 \pm 0.2}{(.177 \pm .008)}$	$\frac{3.2 \pm 0.2}{(.126 \pm .008)}$	$\frac{1.5 \pm 0.2}{(.059 \pm .008)}$	$\frac{0.5 \pm 0.2}{(.020 \pm .008)}$	$\frac{3.0}{(.118)}$	$\frac{3.0}{(.118)}$	$\frac{1.5}{(.059)}$
4516	$\frac{4.5 \pm 0.2}{(.177 \pm .008)}$	$\frac{1.6 \pm 0.2}{(.063 \pm .008)}$	$\frac{1.6 \pm 0.2}{(.063 \pm .008)}$	$\frac{0.5 \pm 0.2}{(.020 \pm .008)}$	$\frac{3.0}{(.118)}$	$\frac{1.4}{(.055)}$	$\frac{1.5}{(.059)}$
3266	$\frac{3.2 \pm 0.2}{(.126 \pm .008)}$	$\frac{1.6 \pm 0.2}{(.063 \pm .008)}$	$\frac{1.6 \pm 0.2}{(.063 \pm .008)}$	$\frac{0.5 \pm 0.2}{(.020 \pm .008)}$	$\frac{2.2}{(.118)}$	$\frac{1.4}{(.053)}$	$\frac{1.1}{(.043)}$
3261	$\frac{3.2 \pm 0.2}{(.126 \pm .008)}$	$\frac{1.6 \pm 0.2}{(.063 \pm .008)}$	$\frac{1.1 \pm 0.2}{(.043 \pm .008)}$	$\frac{0.5 \pm 0.2}{(.020 \pm .008)}$	$\frac{2.0}{(.079)}$	$\frac{1.4}{(.053)}$	$\frac{1.1}{(.043)}$
3225	$\frac{3.2 \pm 0.2}{(.126 \pm .008)}$	$\frac{2.5 \pm 0.2}{(.098 \pm .008)}$	$\frac{1.3 \pm 0.2}{(.051 \pm .008)}$	$\frac{0.5 \pm 0.2}{(.020 \pm .008)}$	$\frac{2.2}{(.118)}$	$\frac{2.3}{(.091)}$	$\frac{1.1}{(.043)}$
2029	$\frac{2.0 \pm 0.2}{(.079 \pm .008)}$	$\frac{1.2 \pm 0.2}{(.047 \pm .008)}$	$\frac{0.9 \pm 0.2}{(.035 \pm .008)}$	$\frac{0.5 \pm 0.2}{(.020 \pm .008)}$	$\frac{1.0}{(.040)}$	$\frac{1.0}{(.040)}$	$\frac{1.0}{(.040)}$
1608	$\frac{1.6 \pm 0.2}{(.063 \pm .008)}$	$\frac{0.8 \pm 0.2}{(.031 \pm .008)}$	$\frac{0.8 \pm 0.2}{(.031 \pm .008)}$	$\frac{0.5 \pm 0.2}{(.020 \pm .008)}$	$\frac{0.7}{(.028)}$	$\frac{0.7}{(.128)}$	$\frac{0.7}{(.128)}$

## Reel Dimensions



Series	Pcs. per Reel	Gross Weight (g)	D	E	G	T
4532	1,000	170	$\frac{12.0}{(.472)}$	$\frac{8.0}{(.315)}$	$\frac{14.0 + 0}{(.551 + 0)}$	$\frac{16.5}{(.650)}$
4516	2,000	180	$\frac{12.0}{(.472)}$	$\frac{8.0}{(.315)}$	$\frac{14.0 + 0}{(.551 + 0)}$	$\frac{16.5}{(.650)}$
3266	2,000	140	$\frac{8.0}{(.315)}$	$\frac{4.0}{(.157)}$	$\frac{10.0 + 0}{(.394 + 0)}$	$\frac{12.5}{(.492)}$
3261	3,000	150	$\frac{8.0}{(.315)}$	$\frac{4.0}{(.157)}$	$\frac{10.0 + 0}{(.394 + 0)}$	$\frac{12.5}{(.492)}$
3225	2,500	160	$\frac{8.0}{(.315)}$	$\frac{4.0}{(.157)}$	$\frac{10.0 + 0}{(.394 + 0)}$	$\frac{12.5}{(.492)}$
2029	4,000	120	$\frac{8.0}{(.315)}$	$\frac{4.0}{(.157)}$	$\frac{10.0 + 0}{(.394 + 0)}$	$\frac{12.5}{(.492)}$
1608	4,000	90	$\frac{8.0}{(.315)}$	$\frac{4.0}{(.157)}$	$\frac{10.0 + 0}{(.394 + 0)}$	$\frac{12.5}{(.492)}$