

AP3216P3C

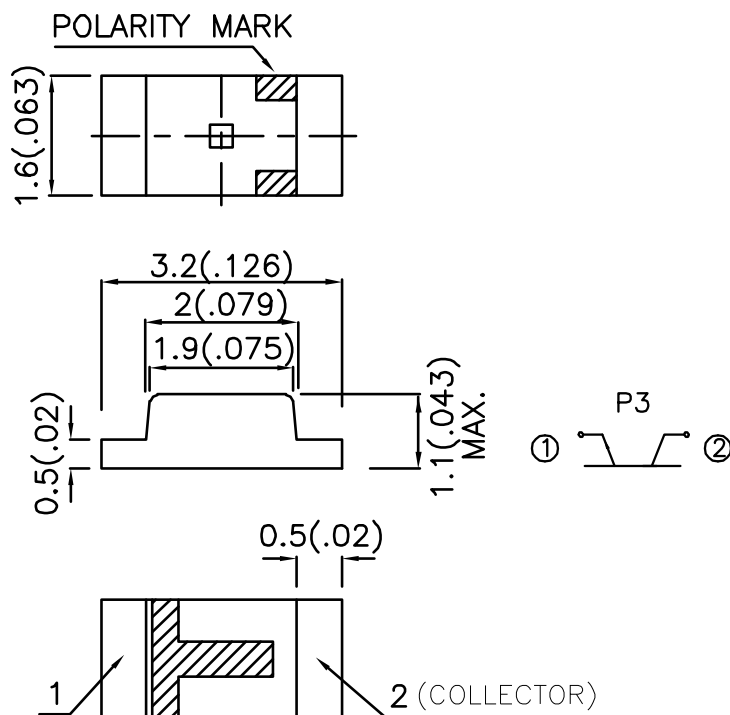
### Features

- MECHANICALLY AND SPECTRALLY MATCHED TO THE AP3216 SERIES INFRARED EMITTING LED LAMP.
- WATER CLEAR LENS.
- PACKAGE : 2000PCS / REEL.
- RoHS COMPLIANT.

### Description

Made with NPN silicon phototransistor chips.

### Package Dimensions



#### Notes:

1. All dimensions are in millimeters (inches).
2. Tolerance is  $\pm 0.2(0.008)$  unless otherwise noted.
3. Specifications are subject to change without notice.

## Electrical / Optical Characteristics at T<sub>A</sub>=25°C

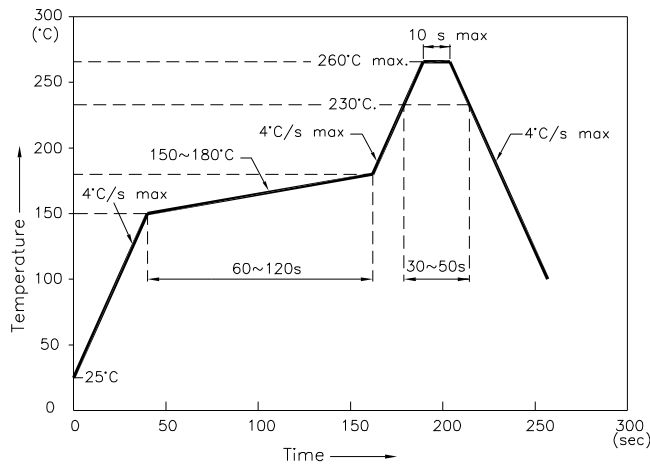
Symbol	Parameter	Min.	Typ.	Max.	Units	Test Conditions
V <sub>BR CEO</sub>	Collector-to-Emitter Breakdown Voltage	30	-	-	V	I <sub>C</sub> =100uA E <sub>e</sub> =0mW/cm <sup>2</sup>
V <sub>BR ECO</sub>	Emitter-to-Collector Breakdown Voltage	5	-	-	V	I <sub>E</sub> =100uA E <sub>e</sub> =0mW/cm <sup>2</sup>
V <sub>CE (SAT)</sub>	Collector-to-Emitter Saturation Voltage	-	-	0.8	V	I <sub>C</sub> =2mA E <sub>e</sub> =20mW/cm <sup>2</sup>
I <sub>CEO</sub>	Collector Dark Current	-	-	100	nA	V <sub>CE</sub> =10V E <sub>e</sub> =0mW/cm <sup>2</sup>
T <sub>R</sub>	Rise Time (10% to 90% )	-	3	-	us	V <sub>CE</sub> = 5V I <sub>C</sub> =1mA R <sub>L</sub> =1000Ω
T <sub>F</sub>	Fall Time (90% to 10% )	-	3	-	us	
I <sub>(ON)</sub>	On State Collector Current	0.1	0.3	-	mA	V <sub>CE</sub> = 5V, E <sub>e</sub> =1mW/cm <sup>2</sup> , λ=940nm
2θ <sub>1/2</sub>	Viewing Angle	-	120	-	deg	-

## Absolute Maximum Ratings at T<sub>A</sub>=25°C

Parameter	Max.Ratings
Collector-to-Emitter Breakdown Voltage	30V
Emitter-to-Collector Breakdown Voltage	5V
Power Dissipation at (or below) 25°C Free Air Temperature	100mW
Operating Temperature Range	-40°C ~ +85°C
Storage Temperature Range	-40°C ~ +85°C

## AP3216P3C

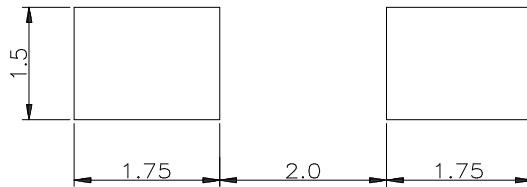
Reflow Soldering Profile For Lead-free SMT Process.



**NOTES:**

1. We recommend the reflow temperature 245°C(+/-5°C). The maximum soldering temperature should be limited to 260°C.
2. Don't cause stress to the epoxy resin while it is exposed to high temperature.
3. Number of reflow process shall be 2 times or less.

### Recommended Soldering Pattern (Units : mm)



### Tape Specifications (Units : mm)

