

# ASD751V-N2

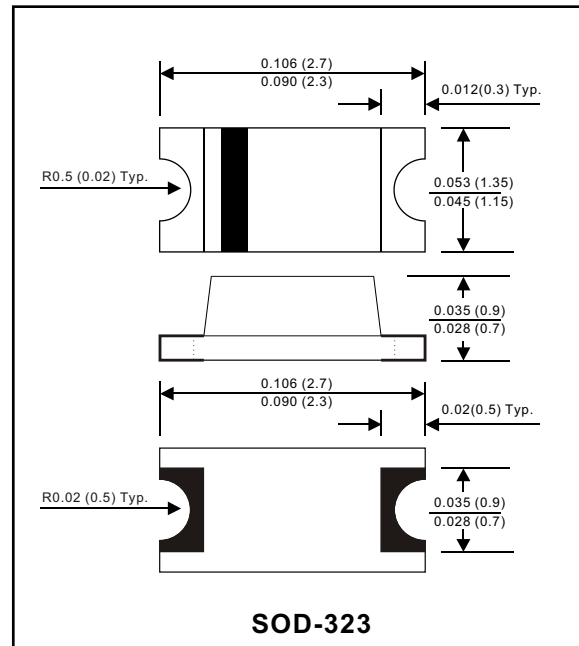
Surface mount small signal type

## Features

- Extermely low VF
- Extermely thin package
- Low stored charge
- Majority carrier conduction

## Mechanical data

Case : Molded plastic, JEDEC SOD-323  
 Terminals : Solder plated, solderable per ML-STD-750,  
 Method 2026  
 Polarity : Indicated by cathode band  
 Mounting Position : Any  
 Weight : 0.000159 ounce, 0.0045 gram



## MAXIMUM RATINGS (AT T<sub>A</sub>=25°C unless otherwise noted)

PARAMETER	CONDITIONS	Symbol	MIN.	TYP.	MAX.	UNIT
Repetitive peak reverse voltage		V <sub>RM</sub>			40	V
Continuous reverse voltage		V <sub>R</sub>			30	V
Mean rectifying current		I <sub>O</sub>			30	mA
Forward surge current	8.3ms single half sine-wave superimposed on rate load (JEDEC methode)	I <sub>FSM</sub>		200		mA
Capacitance between terminals	f=1MHz and applied 10VDC reverse voltage	C <sub>T</sub>		20		pF
Storage temperature		T <sub>J</sub>	-40		+125	°C
Operating temperature		T <sub>STG</sub>	-40		+125	°C

## ELECTRICAL CHARACTERISTICS (AT T<sub>A</sub>=25°C unless otherwise noted)

PARAMETER	CONDITIONS	Symbol	MIN.	TYP.	MAX.	UNIT
Forward voltage	I <sub>F</sub> = 1.0 mA DC	V <sub>F</sub>		0.26	0.37	V
Reverse current	V <sub>R</sub> = 30 V DC	I <sub>R</sub>		0.17	0.5	uA

## RATING AND CHARACTERISTIC CURVES (ASD751V-N2)

FIG.1-TYPICAL FORWARD CHARACTERISTICS

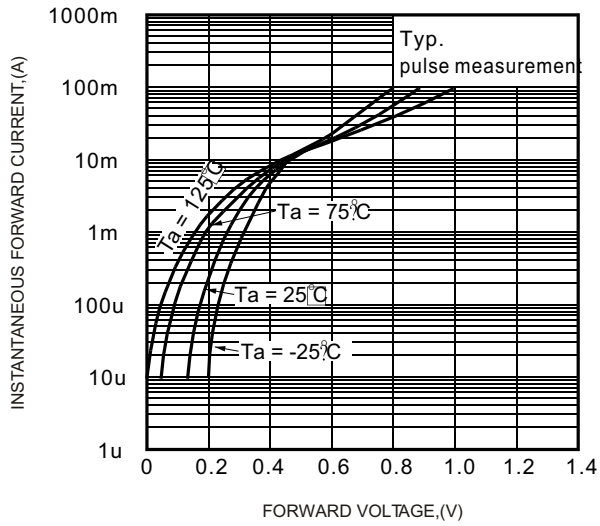


FIG.2 - TYPICAL REVERSE CHARACTERISTICS

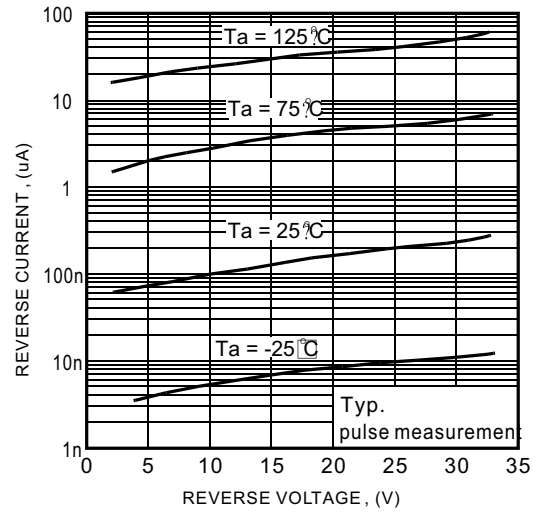


FIG.3-TYPICAL TERMINALS CAPACITANCE

