



SAW Components

Data Sheet B3868





SAW Components

B3868

Low-Loss Filter

929,5 MHz

Data Sheet

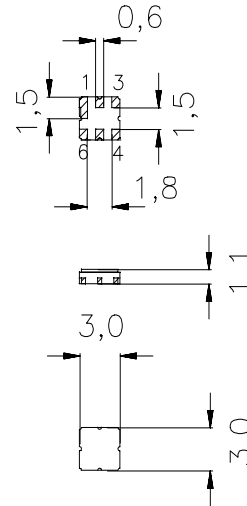
Ceramic package **DCC6C**

Features

- Low-loss RF filter for TETRA phone
- Usable bandwidth 25 MHz
- No matching required for operation at 50 Ω
- Ceramic package for **Surface Mounted Technology (SMT)**
- Hermetically sealed ceramic package
- RoHS compliant

Terminals

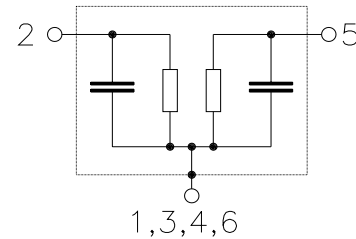
- Gold-plated Ni



Dimensions in mm, approx. weight 0,037 g

Pin configuration

- 2 Input
- 5 Output
- 1, 3, 4, 6 Case grounded



Type	Ordering code	Marking and Package according to	Packing according to
B3868	B39931-B3868-U410	C61157-A7-A67	F61074-V8168-Z000

Electrostatic Sensitive Device (ESD)

Maximum ratings

Operable temperature range	T_A	-35 / +85	°C	Machine Model, 10 pulses source and load impedance 50 Ω
Storage temperature range	T_{stg}	-40 / +85	°C	
DC voltage	V_{DC}	5	V	
ESD Voltage	V^*_{ESD}	100*	V	
Source power (cw)	P_S	6	dBm	

* - acc. to JESD22-A115A (Machine Model), 10 negative & 10 positive pulses



SAW Components

B3868

Low-Loss Filter

929,5 MHz

Data Sheet

Characteristics

Operating temperature range: $T_A = 25 \pm 10 \text{ }^\circ\text{C}$
 Terminating source impedance: $Z_S = 50 \text{ } \Omega$
 Terminating load impedance: $Z_L = 50 \text{ } \Omega$

		min.	typ.	max.	
Nominal frequency	f_N	—	929,5	—	MHz
Maximum insertion attenuation 917,0 MHz ... 942,0 MHz	α_{\max}	—	1,9	2,5	dB
Amplitude ripple (p-p) 917,0 MHz ... 942,0 MHz	$\Delta\alpha$	—	0,6	1,0	dB
Group delay ripple (p-p) 917,0 MHz ... 942,0 MHz	$\Delta\tau$	—	20	30	ns
Return loss (Input and Output) 917,0 MHz ... 942,0 MHz		10,0	11,5	—	dB
Absolute attenuation	α_{abs}				
0,1 MHz ... 800,0 MHz		46	60	—	dB
800,0 MHz ... 870,0 MHz		40	60	—	dB
870,0 MHz ... 890,0 MHz		31	60	—	dB
890,0 MHz ... 900,0 MHz		17	22	—	dB
961,0 MHz ... 1005,0 MHz		20	26	—	dB
1005,0 MHz ... 1035,0 MHz		30	56	—	dB
1035,0 MHz ... 1070,0 MHz		45	50	—	dB
1070,0 MHz ... 1760,0 MHz		40	46	—	dB
1760,0 MHz ... 3120,0 MHz		30	39	—	dB
3120,0 MHz ... 4000,0 MHz		18	30	—	dB
4000,0 MHz ... 6000,0 MHz		—	5	—	dB
Temperature coefficient of frequency	TC_f	—	-36	—	ppm/K



SAW Components

B3868

Low-Loss Filter

929,5 MHz

Data Sheet

Characteristics

Operating temperature range: $T_A = -30$ to $+85$ °C
 Terminating source impedance: $Z_S = 50$ Ω
 Terminating load impedance: $Z_L = 50$ Ω

		min.	typ.	max.	
Nominal frequency	f_N	—	929,5	—	MHz
Maximum insertion attenuation 917,0 MHz ... 942,0 MHz	α_{max}	—	2,2	3,3	dB
Amplitude ripple (p-p) 917,0 MHz ... 942,0 MHz	$\Delta\alpha$	—	0,7	1,2	dB
Group delay ripple (p-p) 917,0 MHz ... 942,0 MHz	$\Delta\tau$	—	24	40	ns
Return loss (Input and Output) 917,0 MHz ... 942,0 MHz		9,0	11,0	—	dB
Absolute attenuation	α_{abs}				
0,1 MHz ... 800,0 MHz		46	60	—	dB
800,0 MHz ... 870,0 MHz		40	60	—	dB
870,0 MHz ... 890,0 MHz		31	60	—	dB
890,0 MHz ... 900,0 MHz		15	22	—	dB
961,0 MHz ... 1005,0 MHz		19	23	—	dB
1005,0 MHz ... 1035,0 MHz		30	56	—	dB
1035,0 MHz ... 1070,0 MHz		45	50	—	dB
1070,0 MHz ... 1760,0 MHz		40	46	—	dB
1760,0 MHz ... 3120,0 MHz		30	39	—	dB
3120,0 MHz ... 4000,0 MHz		18	30	—	dB
4000,0 MHz ... 6000,0 MHz		—	5	—	dB
Temperature coefficient of frequency	TC_f	—	- 36	—	ppm/K



SAW Components

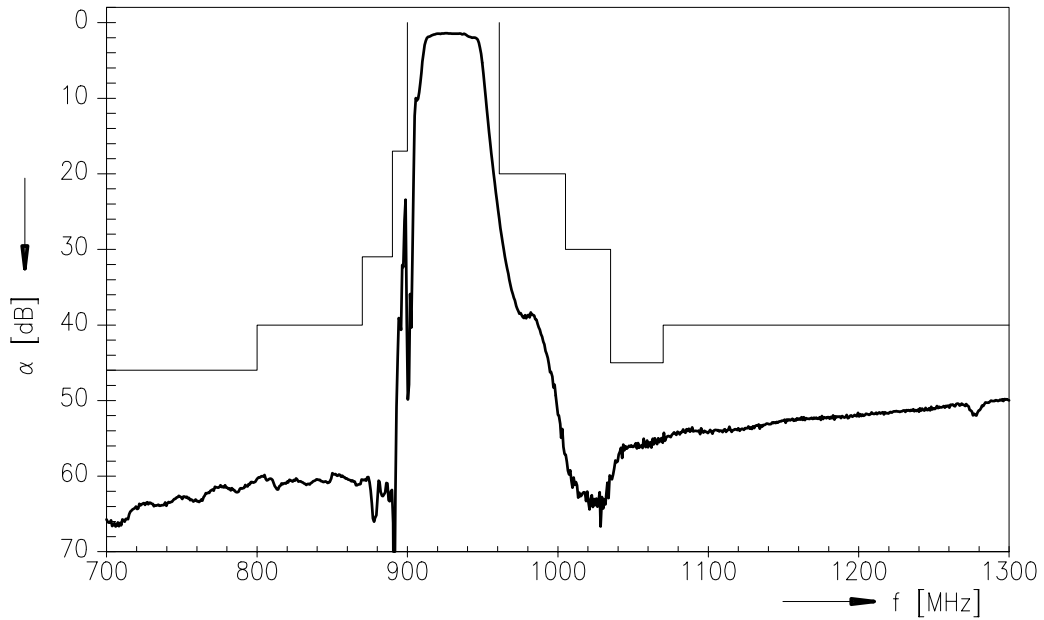
B3868

Low-Loss Filter

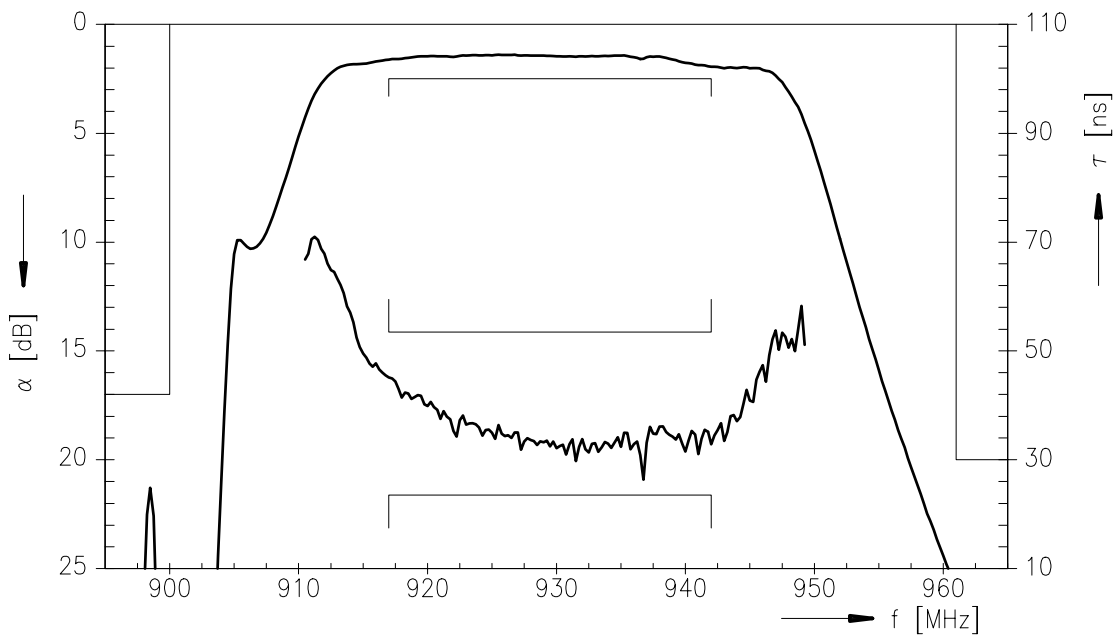
929,5 MHz

Data Sheet

Transfer function



Transfer function (pass band, 25 ± 10 °C)





SAW Components

B3868

Low-Loss Filter

929,5 MHz

Data Sheet

Published by EPCOS AG

Surface Acoustic Wave Components Division, SAW COM WT PD

P.O. Box 80 17 09, D-81617 München

© EPCOS AG 2005. All Rights Reserved. Reproduction, publication and dissemination of this brochure and the information contained therein without EPCOS' prior express consent is prohibited.

The information contained in this brochure describes the type of component and shall not be considered as guaranteed characteristics. Purchase orders are subject to the General Conditions for the Supply of Products and Services of the Electrical and Electronics Industry recommended by the ZVEI (German Electrical and Electronic Manufacturers' Association), unless otherwise agreed.

This brochure replaces the previous edition.

For questions on technology, prices and delivery please contact the Sales Offices of EPCOS AG or the international Representatives.

Due to technical requirements components may contain dangerous substances. For information on the type in question please also contact one of our Sales Offices.