



PM/P/P Cores Halves/EP/TT/PR Cores

Series/Type: EP 7

The following products presented in this data sheet are being withdrawn.

Ordering Code	Substitute Product	Date of Withdrawal	Deadline Last Orders	Last Shipments
B65839A0000Y042	B65839A0000Y066	2002-08-02	2002-12-31	2003-03-31

For further information please contact your nearest EPCOS sales office, which will also support you in selecting a suitable substitute. The addresses of our worldwide sales network are presented at www.epcos.com/sales.

- In accordance with IEC 61596
- For transformers featuring high inductance and low overall height
- For power applications
- EP cores are supplied in sets

Magnetic characteristics (per set)

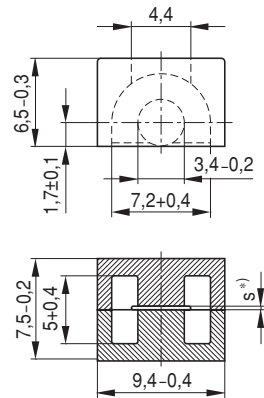
$$\Sigma l/A = 1,52 \text{ mm}^{-1}$$

$$l_e = 15,7 \text{ mm}$$

$$A_e = 10,3 \text{ mm}^2$$

$$A_{\min} = 8,5 \text{ mm}^2$$

$$V_e = 162 \text{ mm}^3$$

Approx. weight 1,4 g/set


*) gapped (one-sided)

FEP0004-T

Gapped

Material	A_L value nH	s approx. mm	μ_e	Ordering code
T38	63 ± 3 %	0,20	76	B65839-A63-A38
	100 ± 3 %	0,13	121	B65839-A100-A38
	160 ± 5 %	0,08	194	B65839-A160-J38
	200 ± 6 %	0,06	243	B65839-A200-C38
	250 ± 7 %	0,05	303	B65839-A250-E38
T57 ¹⁾	63 ± 3 %	0,20	76	B65839-A63-A57
	100 ± 3 %	0,13	121	B65839-A100-A57
	160 ± 5 %	0,08	194	B65839-A160-J57
	200 ± 6 %	0,06	243	B65839-A200-C57
	250 ± 7 %	0,05	303	B65839-A250-E57
N87	63 ± 3 %	0,20	76	B65839-A63-A87
	100 ± 3 %	0,12	121	B65839-A100-A87
	160 ± 5 %	0,07	194	B65839-A160-J87
	200 ± 6 %	0,06	243	B65839-A200-C87
	250 ± 7 %	0,05	303	B65839-A250-E87

1) Preliminary data

Ungapped

Material	A_L value nH	μ_e	A_{L1min} nH	P_V W/set	Ordering code
N30	2000 + 30/- 20 %	2420			B65839-A-R30
T57 ¹⁾	1500 + 30/- 20 %	1820			B65839-A-R57
T65	3000 + 30/- 20 %	3640			B65839-A-R65
T38	5200 + 40/- 30 %	6290			B65839-A-Y38
T42	5800 + 40/- 30 %	7000			B65839-A-Y42
N87	1100 + 30/- 20 %	1330	750	< 0,08 (200 mT, 100 kHz, 100 °C)	B65839-A-R87

1) Preliminary data

Coil former

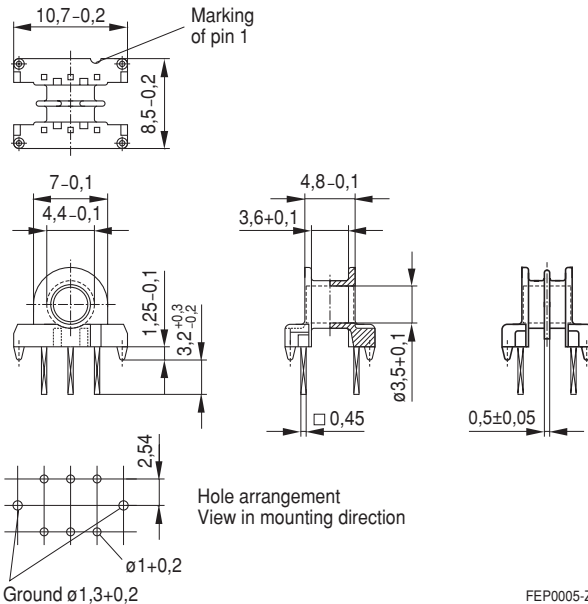
Material: GFR thermosetting plastic (UL 94 V-0, insulation class to IEC 60085: F \triangleq max. operating temperature 155 °C), color code green
 Solderability: to IEC 60068-2-20, test Ta, method 1 (aging 3): 235 °C, 2 s
 Resistance to soldering heat: to IEC 60068-2-20, test Tb, method 1B: 350 °C, 3,5 s
 Winding: see "Processing Notes", page 156
 Squared pins

Cap yoke

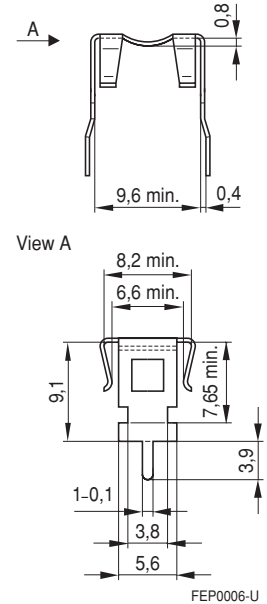
With ground terminal, made of stainless spring steel (tinned), 0,25 mm thick

Coil former					Ordering code
Sections	A_N mm ²	l_N mm	A_R value $\mu\Omega$	Terminals	
1	4,7	17,7	128,7	4 6	B65840-B1004-D1 B65840-B1006-D1
2	4,2	17,7	143,8	4 6	B65840-B1004-D2 B65840-B1006-D2
Cap yoke					B65840-D2000

Coil former



Cap yoke



FEP0005-Z

FEP0006-U

SMD coil former with U terminals

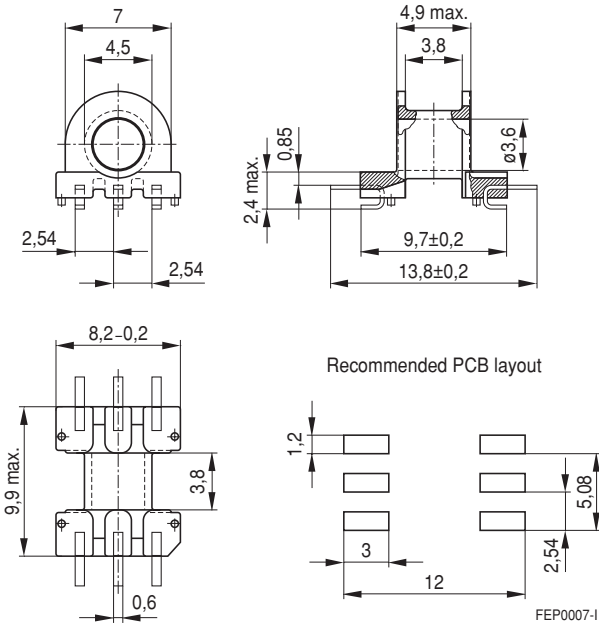
Material: GFR liquid crystal polymer (UL 94 V-0, insulation class to IEC 60085:
F \triangleq max. operating temperature 155 °C), color code black

Solderability: to IEC 60068-2-20, test Ta, method 1 (aging 3): 235 °C, 2 s

Resistance to soldering heat: to IEC 60068-2-20, test Tb, method 1B: 350 °C, 3,5 s
permissible soldering temperature for wire-wrap connection on coil former: 400 °C, 1 s

Winding: see "Processing Notes", page 160

Sections	A_N mm ²	l_N mm	A_R value $\mu\Omega$	Terminals	Ordering code
1	4,7	18,0	132,9	6	B65840-F1106-T1



Herausgegeben von EPCOS AG

Marketing Kommunikation, Postfach 80 17 09, 81617 München, DEUTSCHLAND

© EPCOS AG 2000. Alle Rechte vorbehalten. Vervielfältigung, Veröffentlichung, Verbreitung und Verwertung dieser Broschüre und ihres Inhalts ohne ausdrückliche Genehmigung der EPCOS AG nicht gestattet.

Mit den Angaben in dieser Broschüre werden die Bauelemente spezifiziert, keine Eigenschaften zugesichert. Bestellungen unterliegen den vom ZVEI empfohlenen Allgemeinen Lieferbedingungen für Erzeugnisse und Leistungen der Elektroindustrie, soweit nichts anderes vereinbart wird.

Diese Broschüre ersetzt die vorige Ausgabe.

Fragen über Technik, Preise und Liefermöglichkeiten richten Sie bitte an den Ihnen nächstgelegenen Vertrieb der EPCOS AG oder an unsere Vertriebsgesellschaften im Ausland.

Bauelemente können aufgrund technischer Erfordernisse Gefahrstoffe enthalten. Auskünfte darüber bitten wir unter Angabe des betreffenden Typs ebenfalls über die zuständige Vertriebsgesellschaft einzuholen.

Published by EPCOS AG

Marketing Communications, P.O. Box 80 17 09, 81617 Munich, GERMANY

© EPCOS AG 2000. All Rights Reserved. Reproduction, publication and dissemination of this brochure and the information contained therein without EPCOS' prior express consent is prohibited.

The information contained in this brochure describes the type of component and shall not be considered as guaranteed characteristics. Purchase orders are subject to the General Conditions for the Supply of Products and Services of the Electrical and Electronics Industry recommended by the ZVEI (German Electrical and Electronic Manufacturers' Association), unless otherwise agreed.

This brochure replaces the previous edition.

For questions on technology, prices and delivery please contact the Sales Offices of EPCOS AG or the international Representatives.

Due to technical requirements components may contain dangerous substances. For information on the type in question please also contact one of our Sales Offices.