

BYP57 / BYP58

35A Silicon Power Rectifier Diode

Description

The BYP57/58 are plastic sealed 35A- diodes, which are available in different reverse voltage classes up to 800V.

The diodes can be delivered with limited forward voltage and reverse current differences for parallel connecting in rectifier stacks and back-off-diodes


Features

- Forward current 35A
- Reverse voltage 75V – 800V
- Hermetic press-fit package
- Available in different modifications of the package

Applications

- Power supplies
- Rectifier diode in car generators
- Rectifier bridges/stacks
- Back-off-diodes

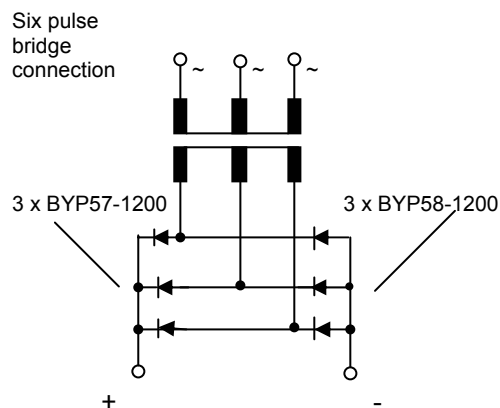
Pinout details



BYP57: 1 - cathode
2 - anode

BYP58: 1 - anode
2 - cathode

Typical application circuit

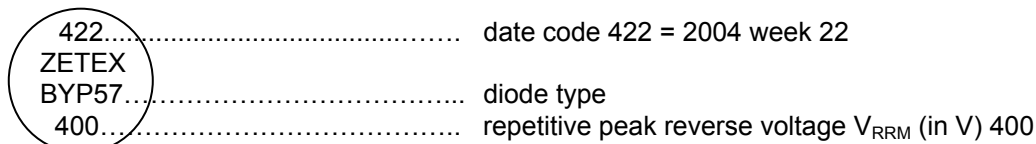


Ordering information

Device	Quantity per box	Options
BYP57-75; ...; BYP57-800	400	The package quantities for the different package modifications are included in "PressFitPackageModifications.pdf"
BYP58-75; ...; BYP58-800	400	

Device marking

Devices are identified by type. Colour of marking: BYP57- black, BYP58 – red



BYP57 / BYP58

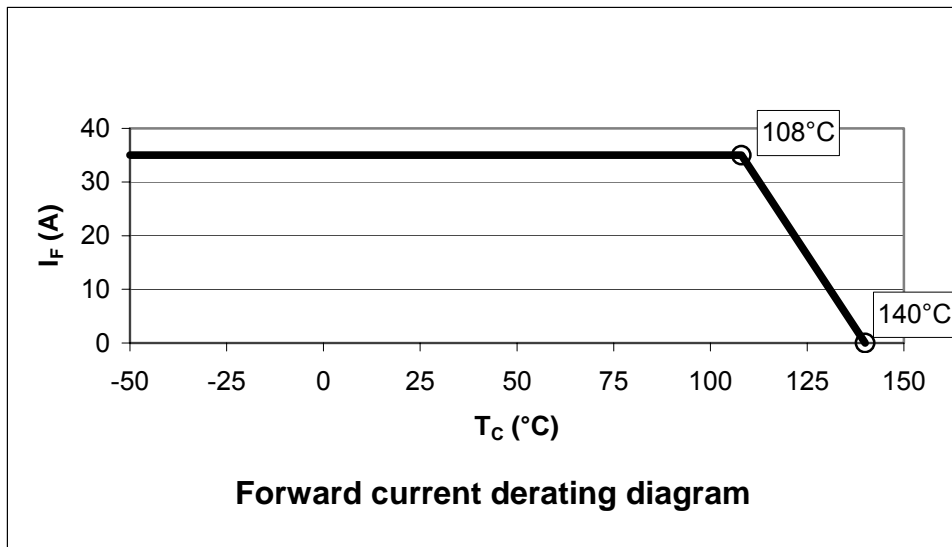
Absolute maximum ratings (at $T_{amb} = 25^{\circ}\text{C}$ unless otherwise stated)

Parameter		Symbol		Unit	Test condition	
Repetitive peak reverse voltage	BYP57-75	BYP58-75	V_{RRM}	75	V	$T_c = 140^{\circ}\text{C}$
	BYP57-100	BYP58-100		100		
	BYP57-150	BYP58-150		150		
	BYP57-200	BYP58-200		200		
	BYP57-300	BYP58-300		300		
	BYP57-400	BYP58-400		400		
	BYP57-500	BYP58-500		500		
	BYP57-600	BYP58-600		600		
	BYP57-700	BYP58-700		700		
	BYP57-800	BYP58-800		800		
Forward current, arithmetic value		I_{FAV}	35	A		
Surge forward current		I_{FSM}	600	A	half-sine wave, ≤ 10 ms	
			500		$T_J = 175^{\circ}\text{C}$ half-sine wave, ≤ 10 ms	
Maximum rated value		$\int i^2 dt$	1800	A^2s	half-sine wave, ≤ 10 ms	
			1250		$T_J = 175^{\circ}\text{C}$ half-sine wave, ≤ 10 ms	
Repetitive peak forward current		$I_{FRM} = \pi * I_{FAV}$	110	A	$f = >15$ Hz	
Effective forward current		I_{FRMS}	55	A		
Junction temperature		T_{Jmax}	175	$^{\circ}\text{C}$		
Storage temperature range		T_{stg}	- 50 to + 140	$^{\circ}\text{C}$		

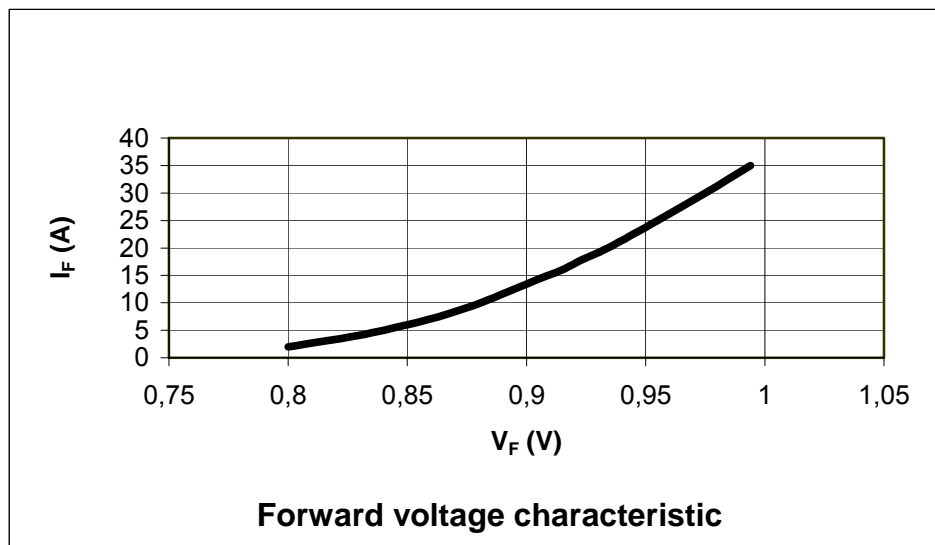
Thermal resistance

Parameter	Symbol	Value	Unit
Junction to case	$R_{\theta JC}$	1.0	$^{\circ}C/W$

Thermal characteristics



Electrical characteristics (at $T_{amb} = 25^{\circ}C$ unless otherwise stated)



BYP57 / BYP58

Electrical characteristics (at $T_{amb} = 25^{\circ}\text{C}$ unless otherwise stated)

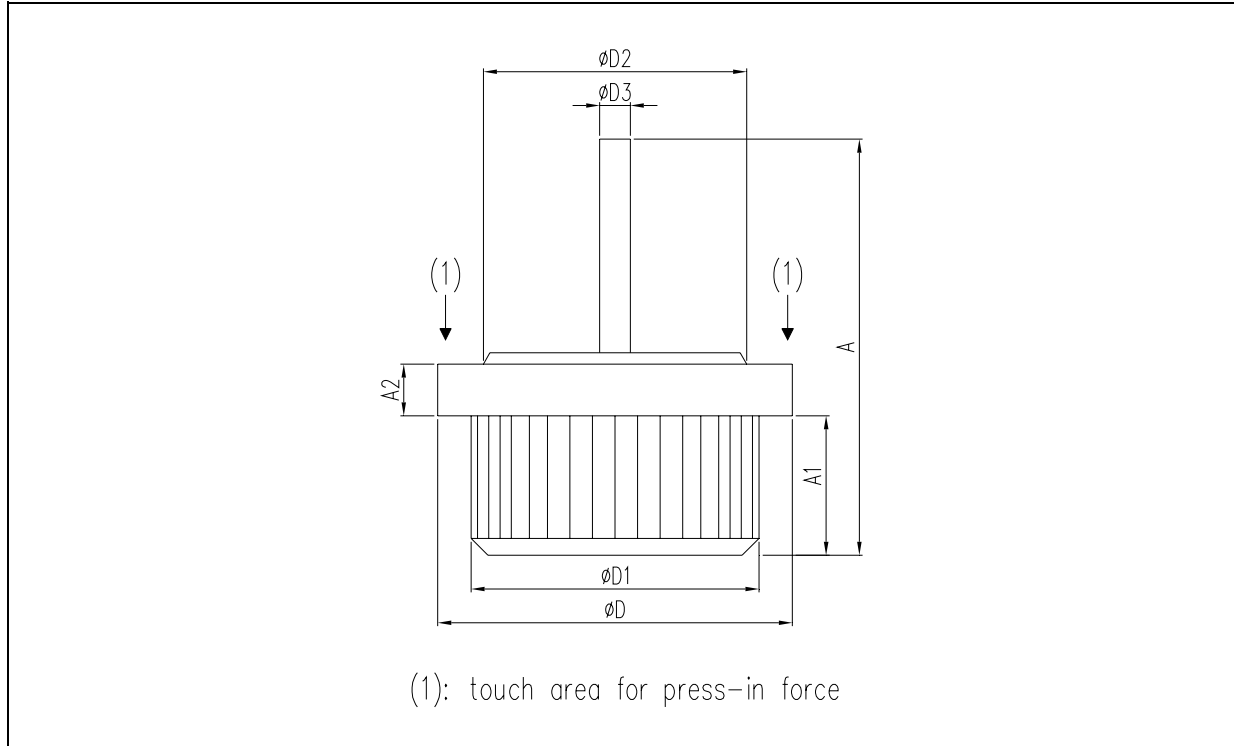
Parameter		Symbol	Min.	Typ.	Max.	Unit	Test conditions
Forward voltage	BYP57-75...800 BYP58-75...800	V_F	-	1.0	1.1	V	$I_F = 35\text{ A}$, measuring time 10ms (half-sine wave)
Forward voltage (information values)	BYP57-75...800 BYP58-75...800	V_F	-	-	1.2	V	$I_F = 50\text{ A}$,
Reverse current	BYP57-75...150 BYP58-75...150	I_{RRM}	-	-	3	mA	$T_J = 140^{\circ}\text{C}$, at V_{RRM}
	BYP57-200...800 BYP58-200...800		-	-	1.5		
	BYP57-75...400 BYP58-75...400	I_{RRM}	-	-	0.25	mA	at V_{RRM}
	BYP57-500...800 BYP58-500...800		-	-	0.1		
Threshold voltage (information value)		$V_{(FO)}$	-	0.66	-	V	$T_J = 175^{\circ}\text{C}$
Slope resistance (information value)		r_F	-	5.75	-	m Ω	$T_J = 175^{\circ}\text{C}$

Options: Electrical characteristics for parallel connecting

(at $T_{amb} = 25^{\circ}\text{C}$ unless otherwise stated)

Option	Parameter	Symbol	Min.	Typ.	Max.	Unit	Test conditions
1	Forward voltage difference in one category of forward voltage	ΔV_F	-	-	0.05	V	$I_F = 35\text{ A}$, measuring time 10ms (half-sine wave)
2	Reverse current in one category of forward voltage (only for BYP57-300...800 and BYP58-300...800)	I_R	-	-	0.01	mA	at V_{RRM}

Packaging details



Package dimensions

Dimensions in millimeters are control dimensions, dimensions in inches are approximate

DIM	Millimeters			Inches		
	MIN	TYP	MAX	MIN	TYP	MAX
A	18,00	18,50	19,00	0,709	0,728	0,748
A1	5,90	6,10	6,30	0,232	0,240	0,248
A2	2,10	2,30	2,50	0,083	0,091	0,098
D	15,50	15,70	15,90	0,610	0,618	0,626
D1	12,72	12,77	12,82	0,501	0,503	0,505
D2	11,50	11,70	11,90	0,453	0,461	0,469
D3	1,33	1,36	1,39	0,052	0,054	0,055

Europe	Americas	Asia Pacific	Corporate Headquarters
Zetex GmbH Streitfeldstraße 19 D-81673 München Germany	Zetex Inc 700 Veterans Memorial Highway Hauppauge, NY 11788 USA	Zetex (Asia Ltd) 3701-04 Metroplaza Tower 1 Hing Fong Road, Kwai Fong Hong Kong	Zetex Semiconductors plc Zetex Technology Park, Chadderton Oldham, OL9 9LL United Kingdom
Telefon: (49) 89 45 49 49 0 Fax: (49) 89 45 49 49 49 europe.sales@zetex.com	Telephone: (1) 631 360 2222 Fax: (1) 631 360 8222 usa.sales@zetex.com	Telephone: (852) 26100 611 Fax: (852) 24250 494 asia.sales@zetex.com	Telephone (44) 161 622 4444 Fax: (44) 161 622 4446 hq@zetex.com

For international sales offices visit www.zetex.com/offices

Zetex products are distributed worldwide. For details, see www.zetex.com/salesnetwork

This publication is issued to provide outline information only which (unless agreed by the company in writing) may not be used, applied or reproduced for any purpose or form part of any order or contact or be regarded as a representation relating to the products or services concerned. The company reserves the right to alter without notice the specification, design, price or conditions of supply of any product or service.