


Accessories

Shunts for DC Currents

Type DER




- Shunts for DC current
- In accordance with DIN-Standard

Product Description

Shunts for DC current in accordance with DIN-standard. Ranges from 1 A to 10000 A.

Ordering Key

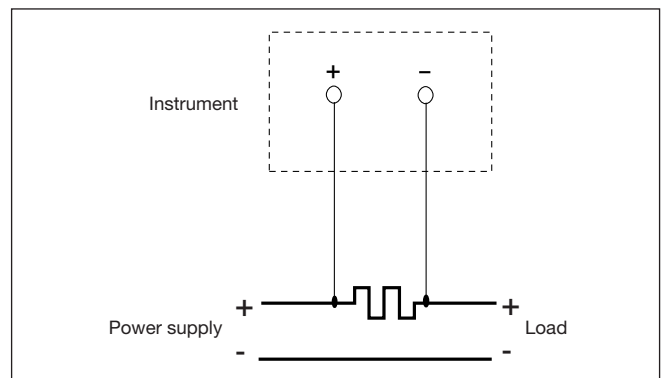
DER 100A 60mV



Type Selection

Range code	Voltage drop
Refer to Range and Dimensions Table	60 mV: Standard others: Special feature

Wiring Diagram



Input Specifications

Accuracy	0.5%
Voltage drop	60 mV (standard) 150 mV or others on request
Maximum overload	1.2 I _n , continuous overload 10 I _n x 5 s., up to 250 A 5 I _n x 5 s., 250 to 2,000 A 2 I _n x 5 s., 2,000 to 10,000 A

General Specifications

Construction and dimensions	In accordance with DIN 43703 standard
Operating temperature	-25 to + 40°C (-13°F to + 104°F)
Insulated base	Only for models up to 25 A
Special features	Connection cable of 2,5 mm ² , length to be specified Voltage drop of 150 mV or others

Range and Dimension Table (60mV only)

Model	In Range	Size	Dimensions (mm)									DIN Bolts	DIN Washers	DIN 934 Nuts
			a1	a2	b1	b2	b3	c1	c2	e	h			
DER 1	1 A	AS	90	28	20	-	-	8	-	78	-	M5	5.3	-
DER 1.5	1.5 A	AS	90	28	20	-	-	8	-	78	-	M5	5.3	-
DER 2.5	2.5 A	AS	90	28	20	-	-	8	-	78	-	M5	5.3	-
DER 4	4 A	AS	90	28	20	-	-	8	-	78	-	M5	5.3	-
DER 6	6 A	AS	90	28	20	-	-	8	-	78	-	M5	5.3	-
DER 10	10 A	AS	90	28	20	-	-	8	-	78	-	M5	5.3	-
DER 15	15 A	AS	90	28	20	-	-	8	-	78	-	M5	5.3	-
DER 25	25 A	AS	90	28	20	-	-	8	-	80	-	M5	5.3	-
DER 40	40 A	A	100	33	20	-	-	8	-	80	-	M8	8.4	-
DER 60	60 A	A	100	33	20	-	-	8	-	80	-	M8	8.4	-
DER 100	100 A	A	100	33	20	-	-	8	-	80	-	M8	8.4	-
DER 150	150 A	A	100	33	20	-	-	8	-	80	-	M8	8.4	-
DER 250	250 A	B	145	55	30	15	-	10	10	105	30	M12	13.5	M12
DER 400	400 A	B	145	55	40	20	-	10	10	105	30	M16	17	M16
DER 600	600 A	B	145	55	40	20	-	10	10	105	30	M16	17	M16
DER 1000	1000 A	B	165	65	60	30	-	10	10	115	30	M20	21	M20
DER 1500	1500 A	B	165	65	90	21	48	10	10	115	30	M16	17	M16
DER 2500	2500 A	B	165	65	120	30	60	10	10	115	30	M20	21	M20
DER 4000	4000 A	C	165	65	120	30	60	15	10	115	60	M20	21	M20
DER 6000	6000 A	C	175	70	154	25	52	25	15	125	130	M20	21	M20
DER 10000	10000 A	C	185	75	206	25	52	30	20	135	170	M20	21	M20

Dimensions (mm)

