

LCD - EMI FILTER/TVS ARRAY

**APPLICATIONS**

- ✓ LCD Displays
- ✓ Cellular Phones
- ✓ Notebooks
- ✓ Personal Digital Assistant (PDA)
- ✓ Ground Positioning System (GPS)
- ✓ SMART Cards

**IEC COMPATIBILITY (EN61000-4)**

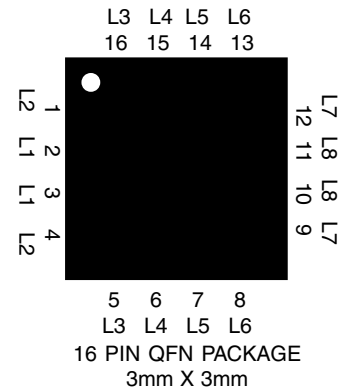

- ✓ 61000-4-2 (ESD): Air - 15kV, Contact - 8kV
- ✓ 61000-4-4 (EFT): 40A - 5/50ns

**FEATURES**

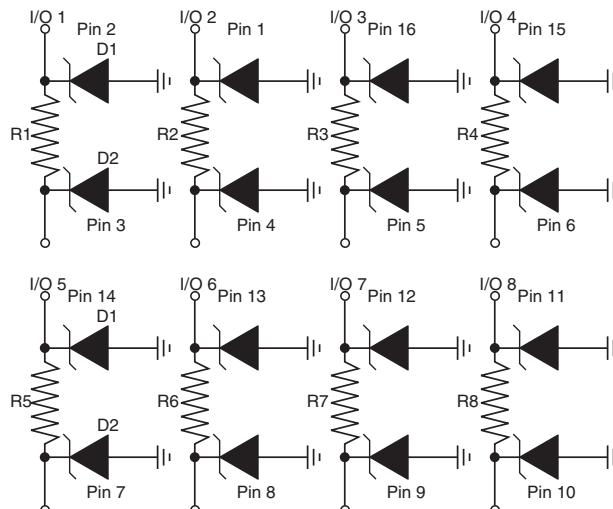
- ✓ ESD Protection > 25 kilovolts
- ✓ Bidirectional EMI Filtering/TVS Low Pass Filters
- ✓ Low Insertion Loss: -3db Roll-Off @ 150MHz
- ✓ Protects Up to Eight(8) Data Lines
- ✓ RoHS Compliant on Lead-Free Versions

**MECHANICAL CHARACTERISTICS**

- ✓ QFN-16 Package
- ✓ Weight 0.73 milligrams (Approximate)
- ✓ Available in Tin-Lead or Lead-Free Pure-Tin Plating(Annealed)
- ✓ Solder Reflow Temperature:
  - Tin-Lead - Sn/Pb, 85/15: 240-245°C
  - Pure-Tin - Sn, 100: 260-270°C
- ✓ Flammability rating UL 94V-0
- ✓ Marking: Logo, Part Number and Pin One Defined By Dot on Package



**PIN CONFIGURATION**



Note: Center Tab as the Ground.

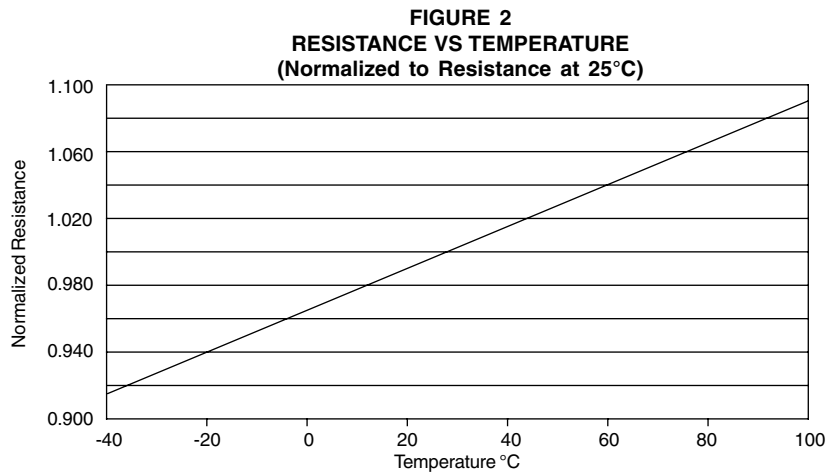
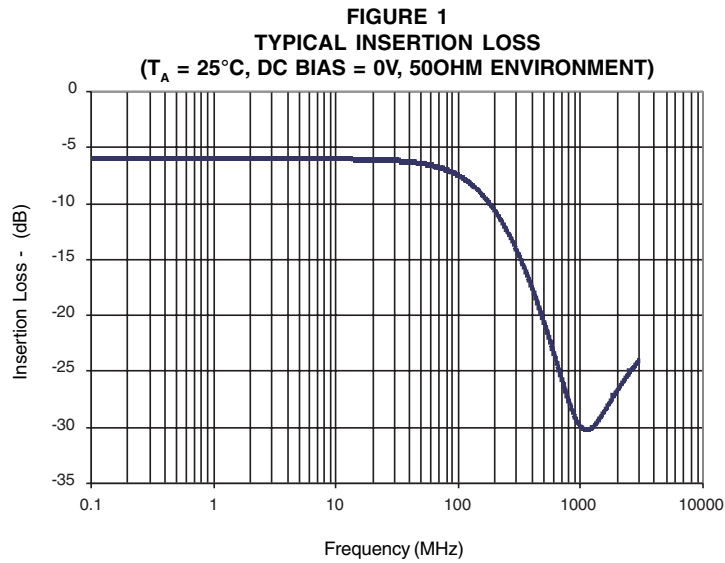
## DEVICE CHARACTERISTICS

MAXIMUM RATINGS @ 25°C Unless Otherwise Specified			
PARAMETER	SYMBOL	VALUE	UNITS
Operating Temperature	$T_J$	-40°C to 85°C	°C
Storage Temperature	$T_{STG}$	-55°C to 150°C	°C
DC Power Per Resistor	P	100	mW
Typical Resistance @ ± 15%	R	100	OHMS
Soldering Temperature for 10 seconds	$T_L$	265°C	°C

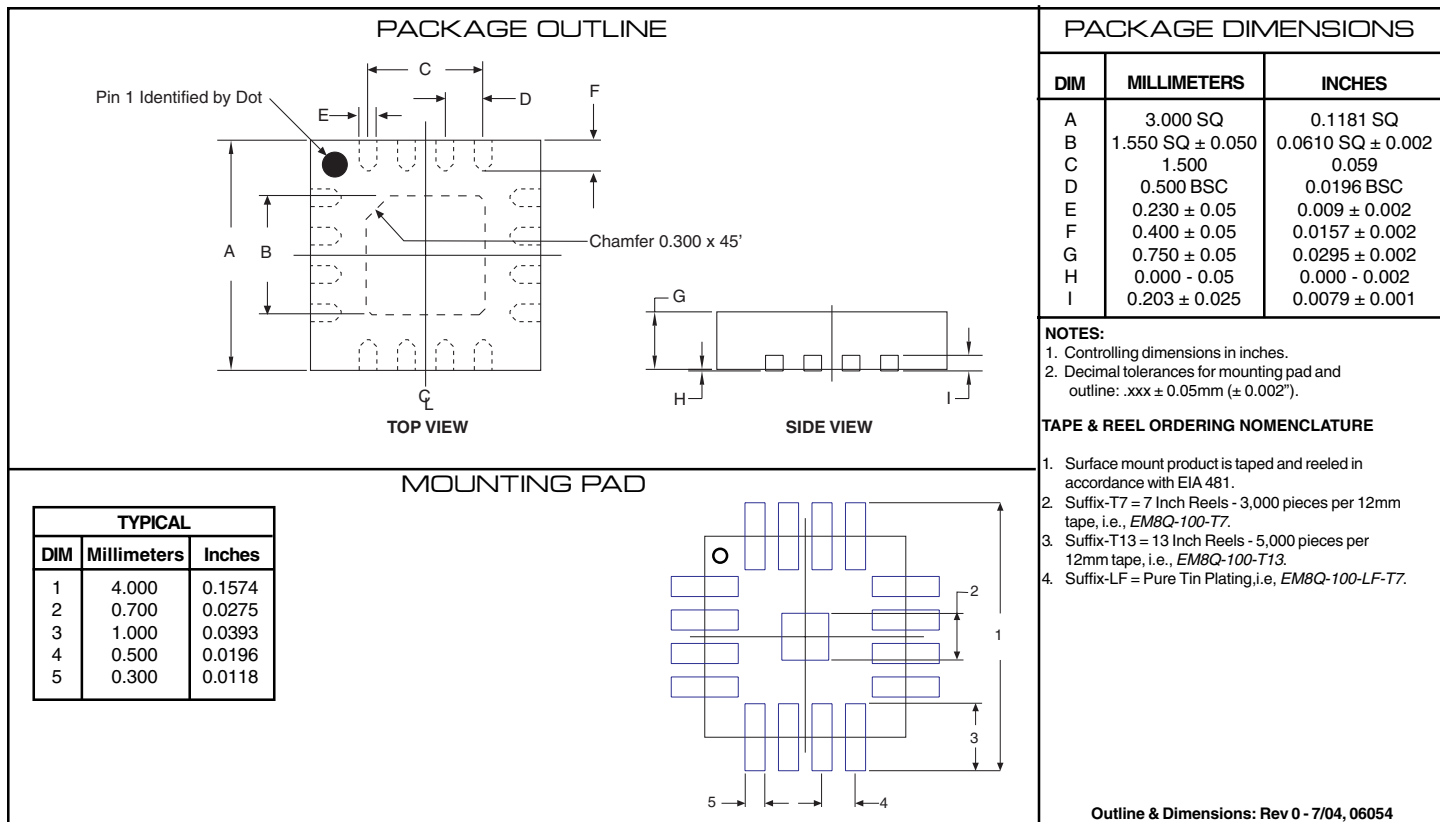
ELECTRICAL CHARACTERISTICS PER LINE @ 25°C Unless Otherwise Specified							
PART NUMBER	RATED STAND-OFF VOLTAGE	MINIMUM BREAKDOWN VOLTAGE	MAXIMUM REVERSE LEAKAGE CURRENT	TYPICAL FORWARD VOLTAGE	MINIMUM ATTENUATION	CUT-OFF FREQUENCY (50 Ohms I/O ZERO BIAS)	TYPICAL CAPACITANCE PER LINE (See Note 1)
	$V_{WM}$ VOLTS	@ 1mA $V_{(BR)}$ VOLTS	@ 3V $I_b$ $\mu A$	@ 10mA $V_F$ VOLTS	@ 800-3000 MHz dB	$f_c$ MHz	@ 2.5V, 1 MHz C pF
EM8Q-100	5.0	6.0	0.1	0.8	25	150	20

**Note 1:** ±20% tolerance.

GRAPHS

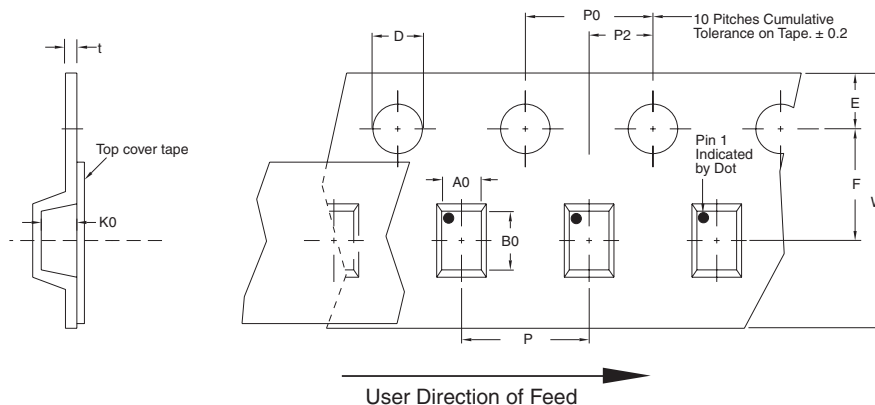


## PACKAGE OUTLINE & DIMENSIONS



Tape & Reel Specifications (Dimensions in millimeters)

Reel Dia.	Tape Width	A0	B0	K0	D	E	F	W	P0	P2	P	tmax
178mm (7")/330mm (13")	12mm	3.30 ± 0.10	3.30 ± 0.10	1.00 ± 0.10	1.50 ± 0.10	1.75 ± 0.10	5.50 ± 0.10	12.00 ± 0.30	4.00 ± 0.10	2.00 ± 0.05	8.00 ± 0.10	0.25



**COPYRIGHT © ProTek Devices 2005**

**SPECIFICATIONS:** ProTek reserves the right to change the electrical and or mechanical characteristics described herein without notice (except JEDEC).

**DESIGN CHANGES:** ProTek reserves the right to discontinue product lines without notice, and that the final judgement concerning selection and specifications is the buyer's and that in furnishing engineering and technical assistance, ProTek assumes no responsibility with respect to the selection or specifications of such products.

**ProTek Devices**  
 2929 South Fair Lane, Tempe, AZ 85282  
 Tel: 602-431-8101 Fax: 602-431-2288  
 E-Mail: [sales@protekdevices.com](mailto:sales@protekdevices.com)  
 Web Site: [www.protekdevices.com](http://www.protekdevices.com)