

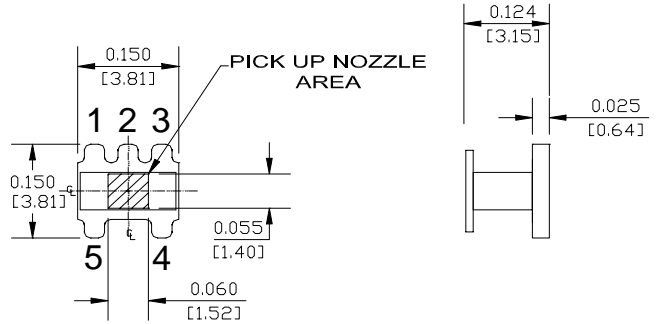
# ETC1-1T-13

## 5.0 – 120 MHz

# ETC1-1T-13

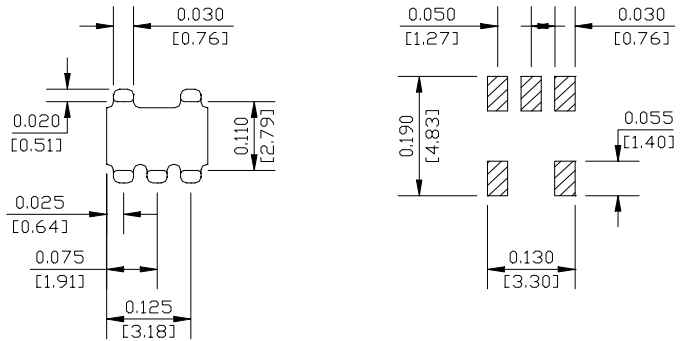


**Case Style : 100015511**



**Features**

- Surface mount
- 1:1 Impedance
- CT on Secondary
- 75 Ohm
- Available on Tape & Reel



**PCB FOOTPRINT**

**Description**

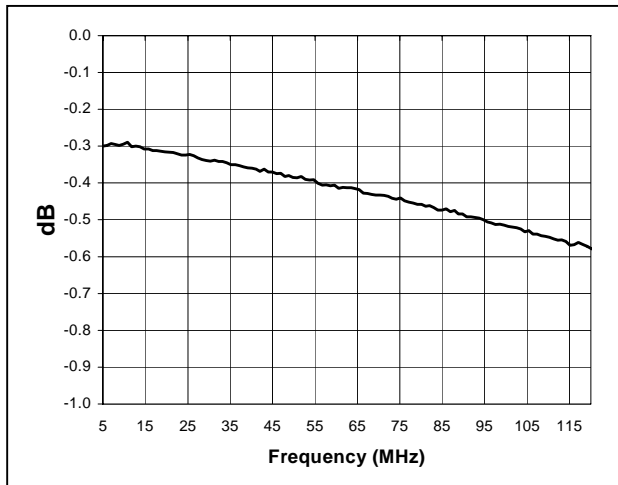
M/A Com's ETC1-1T-13 is a 1:1 RF flux coupled transformer in a low cost, surface mount package. Ideally suited for high volume cellular & wireless applications.

**Electrical Specifications @ 25°C**

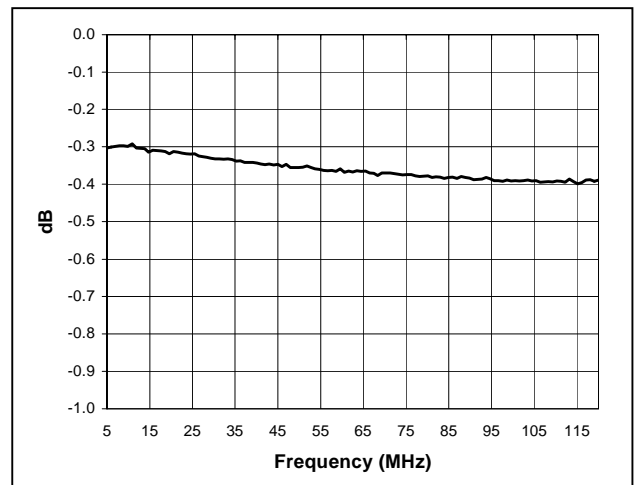
Parameter	Frequency (MHz)	Units	Min.	Typ.	Max.
Frequency Range.	5 - 120	-	-	-	-
Insertion Loss.	5 – 120	dB	-	0.5	0.8
Amp Balance.	5 – 120	dB	-	0.2	0.4
Phase Balance.	5 – 65	°	-	1.0	4.0
Input Return Loss.	5 – 75	dB	20.0	25.0	-
	75 - 120	dB	15.0	20.0	-

Note: Specifications subject to change without notice.

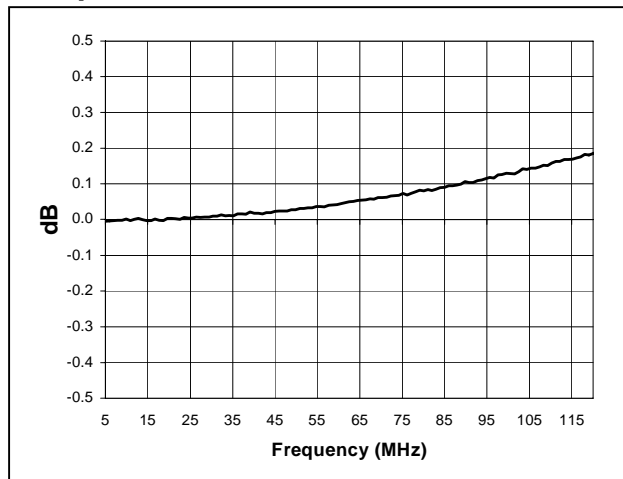
**Insertion Loss 1**



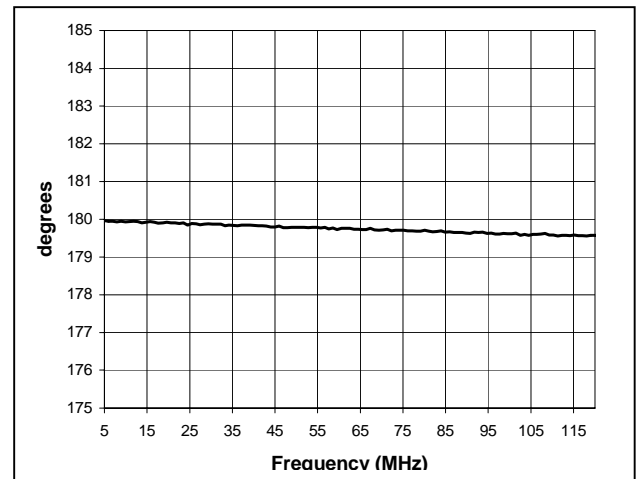
**Insertion Loss 2**



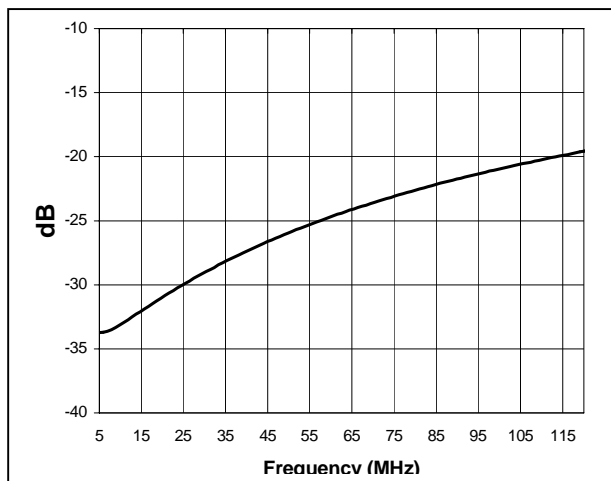
**Amplitude Unbalance**



**Phase Unbalance**



**Input Return Loss**



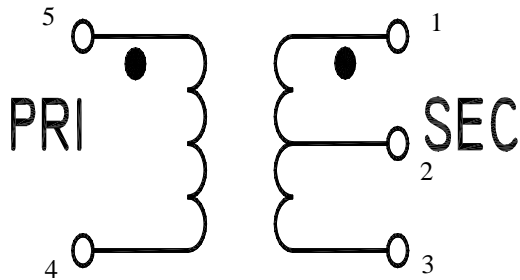
VR

Specifications subject to change without notice.

- North America: Tel. (800) 366-2266, Fax (800) 618-8883
- Asia/Pacific: Tel.+81-44-844-8296, Fax +81-44-844-8298
- Europe: Tel. +44 (1344) 869 595, Fax+44 (1344) 300 020

Visit [www.macom.com](http://www.macom.com) for additional data sheets and product information.



**Schematic****Pin Configuration**

Pin No.	Function
3	Secondary
2	Secondary CT
1	Secondary Dot
5	Primary Dot
4	Primary

**Absolute Maximum Ratings**

Parameter	Absolute Maximum
RF Power	250 mW
DC Current	30 mA
Storage Temperature	-40°C to +85° C
Operating Temperature	-40°C to +85° C

VR

Specifications subject to change without notice.

- North America: Tel. (800) 366-2266, Fax (800) 618-8883
- Asia/Pacific: Tel.+81-44-844-8296, Fax +81-44-844-8298
- Europe: Tel. +44 (1344) 869 595, Fax+44 (1344) 300 020

Visit [www.macom.com](http://www.macom.com) for additional data sheets and product information.

**tyco** / Electronics

**MACOM**