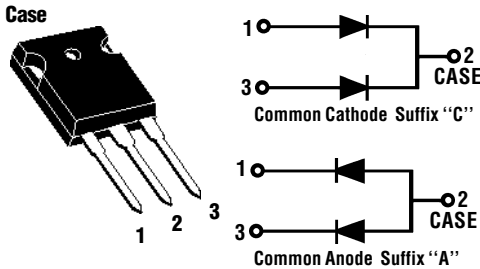
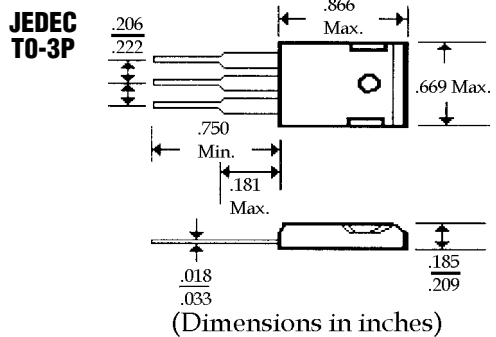


Description



Mechanical Dimensions



Features

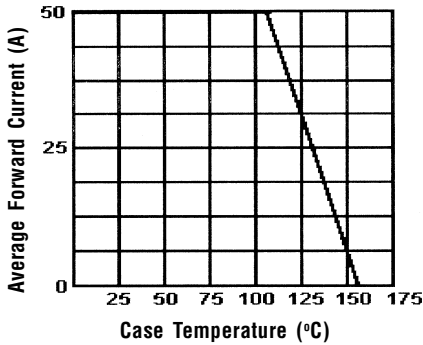
- HIGH CURRENT CAPABILITY WITH LOW V_F
- HIGH SURGE VOLTAGE AND TRANSIENT PROTECTION
- HIGH EFFICIENCY w/LOW POWER LOSS
- MEETS UL SPECIFICATION 94V-0

<i>FBR5030 . . . 5060 Series</i>							Units
Maximum Ratings	FBR5030	FBR5035	FBR5040	FBR5045	FBR5050	FBR5060	
Peak Repetitive Reverse Voltage... V_{RRM}	30	35	40	45	50	60	Volts
Working Peak Reverse Voltage... V_{RWM}	30	35	40	45	50	60	Volts
DC Blocking Voltage... V_{DC}	30	35	40	45	50	60	Volts
RMS Reverse Voltage... V_R (rms)	21	24	28	31	35	42	Volts
Average Forward Rectified Current... I_o @ $T_C = 110^\circ C$ V_R (equiv.) $\leq 0.2V_{R(DC)}$ 50						Amps
Non-Repetitive Peak Forward Surge Current... I_{FSM} @ Rated Load Conditions, 1/2 Sine Wave, Single Phase, 60Hz 500						Amps
Operating & Storage Temperature Range... T_J, T_{STRG} -65 to 150						°C
Electrical Characteristics							
Maximum Forward Voltage... V_F @ $I_f = 25$ Amps	<60			<70			Volts
Maximum DC Reverse Current... I_R @ Rated DC Blocking Voltage 5.0						mAmps
$T_C = 25^\circ C$ $T_C = 125^\circ C$	< 100			< 150			mAmps

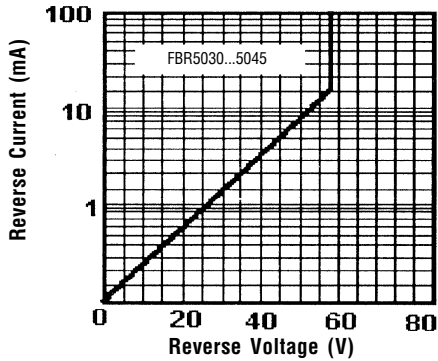
50 Amp SCHOTTKY BARRIER RECTIFIERS

FBR5030 ... 5060 Series

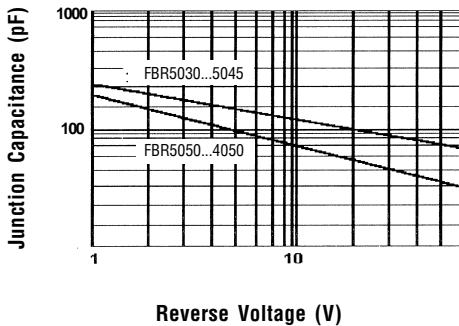
Forward Current Derating Curve



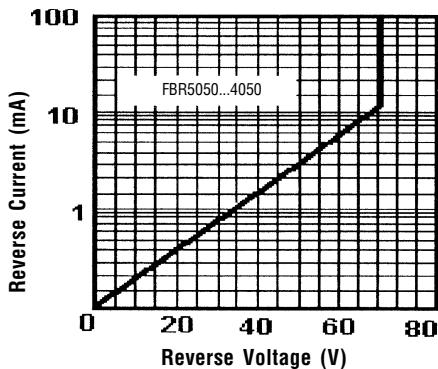
Typical Reverse Characteristics



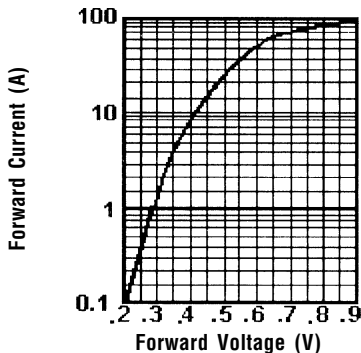
Typical Junction Capacitance



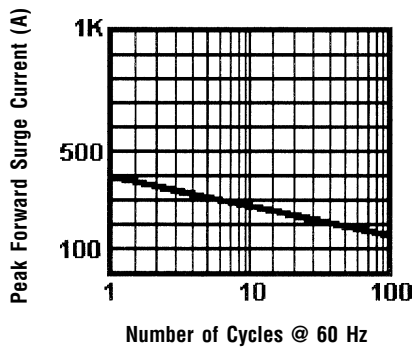
Typical Reverse Characteristics



Typical Forward Characteristics



Peak Forward Surge Current



Ratings at 25 Deg. C ambient temperature unless otherwise specified.

Single Phase Half Wave, 60 Hz Resistive or Inductive Load.

For Capacitive Load, Derate Current by 20%.