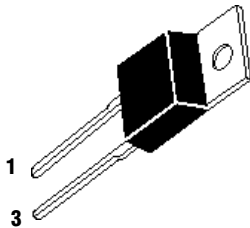


7.5 Amp SCHOTTKY BARRIER RECTIFIERS

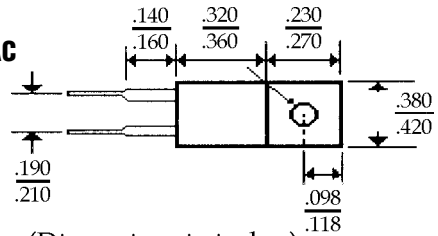
FBR735...745 Series

Description



2
Case

JEDEC
TO-220AC



(Dimensions in inches)

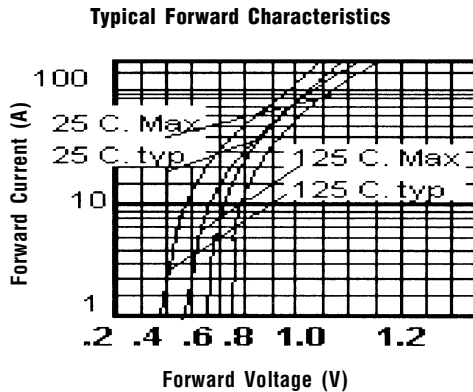
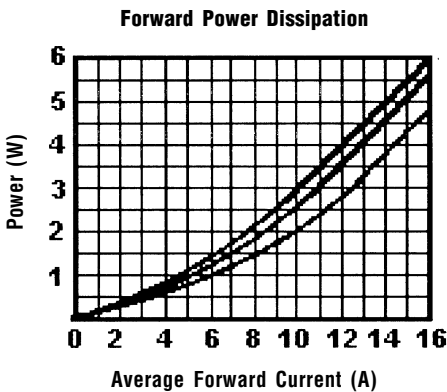
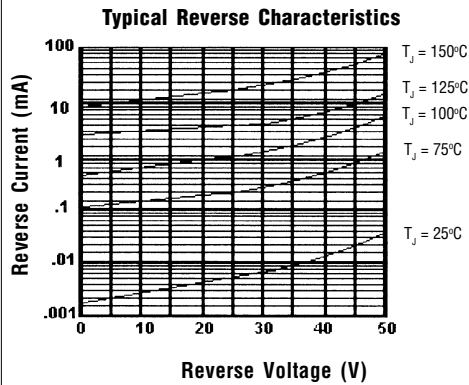
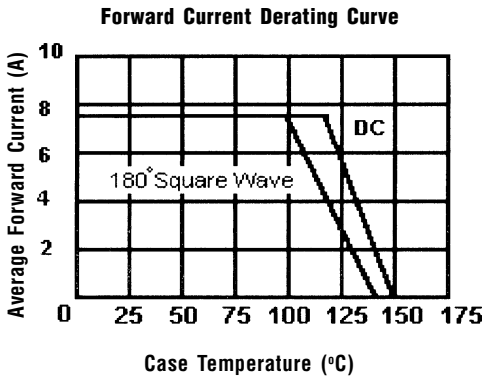
Features

- HIGH CURRENT CAPABILITY WITH LOW V_F
- HIGH SURGE VOLTAGE AND TRANSIENT PROTECTION
- SUPERIOR METAL PROCESS
- MEETS UL SPECIFICATION 94V-0

FBR735 . . . 745 Series				Units
Maximum Ratings	FBR735	FBR740	FBR745	
Peak Repetitive Reverse Voltage... V_{RRM}	35	40	45	Volts
Working Peak Reverse Voltage... V_{RWM}	35	40	45	Volts
DC Blocking Voltage... V_{DC}	35	40	45	Volts
RMS Reverse Voltage... $V_{R(rms)}$	24	28	31	Volts
Average Forward Rectified Current... $I_{F(av)}$ @ $T_C = 110^\circ C$	7.5	Amps
Repetitive Peak Forward Surge Current... I_{FM}	15	Amps
Non-Repetitive Peak Forward Surge Current... I_{FSM} @ Rated Load Conditions, 1/2 Wave, Single Phase, 60Hz	150	Amps
Voltage Rate of Change at Rated V_R ... D_V/D_T	1000	Volts/ μs
Operating Temperature Range... T_J	-65 to 150	$^\circ C$
Storage Temperature Range... T_{STRG}	-65 to 175	$^\circ C$
Electrical Characteristics				
Maximum Forward Voltage... V_F @ $I_F = 15$ Amps, $25^\circ C$84	Volts
@ $I_F = 15$ Amps, $125^\circ C$72	Volts
@ $I_F = 7.5$ Amps, $125^\circ C$57	Volts
Maximum DC Reverse Current... I_R @ Rated DC Blocking Voltage	2.0	mAmps
$T_L = 25^\circ C$	15	mAmps
$T_L = 125^\circ C$

7.5 Amp SCHOTTKY BARRIER RECTIFIERS

FBR735... 745 Series



Electrical Description

Case Cathode, No Suffix Required



Case Anode, Use Suffix "R"



Ratings at 25 Deg. C ambient temperature unless otherwise specified.

Single Phase Half Wave, 60 Hz Resistive or Inductive Load.

For Capacitive Load, Derate Current by 20%.