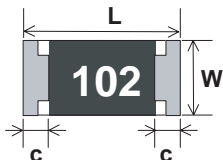


No. FCD12 / 1206

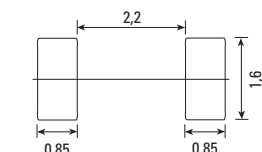
This product is not recommended for new designs. Please refer to Littelfuse No. 466.



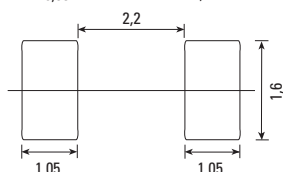
Dimensions



Pad Layout (mm)



Reflow



Wave

UL 248-14, 32V/64 V, F

Time-Current Characteristic

Quick Acting (F)

Applicable Standards

IEC 60127-4
UL 248-14

Approval

cULus Recognized

Features

Excellent for overcurrent protection of miniature portable equipment
very low internal resistance
Flame resistant ceramic substrate
Internationally approved

WebLinks

Further info see:

www.wickmanngroup.com

Further application info see Fuseology:

www.wickmanngroup.com/download/fuseology.pdf

Specifications

Packaging

TP: Paper Tape (5000 pcs.)
Reel diameter 18 cm
Tape width 8 mm

Material

Housing: Ceramic/Glass
Terminals: Sn plated

Operating Temperature

-55 °C to +125 °C

Solderability

235 °C, 2 s

At least 95 % of the terminal surface must be covered by new solder

Soldering Heat Resistance

260 °C, 10 s / 280 °C, 5 s

No visible damage. Meet electrical requirement

Marking

Code for rated current

Unit Weight

10 mg / 11 mg



Limits for Pre-arcing Time

Rated Current	$2.5 \times I_N$
200 mA ... 5.0 A	< 5 s

Dimensions (mm)

	size	L	W	H	c	d
FCD12 200 mA - 2.5 A	1206	3.2±0.2	1.6±0.15	0.6±0.10	0.5±0.25	0.5±0.25
FCD12 3.15 A - 5 A				0.65±0.10		

Permissible continuous operating current is ≤ 80 % of rated current at ambient temperature of 23 °C (73.4 °F).

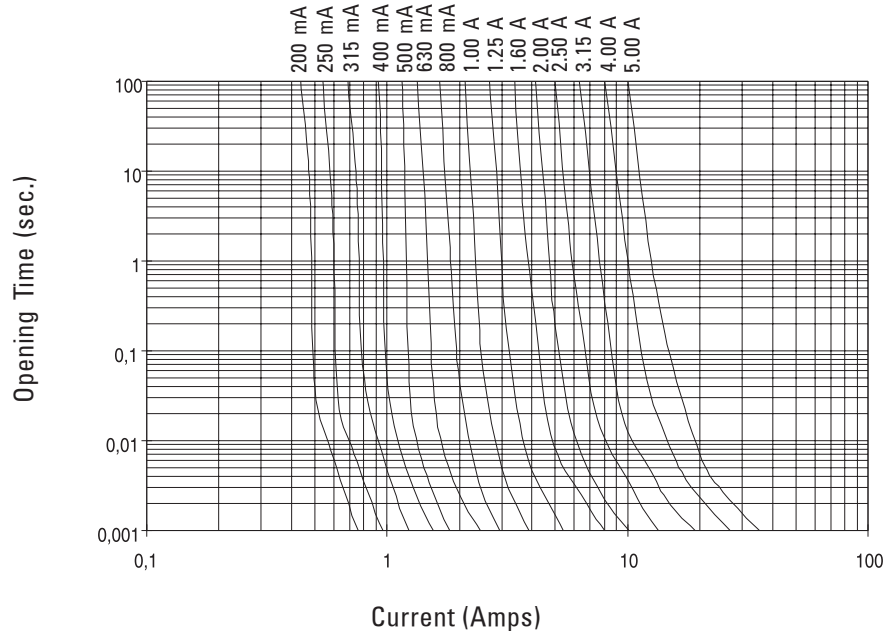
Rated Current	Amp Code	Voltage Rating	Breaking Capacity	Voltage Drop $1.0 \times I_N$ typ. (mV)	Cold Resistance $0.1 \times I_N$ max. (mΩ)	Melting Integral $10 \times I_N$ typ. (A ² s)	Marking	Approvals cULus
200mA	0200	64V		380	1800	1.40×10^{-4}	201	•
250mA	0250	64V		270	1000	2.30×10^{-4}	251	•
315mA	0315	64V		240	750	4.00×10^{-4}	321	•
400mA	0400	64V		150	350	5.40×10^{-4}	401	•
500mA	0500	64V		113	295	9.30×10^{-4}	501	•
630mA	0630	64V		125	200	1.80×10^{-3}	631	•
800mA	0800	64V		113	140	3.30×10^{-3}	801	•
1.00A	1100	64V		102	110	5.60×10^{-3}	102	•
1.25A	1125	64V		106	85	1.00×10^{-2}	132	•
1.60A	1160	64V	50 A / 64 V DC	108	75	2.70×10^{-2}	162	•
2.00A	1200	64V		98	65	4.70×10^{-2}	202	•
2.50A	1250	64V		103	45	7.80×10^{-2}	252	•
3.15A	1315	32V		78	26	2.80×10^{-1}	UD	•
4.00A	1400	32V	50 A / 32 V DC	76	19	5.00×10^{-1}	XD	•
5.00A	1500	32V		73	14	9.70×10^{-1}	YD	•

Order Information

Qty.	Order-Number	Type	Amp Code	Packaging
		FCD12		

Specifications are subject to change without notice

1206 / No. FCD12 Time-Current Characteristics



Thermal Derating

