

# Surface Mount Frequency Multiplier

**NEW!**  
**KC2-36**

Output 3.4 to 7.2 GHz

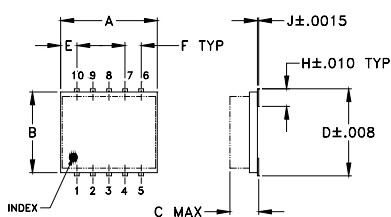
## Maximum Ratings

Operating Temperature	-55°C to 100°C
Storage Temperature	-55°C to 100°C

## Pin Connections

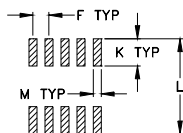
INPUT	10
OUTPUT	5
50Ω TERMINATED	3
GROUND	1,2,4,6,7,8,9

## Outline Drawing



TOLERANCES  
2 PL DECIMALS ±.01  
3 PL DECIMALS ±.005  
UNLESS OTHERWISE SPECIFIED

G TYP



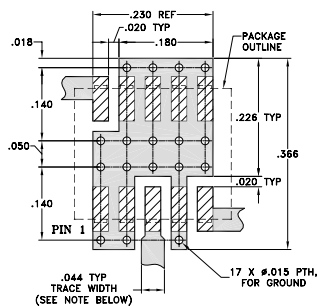
SUGGESTED LAYOUT FOR PCB LAND PATTERN

## Outline Dimensions (inch)

A	B	C	D	E	F	G
.30	.250	.085	.274	.050	.050	.012
7.62	6.35	2.16	6.96	1.27	1.27	0.30

H	J	K	L	M	wt.
.057	.004	.085	2.96	.030	grams
1.45	0.10	2.16	7.52	0.76	0.25

**Demo Board MCL P/N: TB-144**  
**Suggested PCB Layout (PL-045)**



NOTE: TRACE WIDTH IS SHOWN FOR ROGERS RO4350 WITH DIELECTRIC THICKNESS 0.020" ± 0.0015", COPPER: 1/2 OZ. EACH SIDE. FOR OTHER MATERIALS TRACE WIDTH MAY NEED TO BE MODIFIED.


- DENOTES PCB COPPER LAYOUT
- ▨ DENOTES COPPER LAND PATTERN FREE OF SOLDER MASK

## Features

- low conversion loss, 11 dB typ.
- LTCC design
- low profile, 0.085"
- low cost

## Applications

- synthesizers
- local oscillators



**BLUE CELL™**

CASE STYLE: DZ885  
PRICE:\$6.95 ea. QTY (10-49)

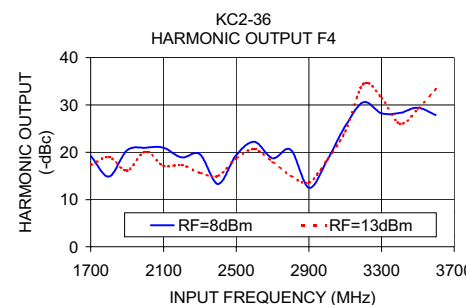
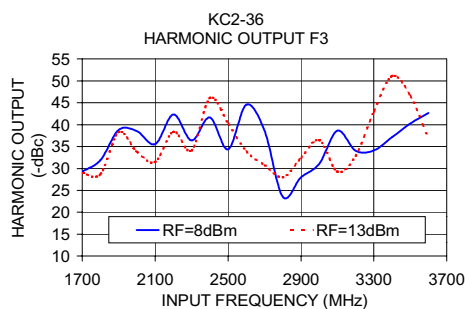
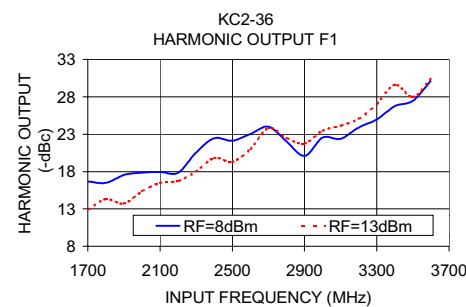
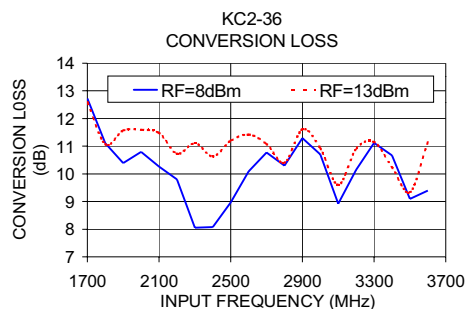
## Frequency Multiplier Electrical Specifications

MODEL NO.	MULTIPLICATION FACTOR	FREQUENCY (GHz)		INPUT POWER (dBm)		CONVERSION LOSS (dB)		*HARMONIC OUTPUT (dBc)					
		Input	Output	Min.	Max.	Typ.	Max.	F1 Typ.	F1 Min.	F3 Typ.	F3 Min.	F4 Typ.	F4 Min.
KC2-36	2	1.7 - 3.6	3.4 - 7.2	8	13	11	15.5	18	9	30	17	17	8
		2.1 - 2.7	4.2 - 5.4	8	13	11	14.8	20	12	35	17	17	8

\*Harmonic output below power level of F2

## Typical Performance Data

Input Frequency (MHz)	RF=8dBm				RF=13dBm			
	Conversion Loss (dB)	Harmonic Output (-dBc)			Conversion Loss (dB)	Harmonic Output (-dBc)		
		F1	F3	F4		F1	F3	F4
1700.00	12.73	16.68	29.28	19.21	12.59	12.88	28.90	17.27
1900.00	10.39	17.55	38.81	20.40	11.57	13.73	38.30	16.13
2100.00	10.26	17.96	35.56	20.93	11.48	16.50	31.51	17.12
2300.00	8.06	20.57	36.41	19.59	11.11	18.03	34.08	15.65
2500.00	8.97	22.13	34.37	19.35	11.20	19.32	40.32	18.67
2700.00	10.77	24.00	38.60	18.73	11.08	23.82	30.77	17.97
2900.00	11.29	20.11	27.97	12.47	11.61	21.78	32.40	13.59
3100.00	8.92	22.40	38.64	25.49	9.60	24.16	29.28	24.36
3300.00	11.12	24.98	34.14	28.23	11.15	27.05	43.00	31.47
3500.00	9.10	27.48	40.25	29.40	9.34	28.00	46.57	29.15
3600.00	9.40	30.15	42.70	27.81	11.14	30.40	36.82	33.33



**Mini-Circuits®**

Distribution Centers NORTH AMERICA 800-654-7949 • 417-335-5935 • Fax 417-335-5945 • EUROPE 44-1252-832600 • Fax 44-1252-837010

ISO 9001 CERTIFIED

INTERNET <http://www.minicircuits.com>

P.O. Box 350166, Brooklyn, New York 11235-0003 (718) 934-4500 Fax (718) 332-4661

REV. OR  
M91754  
KC2-36  
ED-11593/1  
DJ/RS/CP  
040412