

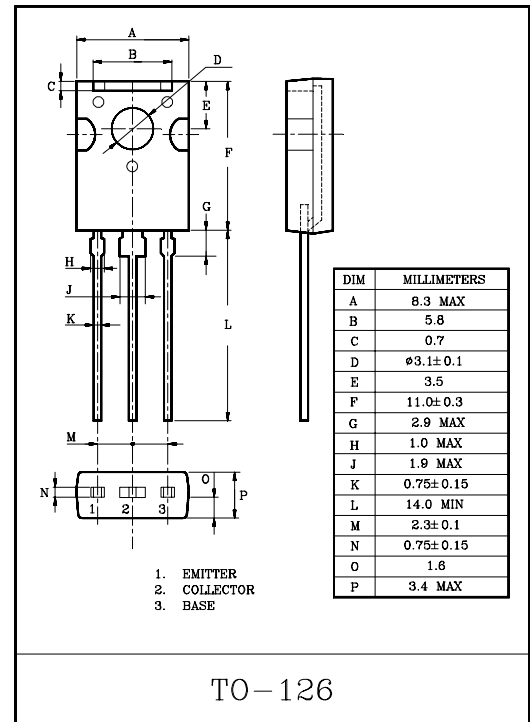
COLOR TV CHROMA OUTPUT APPLICATION.  
COLOR TV HORIZONTAL DRIVE APPLICATION.

### FEAUTRES

- High Voltage :  $V_{CE0}=300V$ .
- Small Collector Output Capacitance :  $C_{ob}=4.0pF(Max.)$ .

### MAXIMUM RATINGS ( $T_a=25^{\circ}C$ )

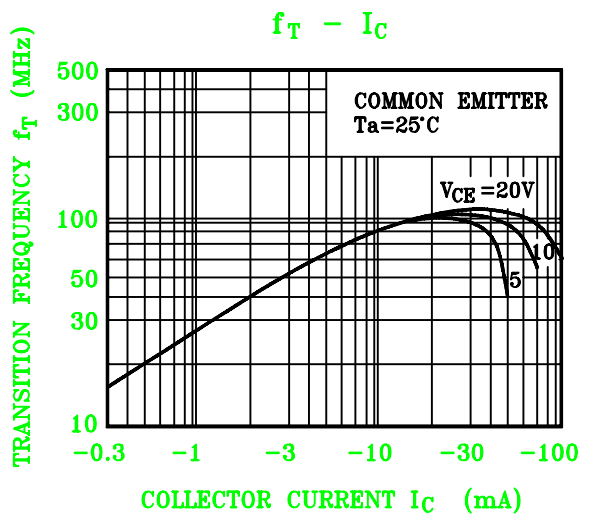
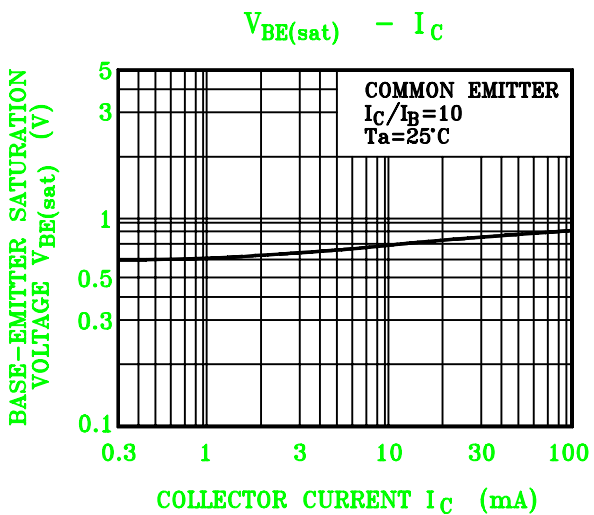
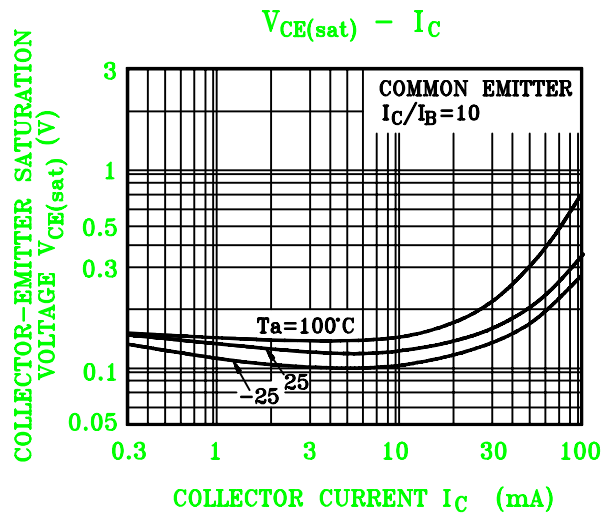
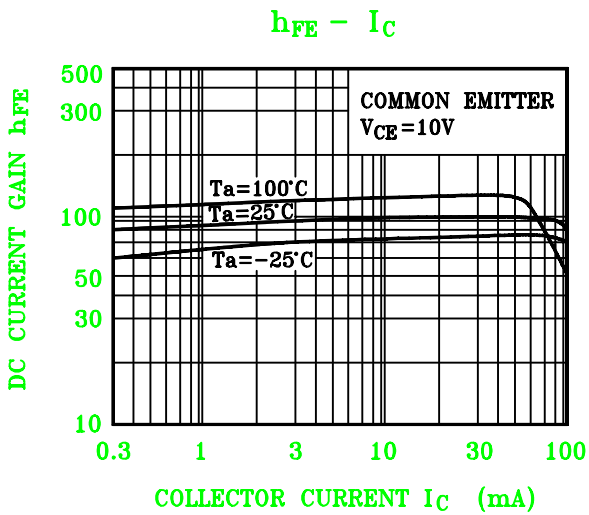
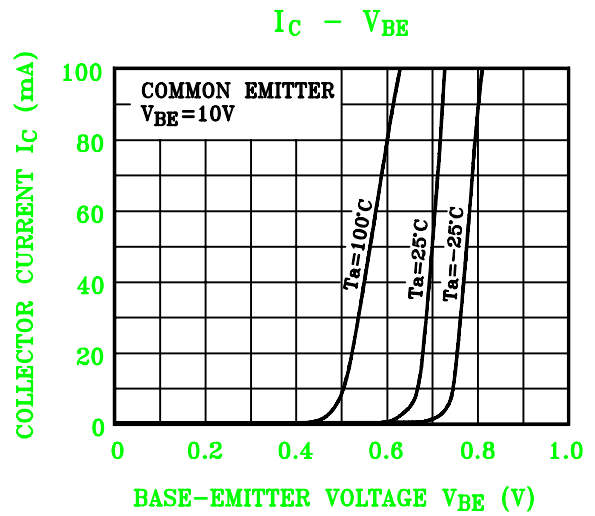
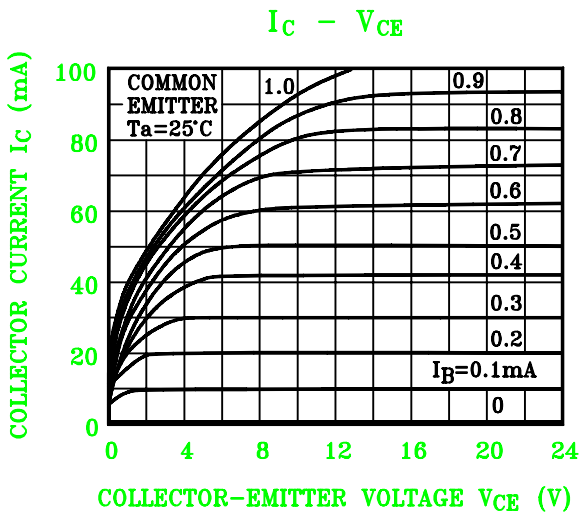
CHARACTERISTIC	SYMBOL	RATING	UNIT
Collector-Base Voltage	$V_{CBO}$	300	V
Collector-Emitter Voltage	$V_{CEO}$	300	V
Emitter-Base Voltage	$V_{EBO}$	5	V
Collector Current	$I_C$	100	mA
Base Current	$I_B$	20	mA
Collector Power Dissipation	$P_C$	1.5	W
Junction Temperature	$T_j$	150	$^{\circ}C$
Storage Temperature Range	$T_{stg}$	-55~150	$^{\circ}C$



### ELECTRICAL CHARACTERISTICS ( $T_a=25^{\circ}C$ )

CHARACTERISTIC	SYMBOL	TEST CONDITION	MIN.	TYP.	MAX.	UNIT
Collector Cut-off Current	$I_{CBO}$	$V_{CB}=240V, I_E=0$	-	-	1.0	$\mu A$
Emitter Cut-off Current	$I_{EBO}$	$V_{EB}=5V, I_C=0$	-	-	1.0	$\mu A$
DC Current Gain	$h_{FE} (1)$	$V_{CE}=10V, I_C=0.5mA$	20	-	-	
	$h_{FE} (2)$	$V_{CE}=10V, I_C=20mA$	30	-	200	
Collector-Emitter Saturation Voltage	$V_{CE(sat)}$	$I_C=10mA, I_B=1mA$	-	-	1.0	V
Transition Frequency	$f_T$	$V_{CE}=20V, I_C=20mA$	75	95	-	MHz
Collector Output Capacitance	$C_{ob}$	$V_{CB}=20V, I_E=0, f=1MHz$	-	-	4.0	pF

# KTC2801



# KTC2801

