

LA15QS Semiconductor Fuses

150 VAC ■ Very Fast-Acting ■ 1 – 6000 Amperes

NEW



Littelfuse's LA15QS series Semiconductor fuses were designed for the specific protection of diodes and other semiconductor devices rated 150VAC/DC. The LA15QS product lines compact design is perfect for those applications that have limitations on available space.

Special Purpose Fuses

FEATURES

- **Low I²t** minimizes damage to protected components on short circuit.
- **Controlled arc voltage** reduces stress to circuit components during fuse clearing.
- **Choice of mounting types** provides options for unique termination requirements.
- **Indicator options** allow identification of blown fuses.

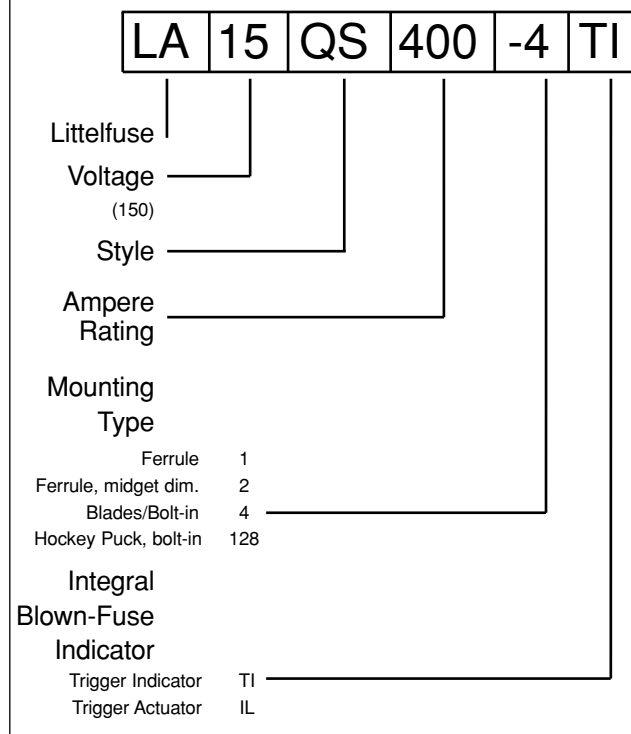
APPLICATIONS

Protection of heavy duty devices such as electromechanical rectifiers.

SPECIFICATIONS

- Voltage Rating:** AC: 150 volts
DC: 150 volts
- Interrupting Rating:** 100,000 Amperes
- Ampere Range:** 1 – 6000 Amperes
- Approvals:** UL Recognized under the components program.

ORDERING INFORMATION



Note: Mounting types and integral blown fuse indicators are optional for specified ratings.

Contact Littelfuse for characteristic curves.

LA15QS Semiconductor Fuses

150 VAC ■ Very Fast-Acting ■ 1 – 6000 Amperes

Catalog Numbers & Technical Data

Ampere Rating	Littelfuse Catalog Number	Mounting Type	Maximum Clearing I ² t @150 VAC (A ² S x 10 ³)	Watts Loss @ Rated Current (W)
1	LA15QS1-2	2	0.0002	0.68
2	LA15QS2-2	2	0.001	1.3
3	LA15QS3-2	2	0.003	1.7
4	LA15QS4-2	2	0.007	2.1
5	LA15QS5-2	2	0.012	2.8
6	LA15QS6-2	2	0.022	3.1
7	LA15QS7-2	2	0.011	2.2
8	LA15QS8-2	2	0.015	2.5
10	LA15QS10-2	2	0.019	2.6
12	LA15QS12-2	2	0.030	3
15	LA15QS15-2	2	0.042	3
20	LA15QS20-2	2	0.072	4
25	LA15QS25-2	2	0.14	5.2
30	LA15QS30-2	2	0.25	5.6
35	LA15QS35-1	1	0.21	9
40	LA15QS40-1	1	0.28	10
40	LA15QS40-4TI	4TI	0.39	3.1
45	LA15QS45-1	1	0.34	12
50	LA15QS50-1	1	0.47	13
50	LA15QS50-4	4	0.64	4
55	LA15QS55-1	1	Contact Factory	Contact Factory
60	LA15QS60-1	1	0.94	14
70	LA15QS70-4	4	2	5.6
70	LA15QS70-4TI	4TI	2	5.6
80	LA15QS80-4	4	2.5	8
80	LA15QS80-4TI	4TI	2.5	8
90	LA15QS90-4	4	3.1	9
100	LA15QS100-4	4	3.6	10
100	LA15QS100-4TI	4TI	3.6	10
130	LA15QS130-4	4	5.3	14
130	LA15QS130-4TI	4TI	5.3	14
150	LA15QS150-4	4	6.8	16
150	LA15QS150-4IL	4IL	6.8	16
150	LA15QS150-4TI	4TI	6.8	16
200	LA15QS200-4	4	9	22
200	LA15QS200-4IL	4IL	9	22
250	LA15QS250-4	4	15	22

Ampere Rating	Littelfuse Catalog Number	Mounting Type	Maximum Clearing I ² t @150 VAC (A ² S x 10 ³)	Watts Loss @ Rated Current (W)
250	LA15QS250-4TI	4TI	15	27
300	LA15QS300-4	4	22	33
300	LA15QS300-4IL	4IL	22	33
300	LA15QS300-4TI	4TI	22	33
350	LA15QS350-4	4	32	40
350	LA15QS350-4TI	4TI	32	40
400	LA15QS400-4	4	40	45
400	LA15QS400-4IL	4IL	40	45
400	LA15QS400-4TI	4TI	40	45
450	LA15QS450-4	4	50	50
450	LA15QS450-4IL	4IL	50	50
500	LA15QS500-4	4	90	30
500	LA15QS500-4IL	4IL	90	30
600	LA15QS600-4	4	130	35
600	LA15QS600-4IL	4IL	130	35
800	LA15QS800-4	4	290	57
1000	LA15QS1000-4	4	520	75
1000	LA15QS1000-4IL	4IL	520	75
1000	LA15QS1000-4TI	4TI	520	75
1000	LA15QS1000-128	128	540	88
1000	LA15QS1000-128IL	128IL	540	88
1200	LA15QS1200-128	128	680	100
1200	LA15QS1200-128IL	128IL	680	100
1500	LA15QS1500-128	128	1200	130
1500	LA15QS1500-128IL	128IL	1200	130
2000	LA15QS2000-128	128	1900	165
2000	LA15QS2000-128IL	128IL	1900	165
2500	LA15QS2500-128	128	3200	195
2500	LA15QS2500-128IL	128IL	3200	195
3000	LA15QS3000-128	128	4800	240
3000	LA15QS3000-128IL	128IL	4800	240
3500	LA15QS3500-128	128	6500	260
4000	LA15QS4000-128	128	8500	270
4000	LA15QS4000-128IL	128IL	8500	270
5000	LA15QS5000-128	128	Contact Factory	Contact Factory
6000	LA15QS6000-128	128	Contact Factory	Contact Factory

FIGURE 1



FIGURE 2

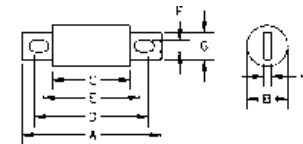


FIGURE 3

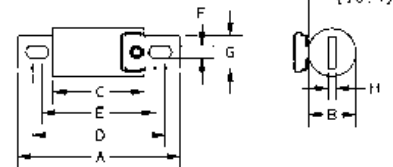


FIGURE 4

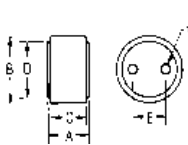


FIGURE 5

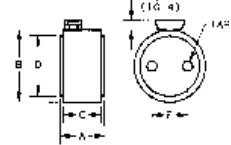


FIGURE 6

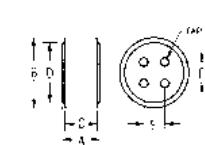


FIGURE 7

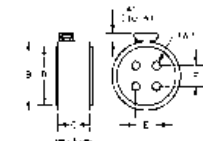
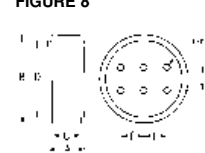


FIGURE 8



DIMENSIONS		Dimensions for reference only.									
AMPERES	MOUNT. TYPE	FIG. NO.	DIMENSIONS IN INCHES (mm in parentheses)								Tap
			A	B	C	D	E	F	G	H	
1 – 30	2	1	1.50 (38.1)	.41 (10.4)	-	-	-	-	-	-	-
35 – 60	1	1	2.00 (50.8)	.81 (20.6)	-	-	-	-	-	-	-
70 – 450	4, 4TI*, 4IL*	2, 3*	2.66 (67.6)	1.13 (28.7)	1.16 (29.5)	2.19 (55.6)	1.91 (48.5)	.31 (7.9)	.88 (22.4)	.19 (4.8)	-
500 – 1000	4, 4TI*, 4IL*	2, 3*	3.50 (88.9)	1.50 (38.1)	1.25 (31.8)	2.56 (65.0)	1.94 (49.3)	.41 (10.4)	1.00 (25.4)	.25 (6.4)	-
750 – 2000	128, 128IL*	4, 5*	1.88 (47.88)	2.00 (50.8)	1.63 (41.4)	1.75 (44.5)	1.00 (25.4)	-	-	-	3/8-24-1/2 deep
2500 – 3000	128, 128IL*	4, 5*	1.88 (47.88)	3.00 (76.2)	1.63 (41.4)	2.50 (63.5)	1.50 (38.1)	-	-	-	1/2-20-1/2 deep
3500 – 4000	128, 128IL*	6, 7*	1.88 (47.88)	3.50 (88.9)	1.63 (41.4)	3.00 (76.2)	1.06 (27.0)	1.06 (27.0)	-	-	1/2-20-1/2 deep
5000 – 6000	128	8	2.38 (60.5)	5.75 (146)	1.88 (47.7)	5.00 (127)	1.50 (38.1)	1.50 (38.1)	-	-	1/2-20-1/2 deep

* Optional Trigger Actuator (IL)

Special Purpose Fuses