



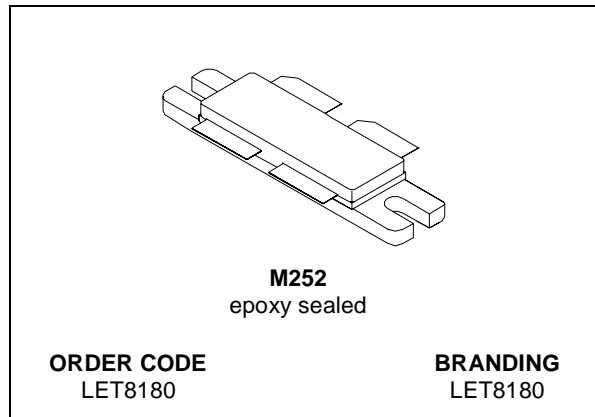
LET8180

RF POWER TRANSISTORS *Ldmos Enhanced Technology*

TARGET DATA

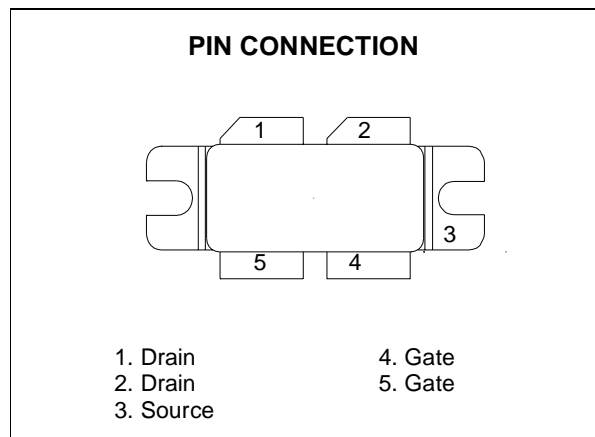
N-CHANNEL ENHANCEMENT-MODE LATERAL MOSFETs

- EXCELLENT THERMAL STABILITY
- COMMON SOURCE CONFIGURATION, PUSH-PULL
- $P_{OUT} = 220\text{ W}$ with 17 dB TYP. gain @ 860 MHz
- BeO FREE PACKAGE
- INTERNAL INPUT MATCHING
- ESD PROTECTION



DESCRIPTION

The LET8180 is a common source N-Channel enhancement-mode lateral Field-Effect RF power transistor designed for broadband commercial and industrial applications at frequencies up to 1.0 GHz. The LET8180 is designed for high gain and broadband performance operating in common source mode at 32 V. Its internal matching makes it ideal for base station applications requiring high linearity.



ABSOLUTE MAXIMUM RATINGS ($T_{CASE} = 25\text{ }^{\circ}\text{C}$)

Symbol	Parameter	Value	Unit
$V_{(BR)DSS}$	Drain-Source Voltage	65	V
V_{GS}	Gate-Source Voltage	-0.5 to +15	V
I_D	Drain Current	18	A
P_{DISS}	Power Dissipation (@ $T_c = +70\text{ }^{\circ}\text{C}$)	289	W
T_j	Max. Operating Junction Temperature	200	$^{\circ}\text{C}$
T_{STG}	Storage Temperature	-65 to +150	$^{\circ}\text{C}$

THERMAL DATA

$R_{th(j-c)}$	Junction -Case Thermal Resistance	0.45	$^{\circ}\text{C}/\text{W}$
---------------	-----------------------------------	------	-----------------------------

LET8180

ELECTRICAL SPECIFICATION (T_{CASE} = 25 °C)

STATIC (Per Section)

Symbol	Test Conditions		Min.	Typ.	Max.	Unit
V _{(BR)DSS}	V _{GS} = 0 V	I _D = 10 μA	65			V
I _{DSS}	V _{GS} = 0 V	V _{DS} = 32 V			10	μA
I _{GSS}	V _{GS} = 5 V	V _{DS} = 0 V			1	μA
V _{GS(Q)}	V _{DS} = 32 V	I _D = TBD	2.5		4.5	V
V _{DS(ON)}	V _{GS} = 10 V	I _D = 3 A		0.28	0.45	V
G _{FS}	V _{DS} = 10 V	I _D = 3 A		2.6		mho
C _{ISS} *	V _{GS} = 0 V	V _{DS} = 32 V		TBD		pF
C _{OSS}	V _{GS} = 0 V	V _{DS} = 32 V			70	pF
C _{RSS}	V _{GS} = 0 V	V _{DS} = 32 V		2.5		pF

* Includes Internal Input Moscap.

Symbol	Test Conditions		Min.	Typ.	Max.	Unit
DYNAMIC (f = 860 MHz)						
P _{OUT} ⁽¹⁾	V _{DD} = 32 V	I _{DQ} = TBD	200	220		W
η _D ⁽¹⁾	V _{DD} = 32 V	I _{DQ} = TBD	50	60		%
G _P ⁽²⁾	V _{DD} = 32 V	I _{DQ} = TBD P _{OUT} = 200 W PEP	16	17		dB
IMD ₃ ⁽²⁾	V _{DD} = 32 V	I _{DQ} = TBD P _{OUT} = 200 W PEP		-31		dBc
Load mismatch	V _{DD} = 32 V	I _{DQ} = TBD P _{OUT} = 200 W ALL PHASE ANGLES	10:1			VSWR
DYNAMIC (f = 470 - 860 MHz)						
P _{OUT} ⁽¹⁾	V _{DD} = 32 V	I _{DQ} = TBD	180			W
η _D ⁽¹⁾	V _{DD} = 32 V	I _{DQ} = TBD	50			%
G _P ⁽¹⁾	V _{DD} = 32 V	I _{DQ} = TBD	14.5			dB

(1) 1 dB Compression point

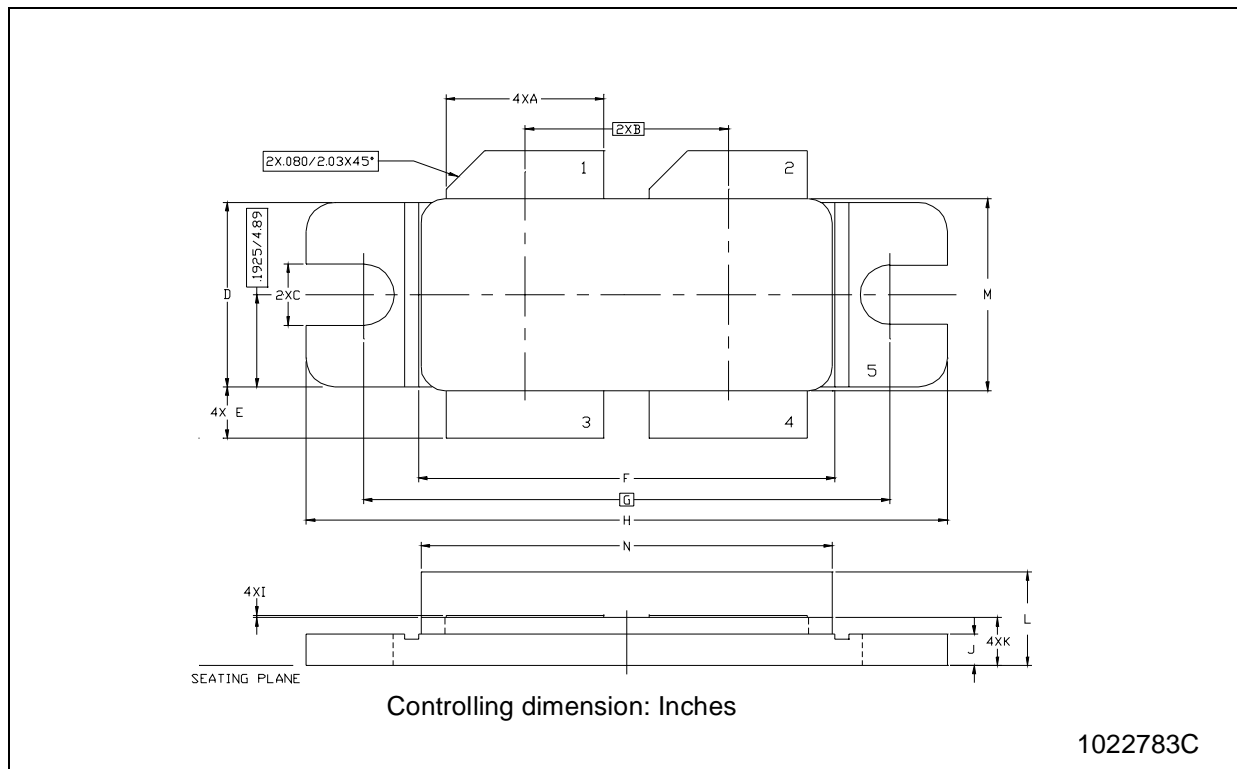
(2) f₁ = 860 MHz, f₂ = 860.1 MHz

ESD PROTECTION CHARACTERISTICS

Test Conditions	Class
Human Body Model	2
Machine Model	M3

M252 (.400 x .860 4L BAL N/HERM W/FLG) MECHANICAL DATA

DIM.	mm			Inch		
	MIN.	TYP.	MAX	MIN.	TYP.	MAX
A	8.13		8.64	.320		.340
B		10.80			.425	
C	3.00		3.30	.118		.130
D	9.65		9.91	.380		.390
E	2.16		2.92	.085		.115
F	21.97		22.23	.865		.875
G		27.94			1.100	
H	33.91		34.16	1.335		1.345
I	0.10		0.15	.004		.006
J	1.52		1.78	.060		.070
K	2.36		2.74	.093		.108
L	4.57		5.33	.180		.210
M	9.96		10.34	.392		.407
N	21.64		22.05	.852		.868



Information furnished is believed to be accurate and reliable. However, STMicroelectronics assumes no responsibility for the consequences of use of such information nor for any infringement of patents or other rights of third parties which may result from its use. No license is granted by implication or otherwise under any patent or patent rights of STMicroelectronics. Specifications mentioned in this publication are subject to change without notice. This publication supersedes and replaces all information previously supplied. STMicroelectronics products are not authorized for use as critical components in life support devices or systems without express written approval of STMicroelectronics.

The ST logo is registered trademark of STMicroelectronics
© 2003 STMicroelectronics - All Rights Reserved

All other names are the property of their respective owners.

Australia - Brazil - Canada - China - Finland - France - Germany - Hong Kong - India - Israel - Italy - Japan -
Malaysia - Malta - Morocco - Singapore - Spain - Sweden - Switzerland - United Kingdom - U.S.A.

<http://www.st.com>