

## LPS120 Series

120 Watts

**Total Power:** 80 - 130 Watts  
**Input Voltage:** 85 - 264 VAC  
**# of Outputs:** Single



### Special Features

- Active power factor correction
- 3" x 5" footprint
- Less than 1U high
- EN61000-3-2 compliant
- Remote sense
- Power fail and remote inhibit
- Single wire current sharing
- Adjustable main output
- Built-in Class B EMI filter
- Overvoltage protection
- Overload protection
- Thermal overload protection
- 5 V Standby output and 12V Fan output

## Electrical Specifications

### Input

Input range	85 - 264 VAC ; 127 - 300VDC
Frequency	47-440 Hz
Inrush current	40A max., cold start @ 25°C
Efficiency	80% typical at full load
EMI/RFI	FCC Class B conducted; CISPR22 Class B conducted; EN55022 Class B conducted; VDE0878PT3 Class B conducted
Power factor	0.99 typical
Safety ground leakage current	0.5mA @ 50/60 Hz, 264 VAC input

### Output

Maximum power	80W for convection ; 130W with 30CFM forced air
Adjustment range	±5% minimum on the main outputs
Fan output	12V @ 500mA - 5%, +7%
Standby outputs	5V @ 500mA ±5%
Hold-up time	20ms @ 125W load, 120VAC input
Overload protection	Short circuit protection on all outputs. Case overload protected @ 120-135% above rating
Overvoltage protection	20-35% above nominal output
Remote sense	Compensates for 0.5 V lead drop max. Will operate without remote sense connected. Reverse connection protected.

### Logical Control

Power failure	TTL logic signal goes high 100-500 msec after main output; it goes low at least 4 msec before loss of regulation
Remote inhibit	Requires a contact closure to disable the outputs, except 5V standby.
Remote sense	Compensates for 0.5 V lead drop min. Will operate without remote sense connected. Reverse connection protected.

### Safety

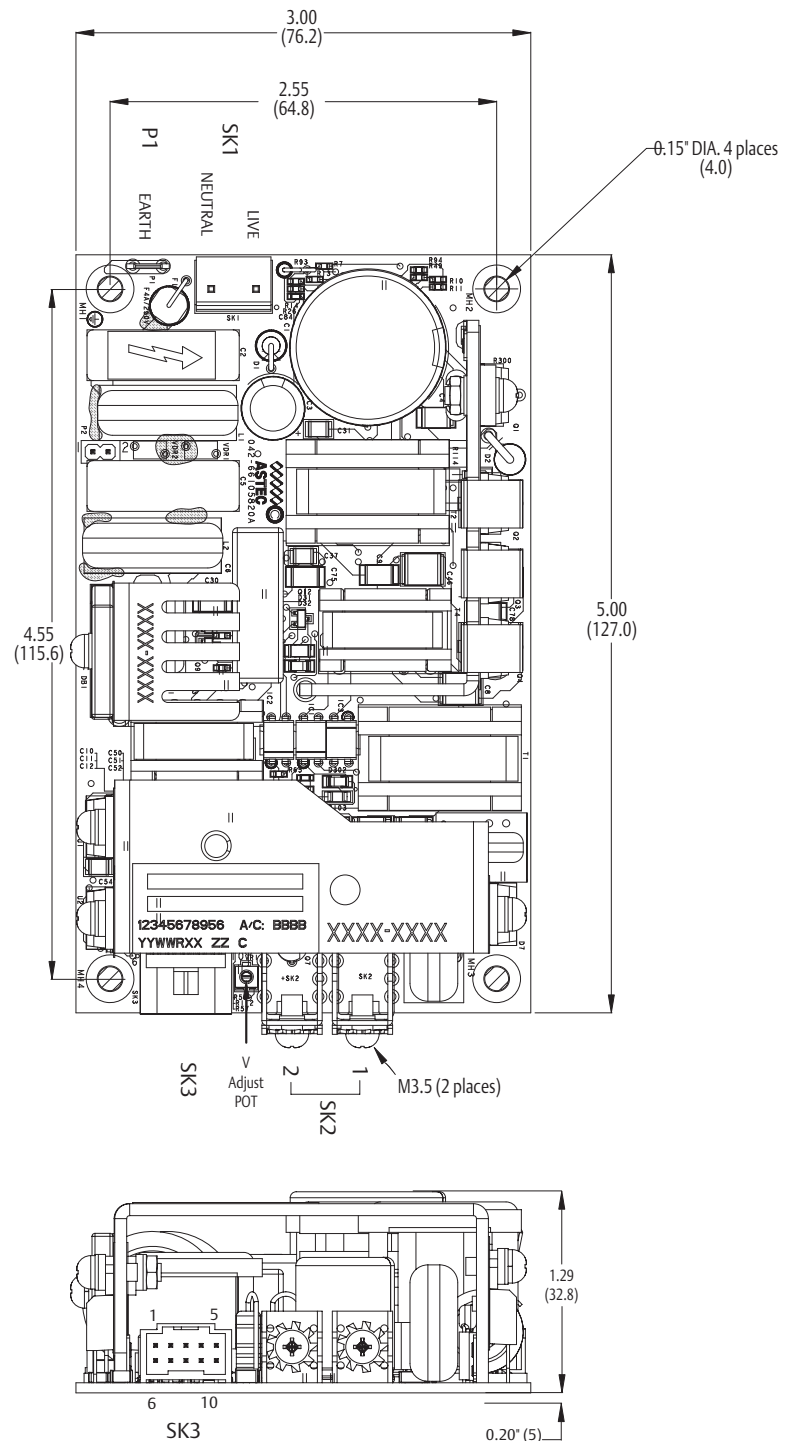
TUV	60950
UL	60950
CSA	60950
NEMKO	60950
AUSTEL	60950
CB	Certificate and report
CE	Mark (LVD)



## Environmental Specifications

Operating temperature:	0° to 50°C ambient derate each output as 2.5% per degree from 50° to 70°C. -20°C start up
Storage temperature:	-40°C to +85°C
Electromagnetic susceptibility:	designed to meet EN61000-4; -2, -3, -4, -5, -6, -8, -11 Level 3
Humidity:	Operating; non-condensing 10% to 95% RH
Vibration:	IEC68-2-6 to the levels of IEC721-3-2
MTBF demonstrated	>550,000 hours at full load and 25°C ambient conditions

## Mechanical Drawing



## Ordering Information

Model Number	Output Voltage	Minimum Load	Maximum Load with Convection Cooling	Maximum Load with 300CFM Forced Air	Peak Load	Regulation <sup>2</sup>	Ripple P/P (PAR) <sup>3</sup>
LPS121	3.3V	0A	21A	36A	29A	±2%	50mV
LPS122	5V	0A	16A	26A	29A	±2%	50mV
LPS123	12V	0A	6.7A	10.8A	12.8A	±2%	120mV
LPS124	15V	0A	5.3A	8.7A	10.0A	±2%	150mV
LPS125	24V	0A	3.4A	5.4A	6.3A	±2%	240mV
LPS128	48V	0A	1.7A	2.7A	3.2A	±2%	480mV

1. Peak current lasting <30 seconds with a maximum 10% duty cycle.
2. At 25°C including initial tolerance, line voltage, load currents and output voltages adjusted to factory settings.
3. Peak-to-peak with 20 MHz bandwidth and 10 µF (tantalum capacitor) in parallel with a 0.1 µF capacitor at rated line voltage and load ranges.

## Pin Assignments

### Connector LPS120

SK1	Pin1 Pin3	Neutral Line
SK2	TB-1 TB-2	COMMON Main output
SK3	Pin1 Pin2 Pin3 Pin4 Pin5 Pin6 Pin7 Pin8 Pin9 Pin10	+V1 Remote sense -V1 Remote sense +Remote inhibit -Remote inhibit +Power fail Common SWP +12V 12V common +5V standby

### Mating Connectors

- (SK1)AC Input: Molex 09-50-8031 (connector) 08-52-0113 (pins)
- (SK2)DC Output: Molex series 19141-0058/0063 Spade lug
- (SK3) Control Signals: Molex 90142-0010 (USA)  
PINS: 90119-2110 or  
Amp: 87977-3  
PINS: 87309-8

Astec Connector Kit # 70-841-020, includes all of the above.

### Notes:

1. Specifications subject to change without notice.
2. All dimensions in inches (mm), tolerance is ±.02".
3. mounting holes MH1, MH2, MH3 should be grounded for EMI purpose
4. Mounting MH1 is safety ground connection
5. Specifications are for convection rating at factory settings at 115 VAC input 25 C deg unless otherwise stated.
6. This power supply requires mounting on metal standoffs 0.20" (5m) in height.
7. Warranty: 1 year
8. Weight: 0.71 lb. / 0.32 kg

## Astec Power

5810 Van Allen Way  
Carlsbad, CA 92008  
USA  
Telephone: +1 760 930 4600  
Facsimile: +1 760 930 0698  
Technical Support: +1 888 41 ASTEC  
or +1 407 241 2752

Waterfront Business Park  
Merry Hill, Dudley  
West Midlands, DY5 1LX  
United Kingdom  
Telephone: +44 (0) 1384 842 211  
Facsimile: +44 (0) 1384 843 355

Units 2111-2116, Level 21

Tower 1, Metroplaza  
223, Hing Fong Road  
Kwai Fong, New Territories  
Hong Kong  
Telephone: +852 2437 9662  
Facsimile: +852 2402 4426

For global contact, visit:










**[www.astecpower.com](http://www.astecpower.com)**  
**[technicalsupport@astec.com](mailto:technicalsupport@astec.com)**

While every precaution has been taken to ensure accuracy and completeness in this literature, Astec Power assumes no responsibility, and disclaims all liability for damages resulting from use of this information or for any errors or omissions.

Printed in USA

## Emerson Network Power.

The global leader in enabling  
business-critical continuity.

-  AC Power
-  Connectivity
-  DC Power
-  **Embedded Power**
-  Inbound Power
-  Integrated Cabinet Solutions
-  Outside Plant
-  Precision Cooling
-  Site Monitoring and Services

**EmersonNetworkPower.com**

Emerson Network Power and the Emerson Network Power logo are trademarks and service marks of Emerson Electric Co.  
©2006 Emerson Electric Co.