



Micro Commercial Components™

Micro Commercial Components
 20736 Marilla Street Chatsworth
 CA 91311
 Phone: (818) 701-4933
 Fax: (818) 701-4939

MBR30100PT

Features

- Metal of siliconrectifier , majonty carrier conduction
- Guard ring for transient protection
- Low power loss high efficiency
- High surge capacity , High current capability

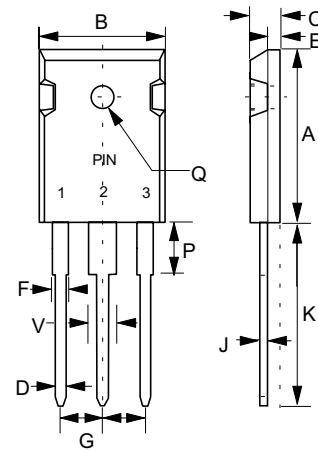
**30 Amp
 Schottky
 Barrier Rectifier
 100Volts**

Maximum Ratings

- Operating Junction Temperature : 150°C
- Storage Temperature: - 50°C to +150°C

MCC Catalog Number	Maximum Recurrent Peak Reverse Voltage	Maximum RMS Voltage	Maximum DC Blocking Voltage
MBR 30100PT	100 V	70V	100 V

TO-247



Electrical Characteristics @ 25°C Unless Otherwise Specified

Average Forward Current	$I_{F(AV)}$	30 A	$T_C = 100^\circ\text{C}$
Peak Forward Surge Current	I_{FSM}	200A	8.3ms, half sine wave
Maximum Instantaneous Forward Voltage	V_F	.85V	$I_{FM} = 15\text{A}$ $T_J = 25^\circ\text{C}$
Maximum Reverse Current At Rated DC Blocking Voltage	I_R	500 μA 7m A	$T_J = 25^\circ\text{C}$ $T_J = 125^\circ\text{C}$

DIM	INCHES		MM		NOTE
	MIN	MAX	MIN	MAX	
A	.803	.856	20.40	21.75	
B	.608	.640	15.44	16.25	
C	.185	.205	4.70	5.21	
D	.043	.051	1.09	1.30	
E	.059	.082	1.50	2.08	
F	.071	.086	1.80	2.18	
J	.019	.030	0.48	0.76	
K	.772	.791	19.60	20.10	
P	.122	.172	3.10	4.38	
Q	.138	.145	3.50	3.70	
V	.115	.134	2.93	3.40	
B	.205	.224	5.20	5.70	

* Pulse Test: Pulse Width 380 μsec , Duty Cycle 2%

RATING AND CHARACTERISTIC CURVES
MBR30100PT

Figure 1
Typical Forward Characteristics

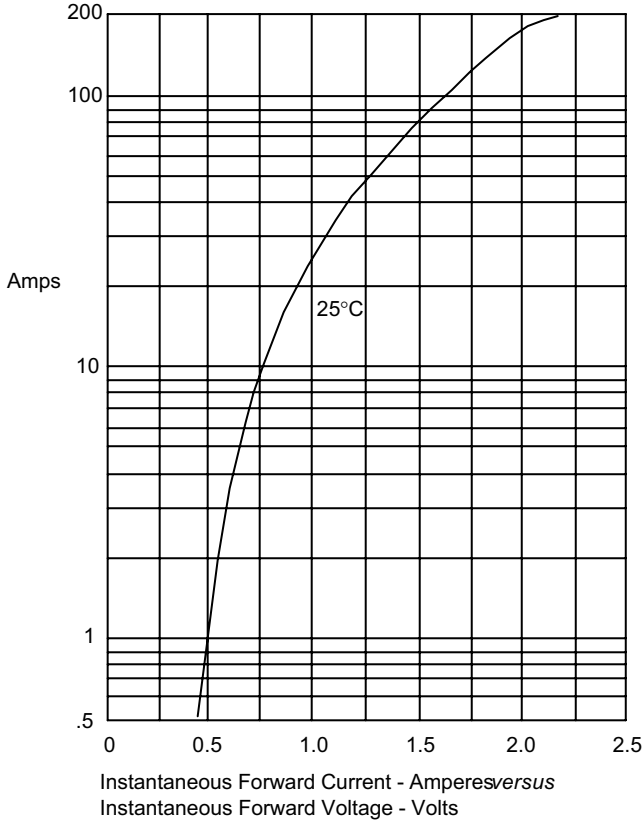


Figure 2
Typical Reverse Characteristics

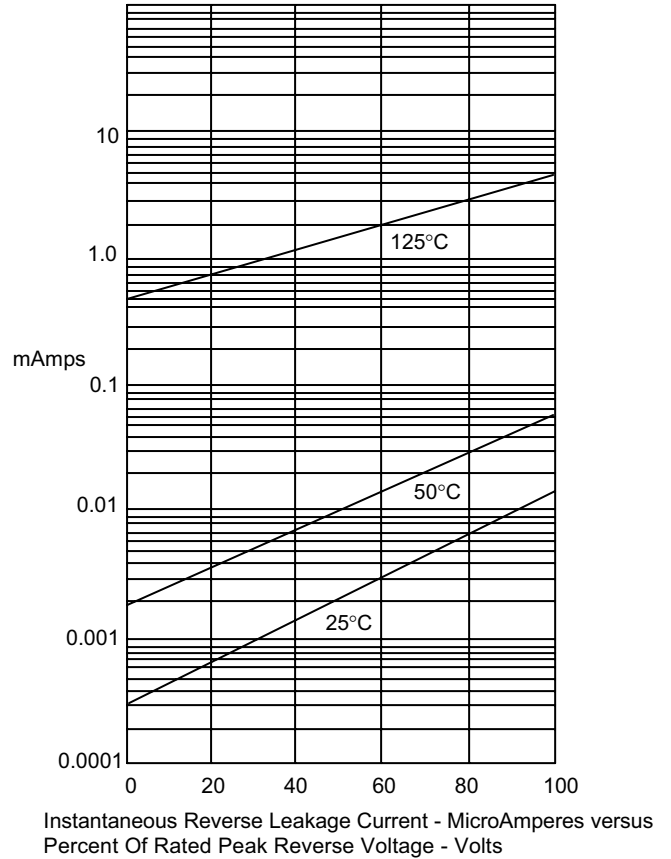


Figure 3
Forward Current Derating Curve

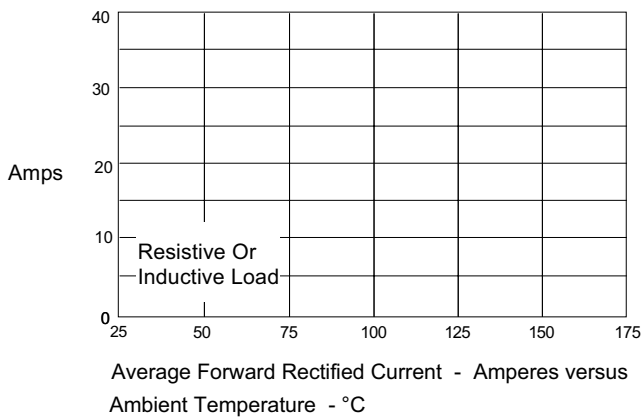


Figure 4
Peak Forward Surge Current

