

650nm Index-Guided Red Laser Diode

Description

The SLD1133VL-53 is an index-guided red laser diode designed for DVD systems. For bar code scanners, its wavelength (650nm Typ.) is 20nm shorter than that of the current device.

Features

- Small astigmatism (7μm typ.)
- Low operating current (60mA typ.)
- Small package (φ5.6mm)
- Single longitudinal mode

Applications

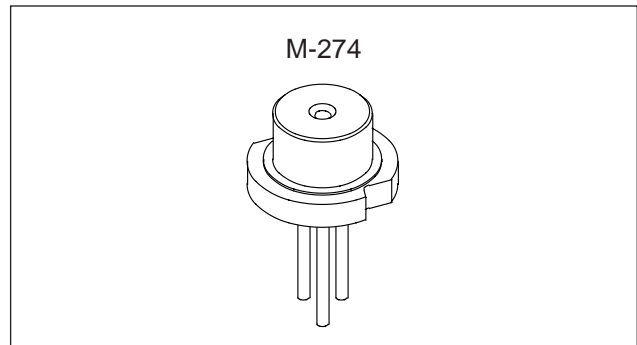
- DVD
- Bar code scanner

Structure

- AlGaInP quantum well structure laser diode
- PIN photo diode for optical power output monitor

Recommended Optical Power Output

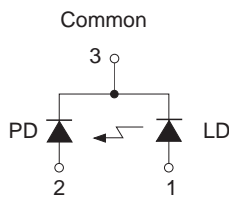
5mW



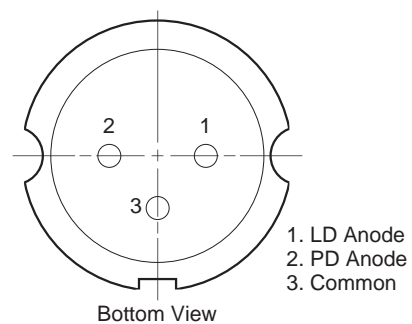
Absolute Maximum Ratings (Tc = 25°C)

- Optical power output Po 7 mW
- Reverse voltage VR LD 2 V
- PD 15 V
- Operating temperature Topr -10 to +70 °C
- Storage temperature Tstg -40 to +85 °C

Connection Diagram



Pin Configuration



Sony reserves the right to change products and specifications without prior notice. This information does not convey any license by any implication or otherwise under any patents or other right. Application circuits shown, if any, are typical examples illustrating the operation of the devices. Sony cannot assume responsibility for any problems arising out of the use of these circuits.

Electrical and Optical Characteristics

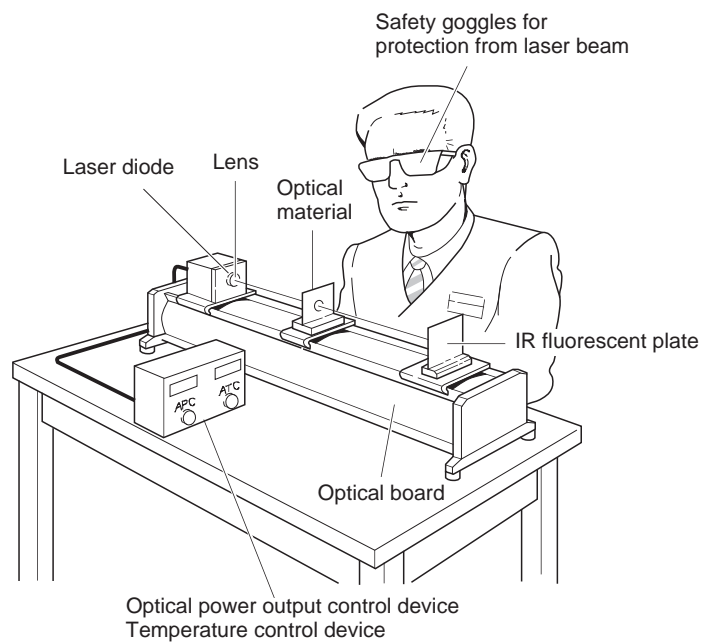
(Tc: Case temperature, Tc = 25°C)

Item		Symbol	Conditions	Min.	Typ.	Max.	Unit
Threshold current		I _{th}			50	65	mA
Operating current		I _{op}	P _o = 5mW		60	70	mA
Operating voltage		V _{op}	P _o = 5mW		2.3	2.8	V
Wavelength		λ	P _o = 5mW	640	650	660	nm
Radiation angle	Perpendicular	θ _⊥	P _o = 5mW	24	30	40	degree
	Parallel	θ _{//}		7	8	10	degree
Positional accuracy	Position	ΔX, ΔY, ΔZ	P _o = 5mW			±80	μm
	Angle	Δφ _{//}				±2	degree
		Δφ _⊥				±3	degree
Differential efficiency		η _D	P _o = 5mW	0.15	0.4	0.7	mW/mA
Astigmatism		A _s	P _o = 5mW		7	15	μm
Monitor current		I _{mon}	P _o = 5mW, V _R = 5V	0.08	0.1	0.25	mA

Handling Precautions

(1) Eye protection against laser beams

The optical output of laser diodes ranges from several mW to 4W. However the optical power density of the laser beam at the diode chip reaches 1MW/cm². Unlike gas lasers, since laser diode beams are divergent, uncollimated laser diode beams are fairly safe at a laser diode. For observing laser beams, ALWAYS use safety goggles that block infrared rays. Usage of IR scopes, IR cameras and fluorescent plates is also recommended for monitoring laser beams safely.

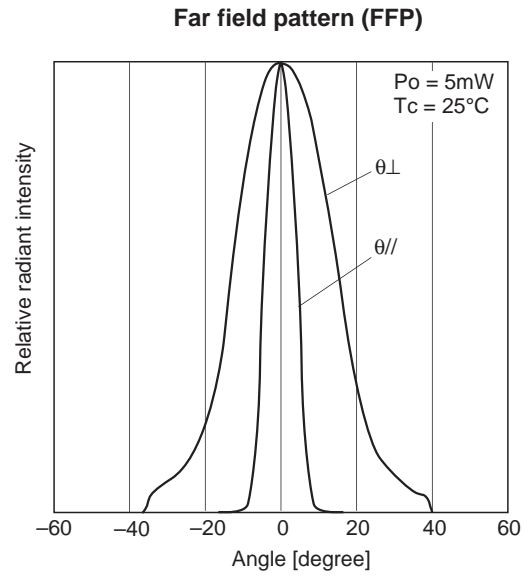
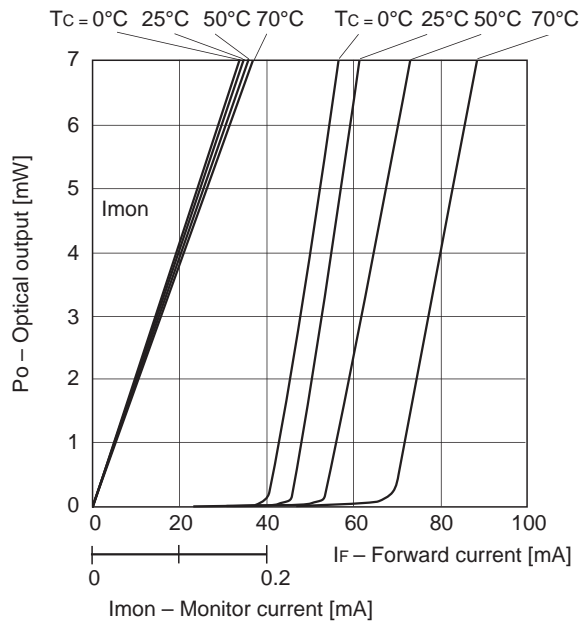


(2) Prevention of surge current and electrostatic discharge

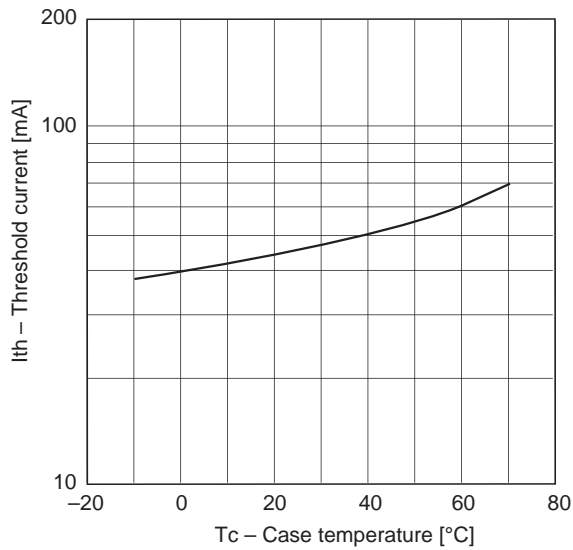
Laser diode is most sensitive to electrostatic discharge among semiconductors. When a large current is passed through the laser diode even for an extremely short time (in the order of nanosecond), the strong light emitted from the laser diode promotes deterioration and then laser diodes are destroyed. Therefore, note that the surge current should not flow the laser diode driving circuit from switches and others. Also, if the laser diode is handled carelessly, it may be destructed instantly because electrostatic discharge is easily applied by a human body. Be great careful about excess current and electrostatic discharge.

Example of Representative Characteristics

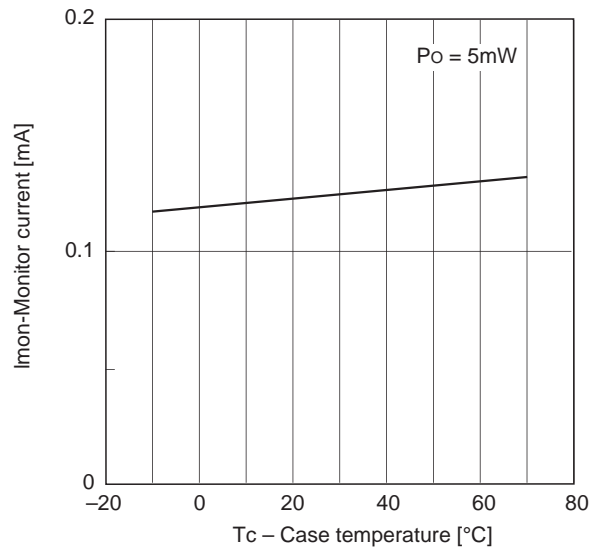
Optical power output vs. Forward current characteristics
 Optical power output vs. Monitor current characteristics



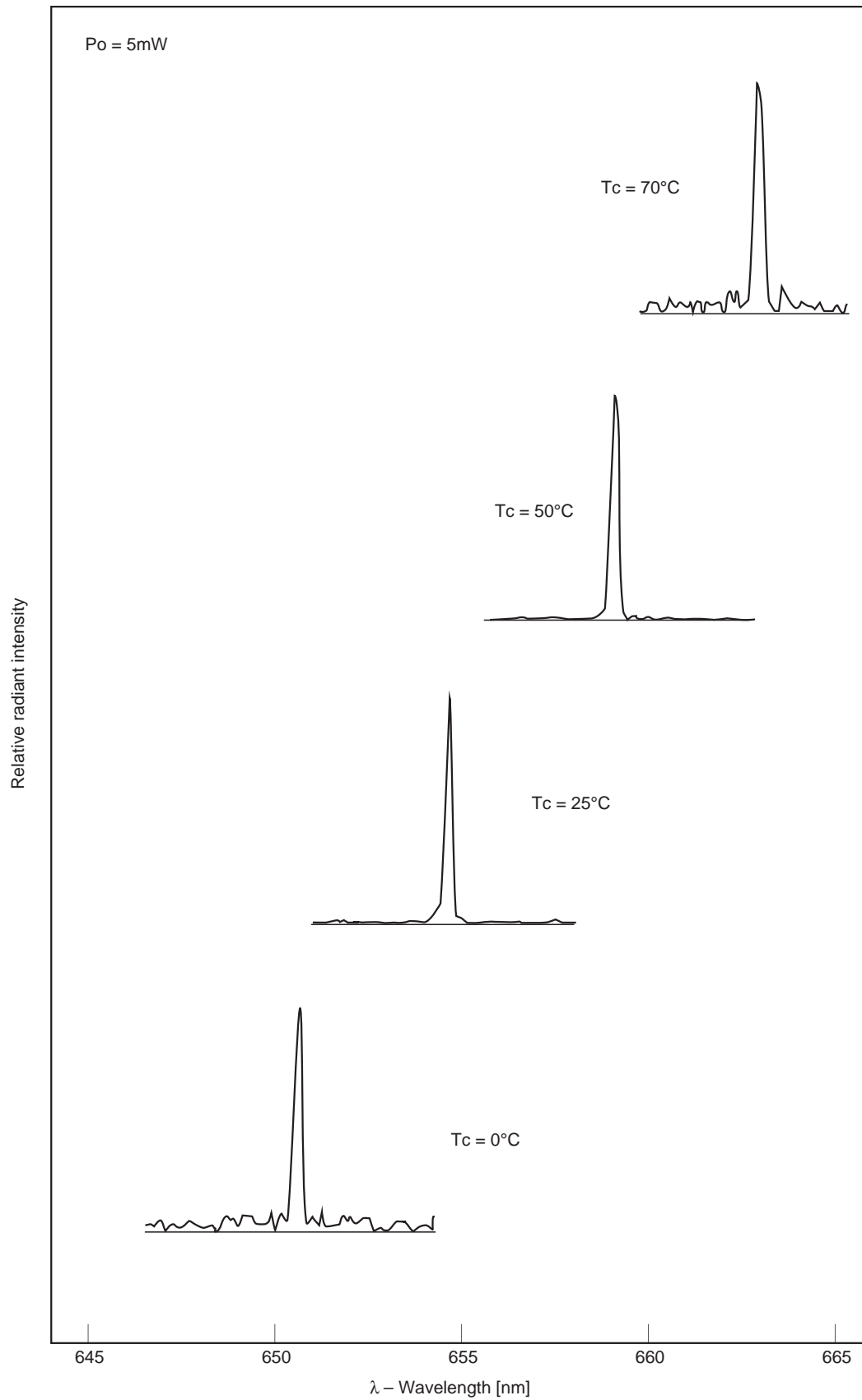
Threshold current vs. Temperature characteristics



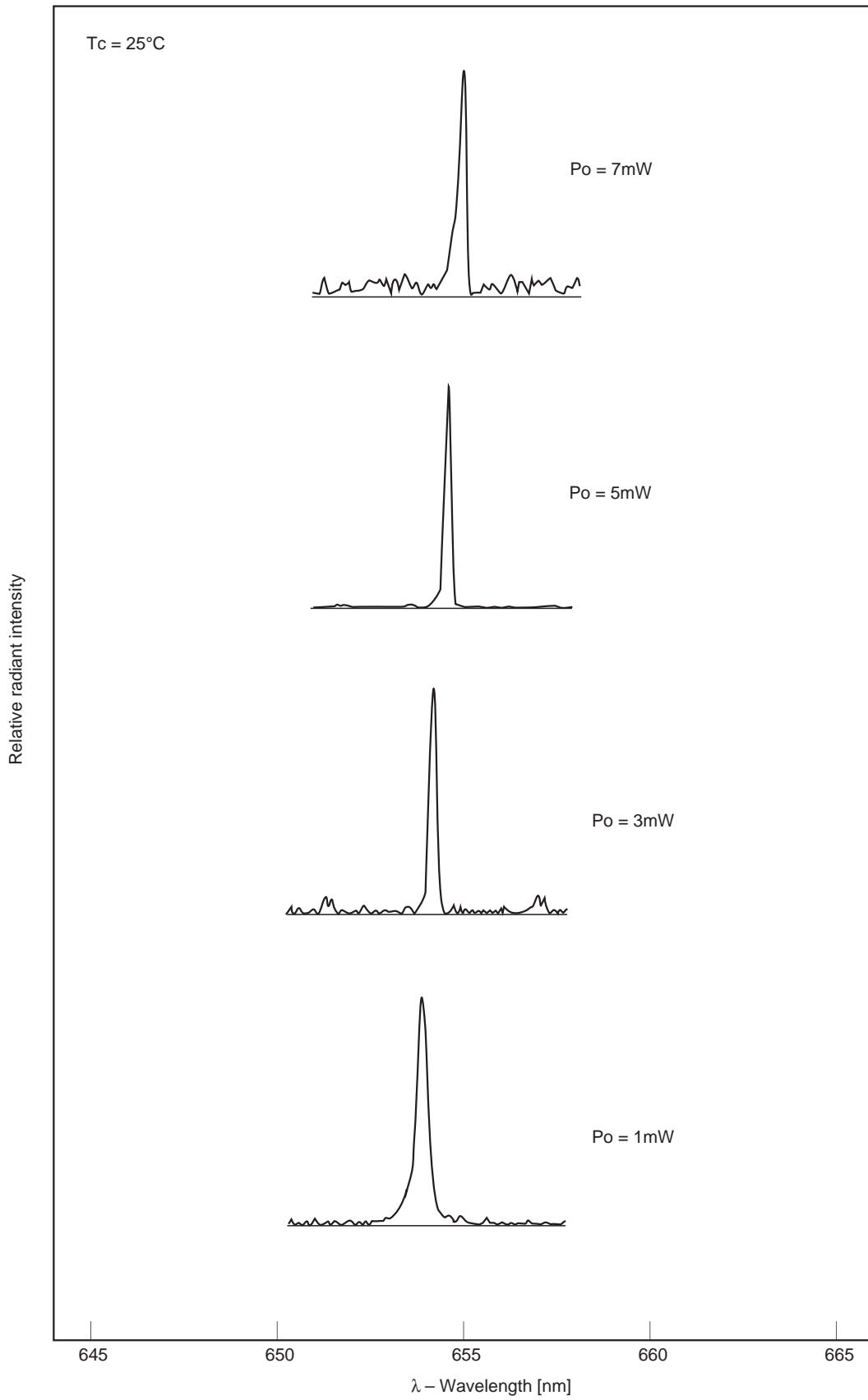
Monitor current vs. Temperature characteristics



Temperature dependence of spectrum

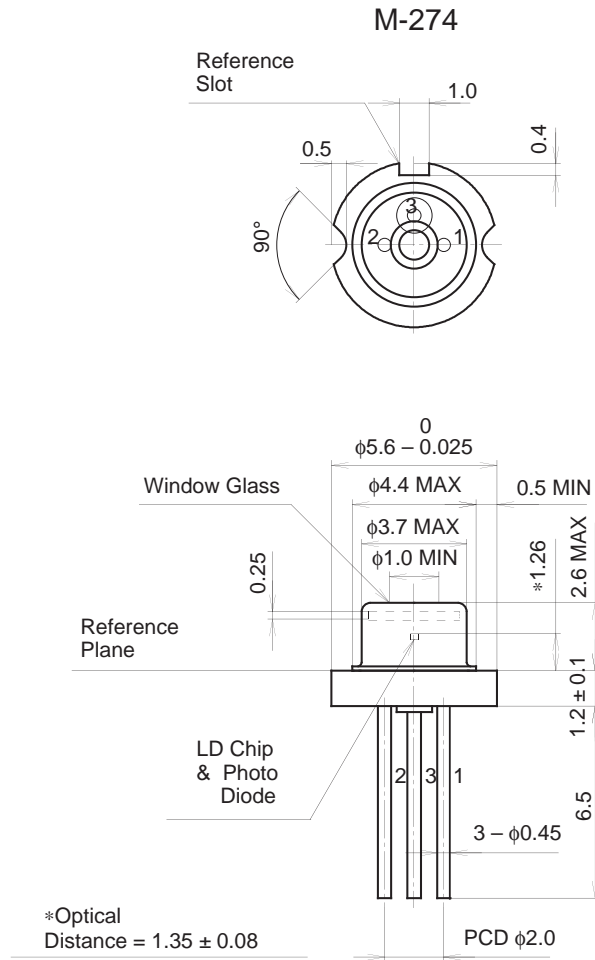


Power output dependence of spectrum



Package Outline

Unit: mm



SONY CODE	M-274
EIAJ CODE	_____
JEDEC CODE	_____

PACKAGE WEIGHT	0.3g
----------------	------